



LIGHTING & ELECTRICAL PRODUCTS GROUP

KH15Q

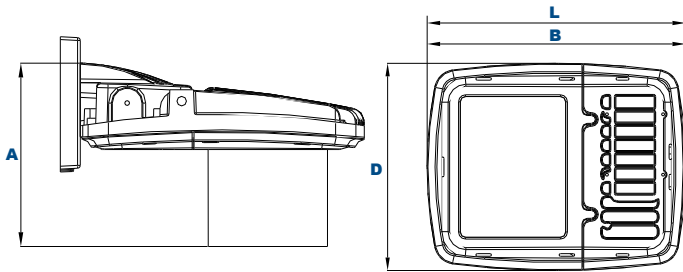
L70
25°C

320,000 Hours

AmberLED Mini Bentley Kitty Hawk Area and Wall Light



Shown with "KA" Kitty Hawk Arm and "BF" Baffle.



Dimensions

Width (D)	9½" (240mm)
Length (B)	11¼" (299mm)
Height (A)	7½" (193mm)

Length with
Mount (L) **Kitty Hawk Arm (KA):** 16" (406mm)
Mounting Arm Adaptor (MA): 16" (406mm)
Easy-Hang Wall Bracket (KHEH): 12¼" (324mm)

Project Information:

Project Name: _____ Fixture Type: _____

Complete Catalog #: _____ Date: _____

Comments: _____

AmberLED Technology

The LEPG AmberLED KH15Q luminaire is available in two wattages with horizontal cut-off mounting configurations and a shielded IES Type V distribution, and is certified by the Florida Fish & Wildlife Conservation Commission (FWC) for wildlife applications that are directly visible from the shore requiring monochromatic AMBER light. LEDs operate between 585 and 595 nm, greater than 560nm required by FWC. Typical applications include retail centers, hotels, residential, parks, schools and universities, office buildings and medical facilities. Mounting heights of up to 12 feet can be used based on light level and uniformity requirements.

Specifications and Features:

Housing:

Die Cast Aluminum Housing and Front Frame, Integral Heat Sinking and Driver Compartment. Photocell Adaptable. Nickel-Plated Stainless Steel Hardware. Includes Full Baffle Required to Maintain FWC Certification.

Listing & Ratings:

CSA: Listed for Wet Locations, ANSI/UL 1598, 8750; IP66 Sealed LED Compartment.

Finish:

Textured Architectural Bronze Powdercoat Finish Over a Chromate Conversion Coating. Custom Colors Available Upon Request.

Lens:

Tempered Clear Flat Glass Lens

Mounting Options:

Mounts with Kitty Hawk Arm, 2¾" Diameter Mounting Arm Adaptor, or Easy Hang Wall Bracket (Factory Installed).

AmberLED:

Aluminum Boards

Wattage:

22w: Array: 22w, System: 25.4w; (Up to 100w HID Equivalent.)
37w: Array: 37w, System: 38.2w; (Up to 175w HID Equivalent.)

Driver:

Electronic Driver, 120-277V, 50/60Hz or 347-480V, 50/60Hz (37w Model Only); Less Than 20% THD and PF>0.90. Standard Internal Surge Protection is 2kV for 22w, 6kV for 37w. 0-10V Dimming Standard for a Dimming Range of 100% to 10%; Dimming Source Current is 150 Microamps.

Controls:

Fixtures Ordered with Factory-Installed Photocell or Motion Sensor Controls are Internally Wired for Switching and/or 1-10V Dimming Within the Housing. Remote Direct Wired Interface of 1-10V Dimming is Not Implied and May Not Be Available, Please Consult Factory. Fixtures are Tested with LEPG Controls and May Not Function Properly With Controls Supplied By Others. Fixtures are NOT Designed for Use with Line Voltage Dimmers.

Warranty:

5-Year Warranty for -40°C to +50°C Environment.

See Page 4 for Projected Lumen Maintenance Table.



Certification #2018-001

AmberLED

Certification & Listings:



Order Information Example: KH15QF1X37UAMCZKASPB

KH15Q	F			AM	C				BF
Model	Optics	Wattage	Driver	CCT	Lens	Color	Mounting	Options	Shield
KH15Q =AmberLED Mini Bentley Kitty Hawk Area and Wall, Light	F=Type V	1X22 =22w 1X37 =37w	U =120-277V H =347V-480* *37w Model Only.	AM =Amber	C =Standard Clear Flat Glass Lens	Z =Bronze C =Custom (Consult Factory)	KA =Kitty Hawk Arm MA = Mounting Arm Adapter EH =Easy-Hang Wall Bracket	SF =Single Fuse* DF =Double Fuse* SP =Surge Protection M1 =Motion Sensor, IR for mounting heights of 20ft to 35ft M2 =Motion Sensor, IR for mounting heights of 18ft or less PC3 =Photocell, 120-277VAC P10 =Pencil Photocell, 120VAC P12 =Pencil Photocell, 277VAC P14 =Pencil Photocell, 120-277VAC *120-277V Models Only.	BF =Baffle

Accessories & Replacement Parts:

Mounting Accessories (Order Separately, Field Installed)	
KH20RPZ	Die-Cast Adaptor for 3" to 4" Round Poles, Bronze Powdercoat Finish. Use with KH25A Kitty Hawk Mounting Arm only.
KH20WMZ	Die-Cast Wall Mount Adaptor, Bronze Powdercoat Finish. Use with KH25A Kitty Hawk Mounting Arm only.
PTSB1SZ	Single Pole Tenon Spoke Bracket, 2 3/8" Horizontal Mounting Arm, Bronze Powdercoat Finish, Includes Hardware.
PTSB290SZ	Twin Pole Tenon Spoke Bracket, 2 3/8" Horizontal 90° Mounting Arms, Bronze Powdercoat Finish, Includes Hardware.
PTSB2180SZ	Twin Pole Tenon Spoke Bracket, 2 3/8" Horizontal 180° Mounting Arms, Bronze Powdercoat Finish, Includes Hardware.
PTSB390SZ*	Triple Pole Tenon Spoke Bracket, 2 3/8" Horizontal 90° Mounting Arms, Bronze Powdercoat Finish, Includes Hardware.
PTSB3120SZ*	Triple Pole Tenon Spoke Bracket, 2 3/8" Horizontal 120° Mounting Arms, Bronze Powdercoat Finish, Includes Hardware.
PTSB490SZ*	Quad Pole Tenon Spoke Bracket, 2 3/8" Horizontal 90° Mounting Arms, Bronze Powdercoat Finish, Includes Hardware.

Accessories (Order Separately, Field Installed)	
ACCHSG1Z	Die Cast Accessory Housing for Installing Sensors or Other Lighting Controls, Bronze Powdercoat Finish



ACCHSG1Z

Replacement Parts (Order Separately, Field Installed)	
KH15GL	Tempered Clear Flat Glass Lens.
KH25AZ	Kitty Hawk Die-Cast Mounting Arm, Bronze Powdercoat Finish, Includes Hardware. Mounts Directly to Square Poles.
ALMAAZ	Die-Cast Adaptor for 2 3/8" Horizontal Mounting Arms, Bronze Powdercoat Finish, Includes Hardware.
KHEHZ	Die-Cast Easy-Hang Wall Bracket, Bronze Powdercoat Finish, Includes Hardware.
P18103	120-277VAC Photocell
P18110	110-130V 120VAC Pencil Photocell
P18112	208-277V 240VAC Pencil Photocell
P18114	120-277V, 50/60Hz Pencil Photocell



P18103

P18110 & P18112

P18114

*Non-stock item. Consult factory for lead time.



KH20RPZ

KH20WMZ

PTSB1SZ


PTSB290SZ

PTSB2180SZ

PTSB390SZ*

PTSB3120SZ*

PTSB490SZ*



KH15Q

L70 25°C 320,000 Hours

AmberLED Mini Bentley Kitty Hawk Area and Wall Light

LIGHTING & ELECTRICAL PRODUCTS GROUP

Mounting Options:



KH15Q with Kitty Hawk Arm (KA)

Kitty Hawk Die-Cast Mounting Arm, Bronze Powdercoat Finish, Includes Hardware. Mounts Directly to Square Poles.



KH15Q with Pole Mounting Arm Adaptor (MA)

Die-Cast Adaptor for 2 3/4" Horizontal Mounting Arms, Bronze Powdercoat Finish, Includes Hardware.






KH15Q with Easy-Hang Bracket (EH)



Die-Cast Easy-Hang Wall Bracket, Bronze Powdercoat Finish, Includes Hardware.


EPA (Effective Projected Area)

Shown with Small Kitty Hawk Arm mounting.

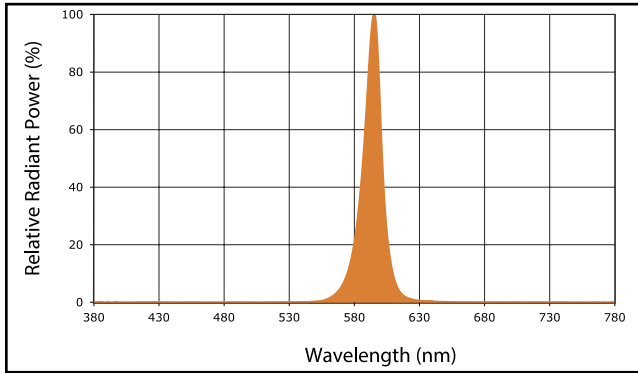
Configuration	EPA (Sq. Ft.)	Weight (Lbs.)
 1	0.54	12 Lbs

Configuration	EPA (Sq. Ft.)	Weight (Lbs.)
 2@180° Mount	1.08	24 Lbs
 2@90° Mount	0.73	24 Lbs

Configuration	EPA (Sq. Ft.)	Weight (Lbs.)
 3@90° Mount	1.19	36 Lbs
 3@120° Mount	1.08	36 Lbs

Configuration	EPA (Sq. Ft.)	Weight (Lbs.)
 4@90° Mount	1.19	48 Lbs

Spectral Chart



Photometric Performance

LED Board Watts	Drive Current (mA)	Input Watts	Optics	Amber LEDs	
				Lumens	LPW
AmberLED 22w	525	25	Type V	1,159	46
AmberLED 37w	525	38	Type V	1,738	46

Projected Lumen Maintenance

Data shown for Amber LEDs		Compare to MH				
TM-21-11	Input Watts	Initial	25,000 Hrs	50,000 Hrs	100,000 Hrs	Calculated LED Life
L70 Lumen Maintenance @ 25°C / 77°F	All wattages up to and including 38w	1.00	0.98	0.95	0.91	320,000
L70 Lumen Maintenance @ 50°C / 122°F		1.00	0.95	0.89	0.79	141,000
L80 Lumen Maintenance @ 40°C / 104°F		1.00	0.96	0.93	0.85	134,000

NOTES:
 1. Projected per IESNA TM-21-11. Data references the extrapolated performance projections for the base model in a 25°C ambient, based on 10,000 hours of LED testing per IESNA LM-80-08.
 2. Compare to MH box indicates suggested Light Loss Factor (LLF) to be used when comparing to Metal Halide (MH) systems.