

The B3Q and B4Q EasyLED Reveal Cutoff Bollards with polycarbonate lenses and sealed optical compartments are designed to replace HID lighting systems up to 70w MH or HPS. These fixtures are ideal for retail centers, industrial parks, schools and universities, public transit and airports, office buildings and medical facilities.

Specifications and Features:

Housing:	Extruded Aluminum Housing with Flush Mounting Base & Vandal-Resistant Screws, Flat Top, Sealed Driver Compartment.
Listing & Ratings:	CSA: Listed for Wet Locations, ANSI/UL 1598, 8750 IP66 Sealed LED Compartment.
Finish:	Textured Powdercoat Finish Over a Chromate Conversion Coating. Custom Colors Available Upon Request.
Lens:	Clear Polycarbonate or SoftLED LumaLens Opal Polycarbonate Vandal-Resistant Inner Lens to Seal LED Array.
Mounting Options:	Mounting Kit with 8" Anchor Bolts, Included.
EasyLED LED:	Aluminum Boards
Wattage:	Array: 16.6w, System: 20.2w; (70w HID Equivalent)
Driver:	Electronic Driver, 120-277V, 50/60Hz or 347V, 50/60Hz; Less Than 20% THD and PF>0.90. Standard Internal Surge Protection 2kV. 0-10V Dimming Standard for a Dimming Range of 100% to 10%; Dimming Source Current is 150 Microamps.
Warranty:	5-Year Warranty for -40°C to +50°C Environment.

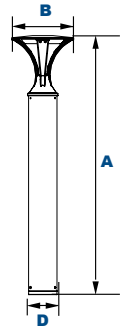
See Page 2 for Projected Lumen Maintenance Table.



L70
25°C **187,000 Hours**

B3Q - Reveal Round Bollard

B4Q - Reveal Square Bollard



Dimensions

Width (B)	10 1/4" (260mm)
Diameter (D)	4 3/4" (120mm)
Height (A)	43 1/8" (1,095mm)

Certification & Listings:




SoftLED

	F	1X16	U					
Model	Optics	Wattage	Driver	CCT	Lens	Color	Height	Options
B3Q =Reveal Round Bollard B4Q =Reveal Square Bollard	F =Wide Beam Spread	1X16 =16w	U =120-277V C =347V	4K =4000K 5K =5000K	C =Clear Polycarbonate Array Lens L =SoftLED LumaLens Opal Polycarbonate Array Lens	Z =Bronze B =Black W =White G =Gray C =Custom (Consult Factory)	(Leave Blank) = 43 1/8" Standard Height 36 =36" Height 30 =30" Height	SF =Single Fuse DF =Double Fuse SP =Surge Protection GF1 =GFCI Outlet, 15A, 120V

Order Information Example: B4QF1X16U5KC236SF

Accessories & Replacement Parts:



*Shown Mounted

Mounting Accessories (Order Separately, Field Installed)

BREBASE* Bollard Retrofit Base Kit Adapts New Bollards to Most Existing Bolt Patterns. Fits all Bollards. Die Cast with Powdercoat Finish, Hardware Included. 1 1/2" Dia. x 1 1/2" H

*Specify Color: Z=Bronze, B=Black, W=White, G=Gray, C=Custom (Consult Factory)

Replacement Parts (Order Separately, Field Installed)

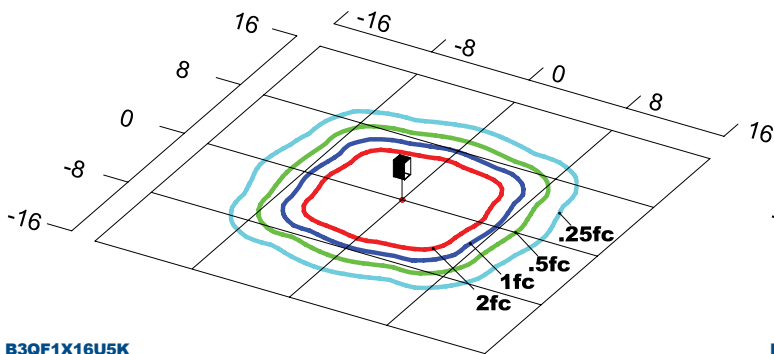
B3LL SoftLED LumaLens Opal Polycarbonate Array Lens

B4LL SoftLED LumaLens Opal Polycarbonate Array Lens

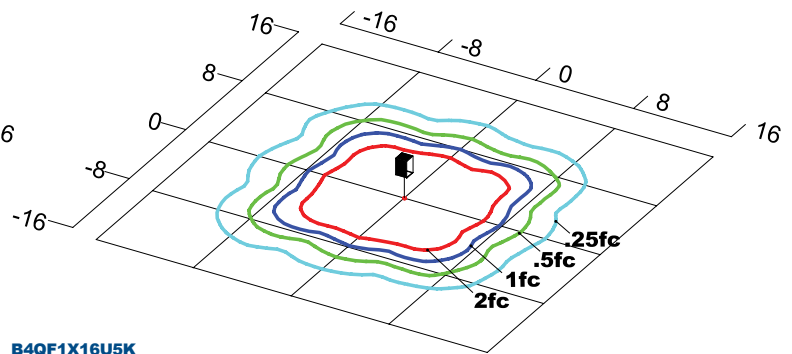
BOADP1* Adapter Plate with Gaskets for Outlet Boxes. Fits Round Bollards. Die Cast with Powdercoat Finish.

*Specify Color: Z=Bronze, B=Black, W=White, G=Gray, C=Custom (Consult Factory)

Photometric Data



B3QF1X16U5K
Type V
Grid in feet, Mounting Height = 3.5 ft.



B4QF1X16U5K
Type V
Grid in feet, Mounting Height = 3.5 ft.

Photometric Performance

LED Board Watts	Drive Current (mA)	Input Watts	Optics	5000 CCT 80 CRI					4000 CCT 80 CRI				
				Lumens	LPW	B	U	G	Lumens	LPW	B	U	G
EasyLED 16w	525	20	B3 Type V	1,603	80	1	2	1	1,539	77	1	2	1
			B4 Type V	1,678	84	1	2	1	1,611	81	1	2	1

Projected Lumen Maintenance

Data shown for 5000 CCT			Compare to MH			
TM-21-11	Input Watts	Initial	25,000 Hrs	50,000 Hrs	100,000 Hrs	Calculated L70@ 25°C
B3 L70 Lumen Maintenance @ 25°C / 77°F	20	1.00	0.96	0.92	0.84	187,000
B4 L70 Lumen Maintenance @ 25°C / 77°F	20	1.00	0.96	0.92	0.84	187,000
TM-21-11	Input Watts	Initial	25,000 Hrs	50,000 Hrs	100,000 Hrs	Calculated L70@ 50°C
B3 L70 Lumen Maintenance @ 50°C / 122°F	20	1.00	0.94	0.87	0.74	117,000
B4 L70 Lumen Maintenance @ 50°C / 122°F	20	1.00	0.93	0.87	0.73	113,000
TM-21-11	Input Watts	Initial	25,000 Hrs	50,000 Hrs	100,000 Hrs	Calculated L80@ 40°C
B3 L80 Lumen Maintenance @ 40°C / 104°F	20	1.00	0.97	0.93	0.87	151,000
B4 L80 Lumen Maintenance @ 40°C / 104°F	20	1.00	0.97	0.93	0.86	144,000

NOTES:

1. Projected per IESNA TM-21-11. Data references the extrapolated performance projections for the 525mA base model in a 25°C ambient, based on 10,000 hours of LED testing per IESNA LM-80-08.
2. Compare to MH box indicates suggested Light Loss Factor (LLF) to be used when comparing to Metal Halide (MH) systems.