

**Dimmable LED/CFL
Incandescent/Halogen
Single Pole or Three Way**



Model No.: 51300

Description: The 51300 is a decorator dimmer switch that provides optimal dimming performance of LED bulbs. This dimmer works with up to 150-Watt of dimmable LED/CFL or 700-Watt of incandescent/halogen, allowing you to control multiple bulb types on the same circuit. The 51300 dimmer features a mini paddle switch to turn your lights off or on and returning them to your desired level at any time.

Features:

- Unique mini paddle switch with side light level slider
- Provide a wide range of dimming, lighting fades up and down smoothly.
- Highly versatile, to meet a wide variety of applications.
- Designed for compatibility with most high efficacy light bulbs.
- Switch returns load to previous level (pre-set Dimming Control).
- Longer mounting strap for more rigid installation, no more “floating”.
- Proper color matching

Specifications:

Voltage	120VAC, 60Hz
Incandescent/Halogen	700W
Dimmable LED and CFL.....	150W
Ambient operating temperature:	32 °F to 104 °F (0 °C to 40 °C), 0% to 90% humidity
Warranty	2 Years

Testing & Code Compliance

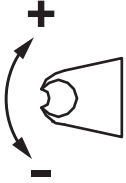
- ETL listed
- California Title 24

Dimming Range Adjustment

1. Turn dimmer on and move slider down to the bottom.
2. Fine Tuning: To achieve the lowest light level, move the Tuning dial downwards/upwards until desired level is reached.
3. To verify the setting, turn the dimmer off then back on.
4. Repeat step 2 if all bulbs do not turn on.
5. Once all bulbs are dimming properly, install faceplate.

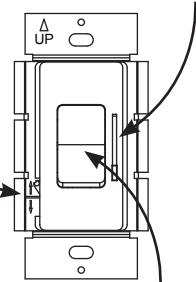
Sensitivity knob:

Up:
Brighter



Down:
Less bright

Slider: Controls light level.
Up increases light level, down decreases light level.

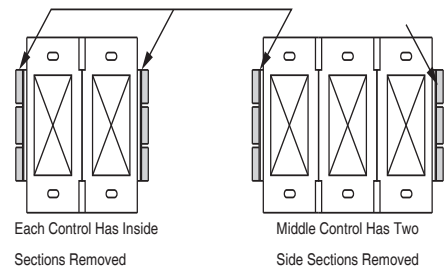
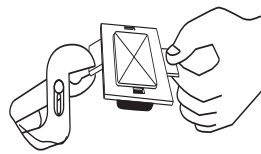


Switch: Turns lights ON and OFF

Multi-gang Installation

When installing more than one switch in the same wall box, it may be necessary to remove the side tabs before installing (see below). Using pliers, bend each tab back and forth until they break off. Repeat for each tab to be removed. Removal of tabs WILL REDUCE MAXIMUM LOAD CAPACITY.

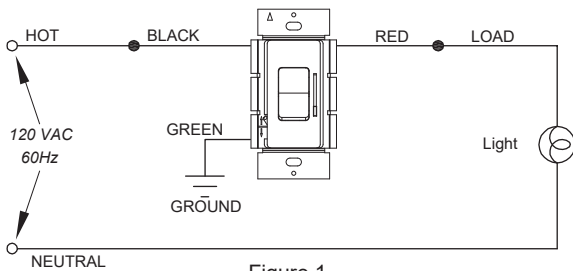
Do Not Remove Outside Sections



	Derating Chart		
	Load Capacity when Tabs are removed from:		
	0 sides	1 side	2 sides
Incandescent/ Halogen	700W	600W	500W
Dimmable LED/CFL	150W	150W	150W

Wiring Diagram:

Single-Pole Wiring



3-Way Wiring

