



An OSC Technologies Company
**WILLIAMS
& HUSSEY**
Machine and Tool Company

Standard Profile Knives

The Gold Standard in Quality Molders & Knives Since 1954.



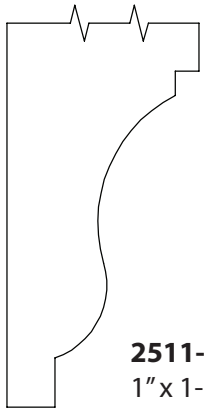
PROUDLY MADE IN USA

Toll Free: 800-258-1380 | 641-843-3240 | williamsnhussey.com

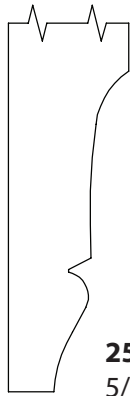
Table of Contents

Aprons	2	Nickel Gap	19
Astragals	2		
		Panel Moldings	19
Back Bands.....	2	Picture Frames	20
Bar Rail.....	3	Picture Moldings	20
Base Caps	3	Planing	21
Bead Boards	5		
Beads & Quirks	4	Quarter Rounds	21
Bed & Coves	4		
Bevels	5	Rabbit-Dados	21
Brick Molds	5	Raised Panels	22
		Relieving	22
Cabinet Door Frames	6		
Casings	6-9	Scotias	23
Chairs Rails & Backers	9	Shoes	23
Coves	10	Solid Crowns	24
Crowns	11-17	Speed Bases	23
		Stops	25
Half Rounds	18		
Hand Rails	18	Tongue & Groove	25
Log Siding	19	Window Stools	25
<hr/>			
Sharpening Service	26	Build Your Molding by Stacking	28-29
W&H Standard and Custom Knives	27	Facts, Tips & Tricks	30

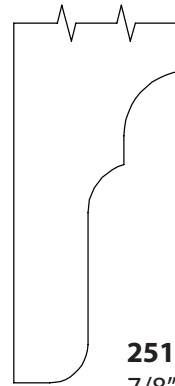
Aprons



2511-EP
1" x 1-3/4"

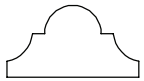


2510-EP
5/8" x 1-11/16"

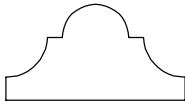


2512-EP
7/8" x 1-5/8"

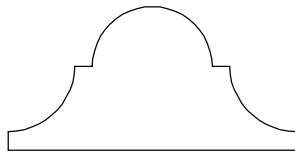
Astragals



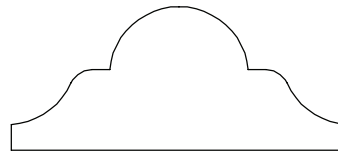
2352
3/8" x 11/16"



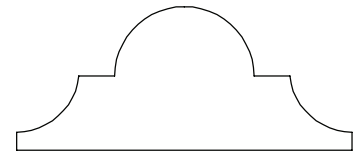
2353
1/2" x 15/16"



2354
3/4" x 1-1/2"

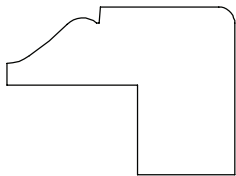


2350
3/4" x 1-3/4"

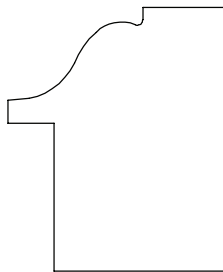


2351
3/4" x 1-3/4"

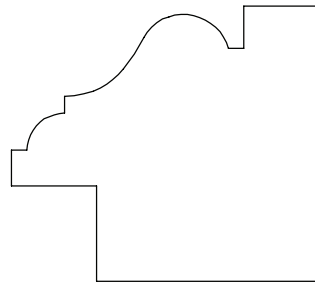
Back Bands



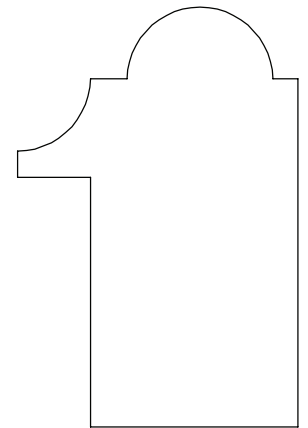
2241
7/8" x 1-3/16"



2240
1-3/8" x 1-1/8"



2243
1-7/16" X 1-5/8"

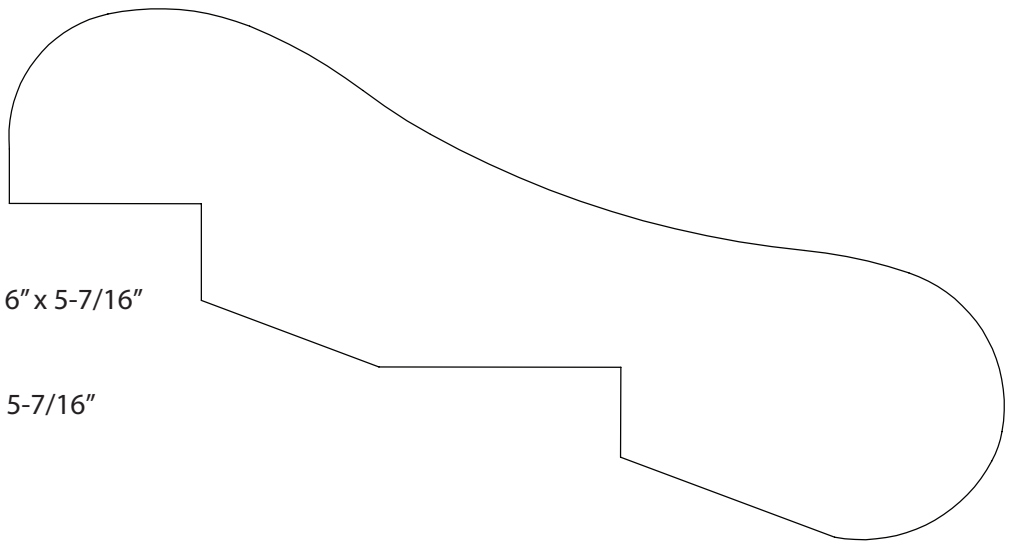


2242
1-7/16" X 2-3/16"

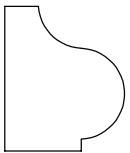
Bar Rail

3250-B
Bottom, 1-7/16" x 5-7/16"

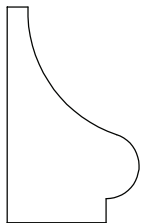
3250-T
Top, 1-7/16" x 5-7/16"



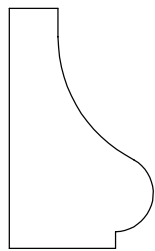
Base Caps




2103
5/8" x 3/4"



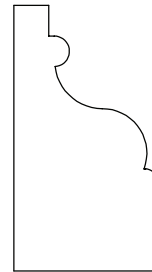
2101
11/16" x 1-1/8"



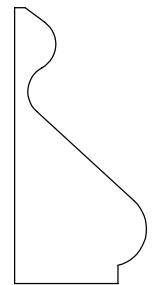
2102
3/4" x 1-1/4"



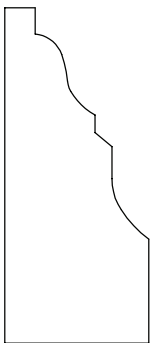
2105
11/16" x 1-3/8"



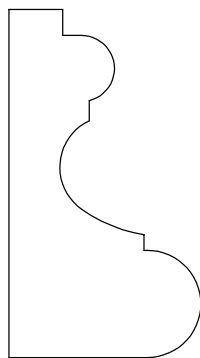
2108
3/4" x 1-3/8"



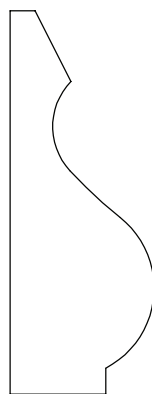
2107
3/4" x 1-7/16"



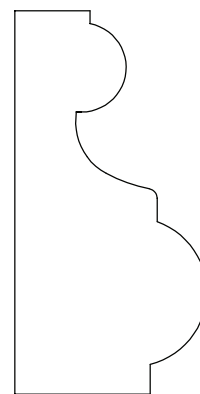
2114
3/4" x 1-3/4"



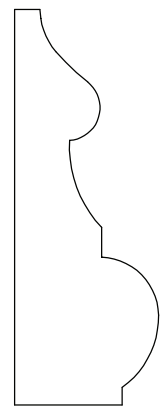
2119
1" x 1-13/16"



2109
3/4" x 2"

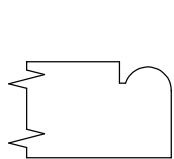


2118
1" x 2"

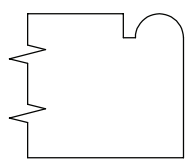


2117
3/4" x 2-1/16"

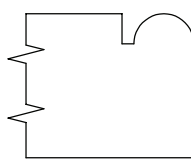
Beads & Quirks



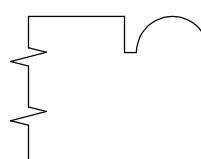
3101-EP
1/4", Quirk 1/32"



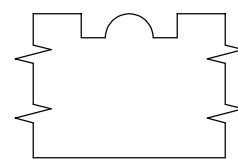
3115-EP
1/4", Quirk 1/16"



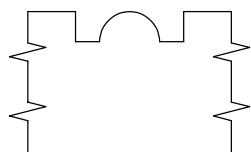
3114-EP
5/16", Quirk 1/16"



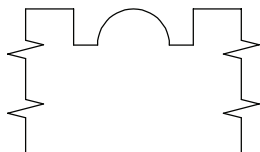
3113-EP
3/8", Quirk 1/16"



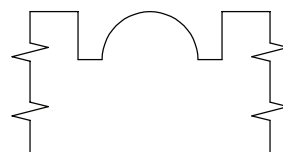
3102-CP
1/4", Quirk 1/8"



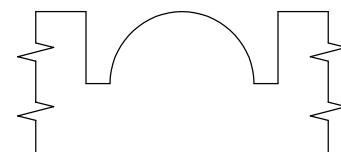
3103-CP
5/16", Quirk 1/8"



3104-CP
3/8", Quirk 1/8"

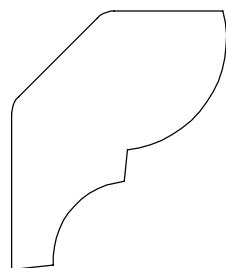


3106-CP
1/2", Quirk 1/8"



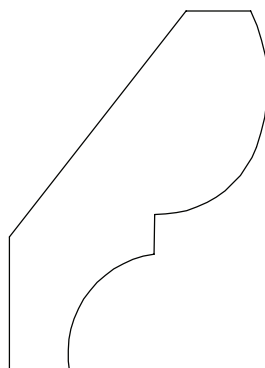
3116-CP
3/4", Quirk 1/8"

Bed & Coves



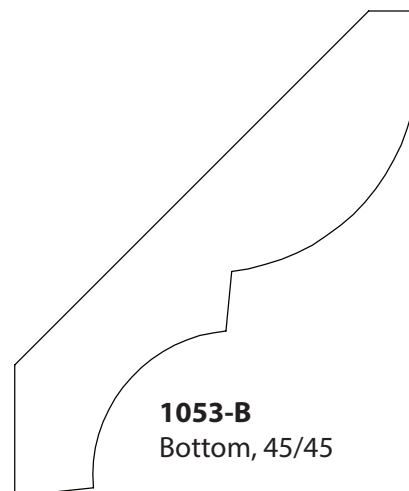
1050-B
Bottom, 45/45

1050-T
Top, 3/4" x 1-3/4"



1051-B
Bottom, 52/38

1051-T
Top, 3/4" x 2-1/4"



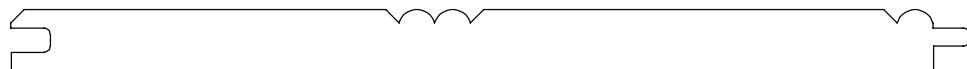
1053-B
Bottom, 45/45

1053-T
Top, 3/4" x 3-1/4"

Bead Boards



3050
5/16" x 3-7/16"

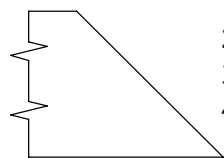


3052
5/16" X 5"

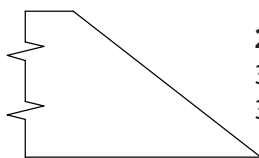


3051
5/16" x 6-5/8"

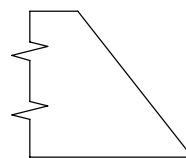
Bevels



2650
3/4" Deep,
45 Degree

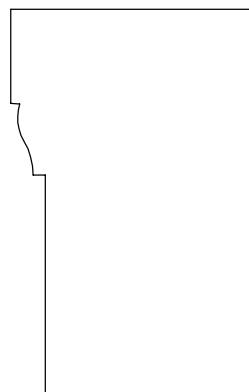


2652
3/4" Deep,
38 Degree

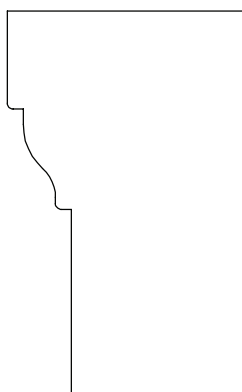


2651
3/4" Deep,
52 Degree

Brick Molds

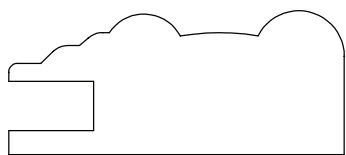


2401
1-1/4" x 2"

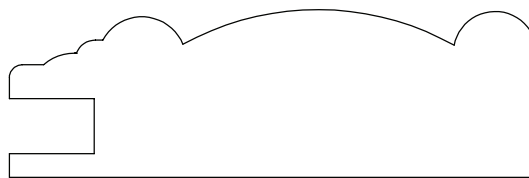


2402
1-1/4" X 2"

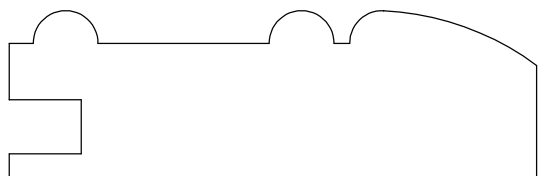
Cabinet Door Frames




3301
3/4" x 1-3/4"



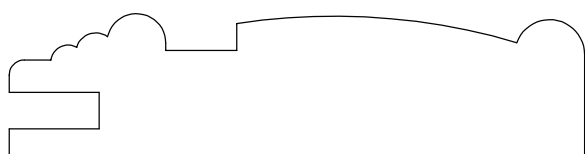
3300
7/8" x 2-3/4"



3302
7/8" x 2-3/4"




3303
7/8" x 2-1/4"

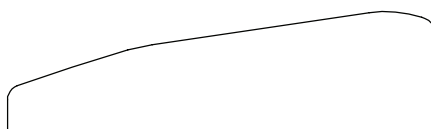


3305
3/4" x 3", 3/8" Relief


Casings



2302
5/8" x 2"



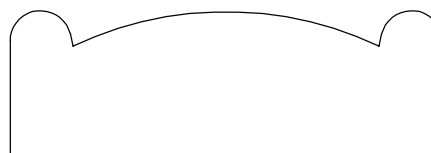
2303
5/8" x 2-1/4"



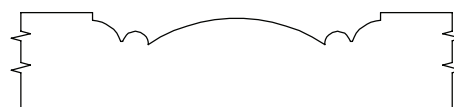
2253
11/16" x 2-1/4"



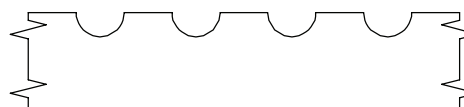
2304-CP
1-3/8" Wide



2297
3/4" x 2-1/4"

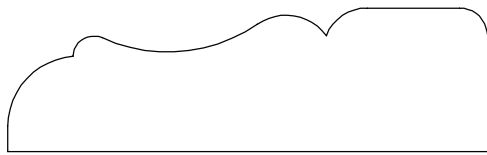


2308-CP
1-1/2" Wide




2900-CP
1-3/4", 1/4" flutes


Casings



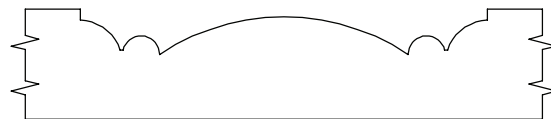
2301
3/4" X 2-1/2"




2283
11/16" x 2-1/2"




2300
3/4" X 2-1/2"




2309-CP
2-1/8" Wide



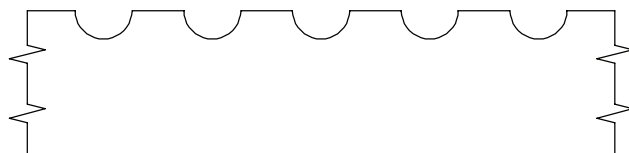
2305- CP
2" Wide



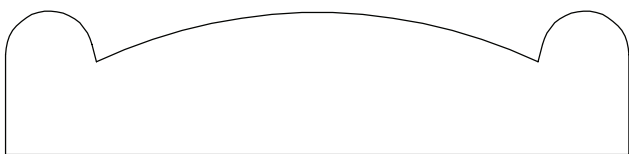
2307
1-1/6" x 3"




2278
13/16" x 3-1/4"



2289-CP
2-1/2"



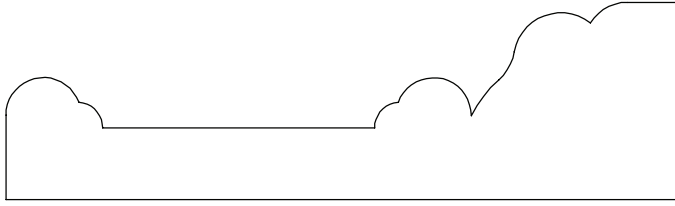
2298
3/4" x 3-1/4"



2264
3/4" x 3-7/16"



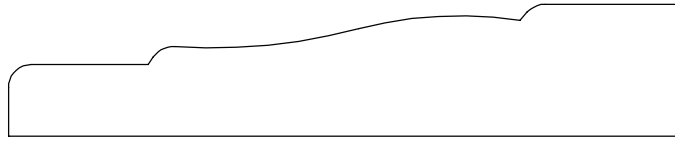
Casings




2271
1" x 3-1/2"



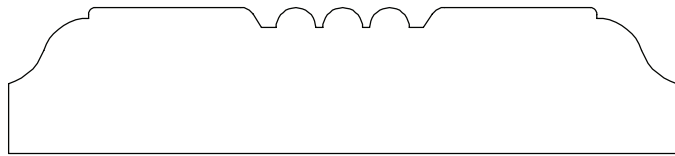
2296
3/4" x 3-1/2"




2274
11/16" x 3-1/2"




2260
3/4" x 3-1/2"



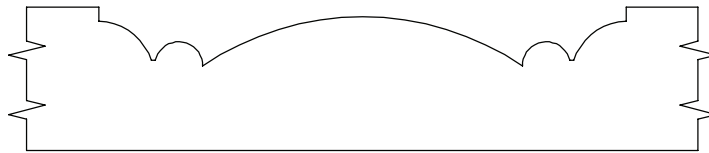
2295
3/4" x 3-1/2"



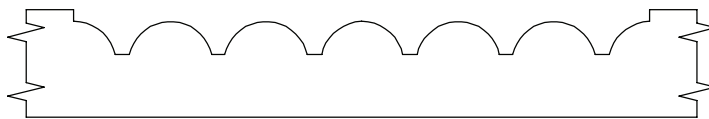
2262
3/4" x 3-1/2"



2306-CP
2-3/4" Wide

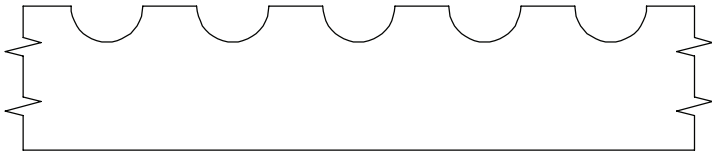


2310-CP
2-3/4" Wide

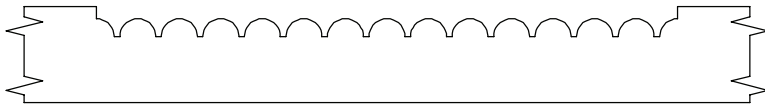


2268-CP
3" with 7/16" Beads

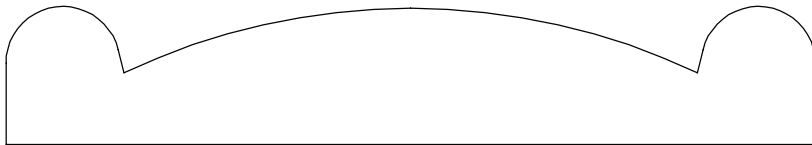
Casings



2901-CP
3", 3/8" flutes




2299-CP
3" with 3/16" Beads




2266
3/4" x 4-1/4"

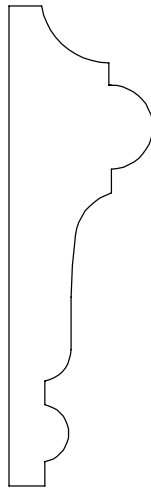
Chair Rails & Backers



2456
9/16" x 2-1/4"



2451
3/4" x 2-1/2"



2455
3/4" x 2-1/2"

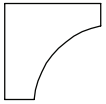


2460
3/8" X 3-9/16"

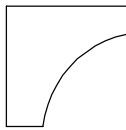


2461
3/8" X 3-9/16"

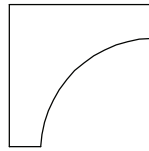
Coves



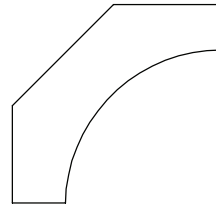
2007
1/2" x 1/2"



2008
5/8" x 5/8"

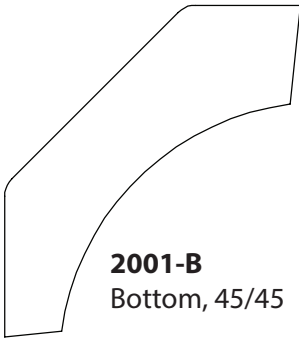


2003
3/4" x 3/4"



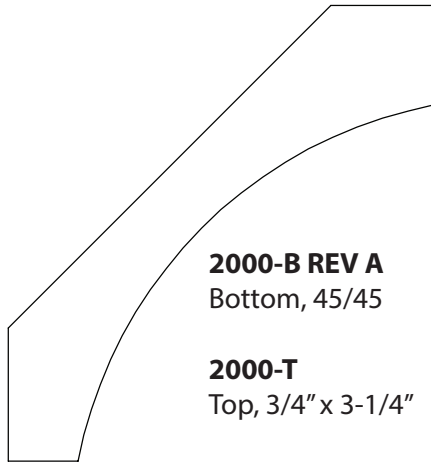
2005-B
Bottom, 45/45

2005-T
Top, 9/16" x 1-1/2"




2001-B
Bottom, 45/45

2001-T
Top, 3/4" x 2-5/16"



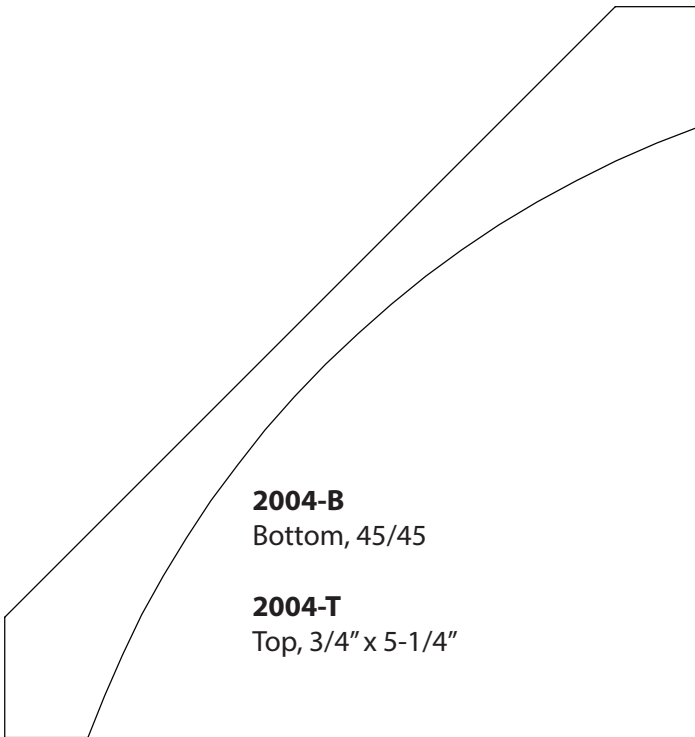
2000-B REV A
Bottom, 45/45

2000-T
Top, 3/4" x 3-1/4"




2002-B
Bottom, 45/45

2002-T
Top, 3/4" x 4"



2004-B
Bottom, 45/45

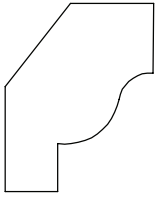
2004-T
Top, 3/4" x 5-1/4"



2006-B
Bottom, 45/45

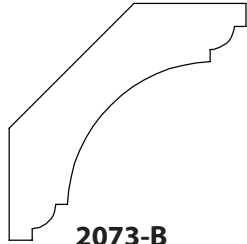
2006-T
Top, 3/4" x 4-1/2"

Crowns



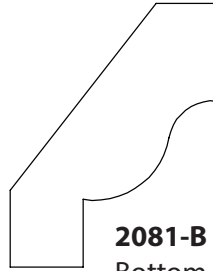
2080-B
Bottom, 52/38

2080-T
Top, 9/16" X 1-1/4"



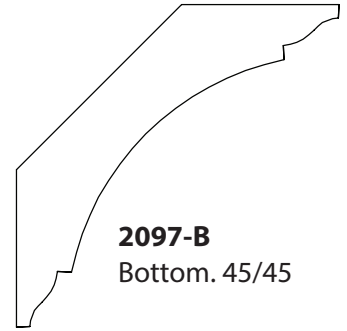
2073-B
Bottom, 45/45

2073-T
Top, 1/2" X 1-3/4"



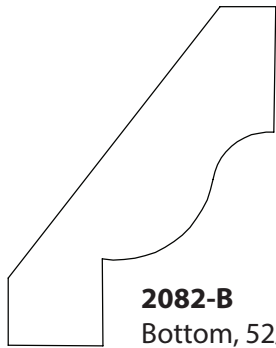
2081-B
Bottom, 52/38

2081-T
Top, 9/16" X 1-3/4"



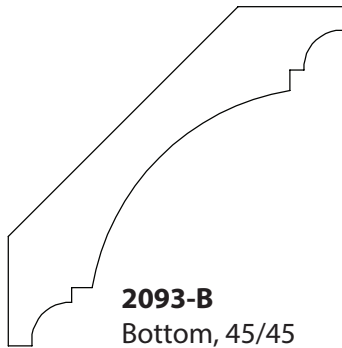
2097-B
Bottom. 45/45

2097-T
Top, 5/8" X 2-3/8"



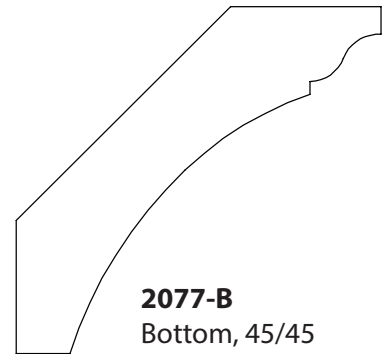
2082-B
Bottom, 52/38

2082-T
Top, 5/8" X 2-1/4"




2093-B
Bottom, 45/45

2093-T
Top, 1/2" X 2-1/2"



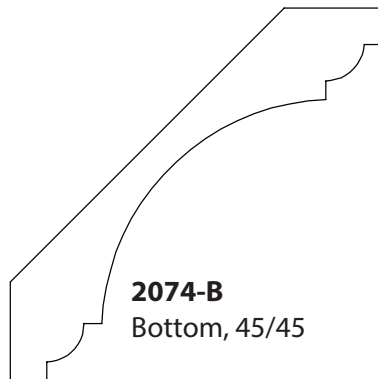
2077-B
Bottom, 45/45

2077-T
Top, 11/16" X 2-5/8"



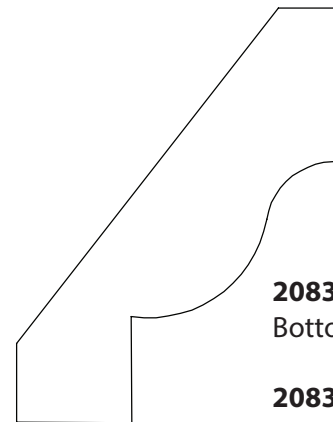
2051-B
Bottom, 52/38

2051-T
Top, 3/4" x 2-1/4"



2074-B
Bottom, 45/45

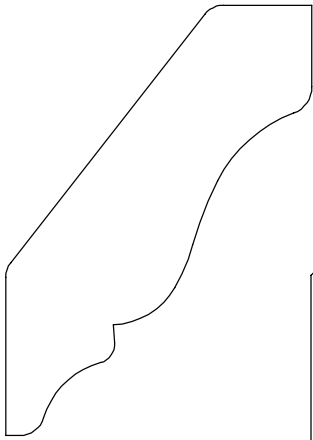
2074-T
Top, 5/8" X 2-3/4"



2083-B
Bottom, 52/38

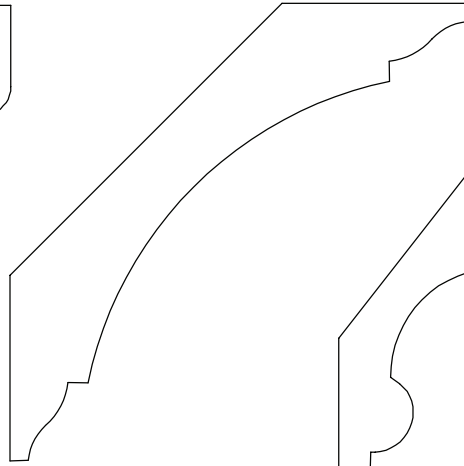
2083-T
Top, 3/4" x 2-3/4"

Crowns




2053-B
Bottom, 52/38

2053-T
Top, 3/4" x 2-3/4"



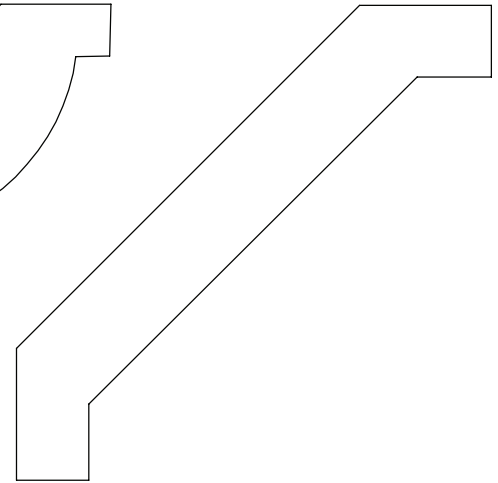
2098-B
Bottom, 45/45

2098-T
Top, 3/4" X 3-3/8"



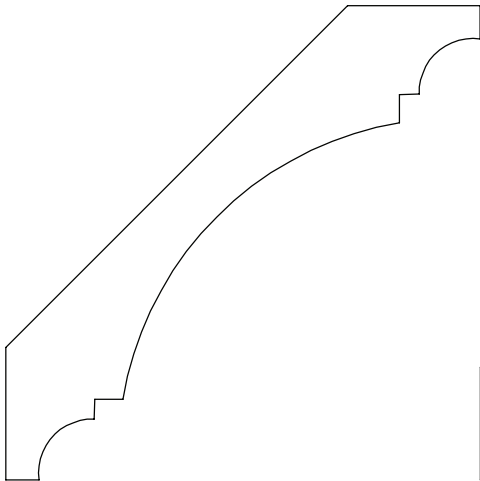
2090-B
Bottom, 52/38

2090-T
Top, 5/8" X 3-1/8"



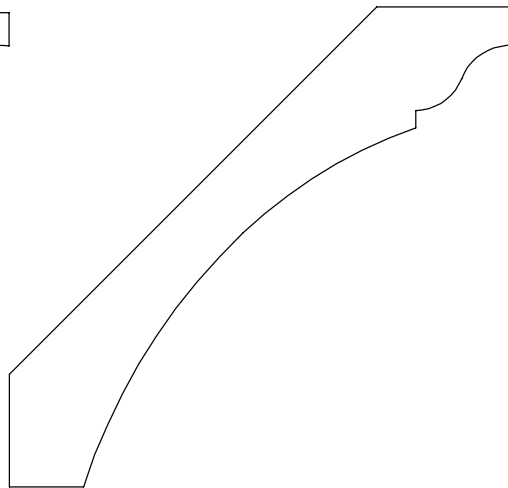
2066-B
Bottom, 45/45

2066-T
Top, 3/4" x 3-1/2"



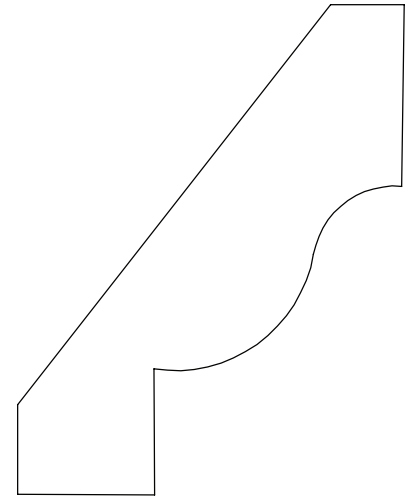
2094-B
Bottom, 45/45

2094-T
Top, 5/8" X 3-1/2"



2078-B
Bottom, 45/45

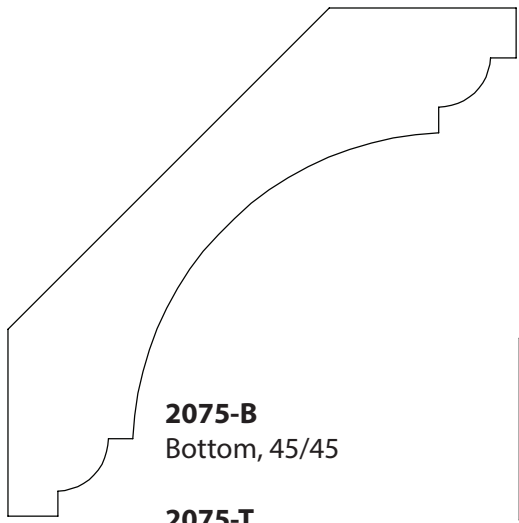
2078-T
Top, 11/16" X 3-5/8"



2084-B
Bottom, 52/38

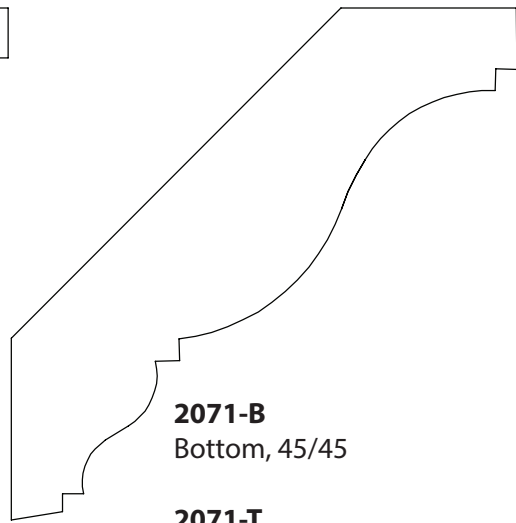
2084-T
Top, 7/8" X 3-1/4"

Crowns



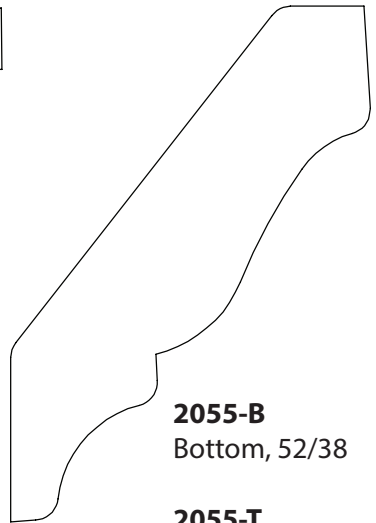
2075-B
Bottom, 45/45

2075-T
Top, 7/8" X 3-3/4"



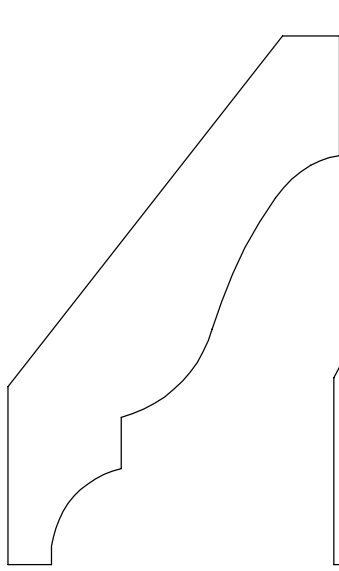
2071-B
Bottom, 45/45

2071-T
Top, 7/8" X 3-3/4"



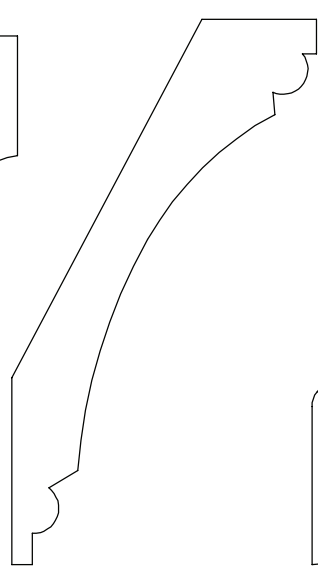
2055-B
Bottom, 52/38

2055-T
Top, 3/4" x 3-1/4"



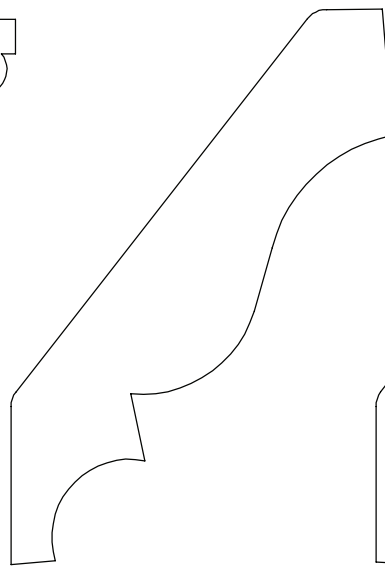
2063-B
Bottom, 52/38

2063-T
Top, 3/4" x 3-1/4"



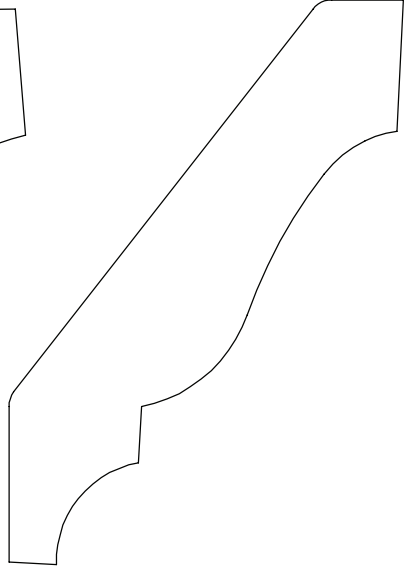
2087-B
Bottom, 62/28

2087-T
Top, 5/8" X 3-1/4"



2057-B
Bottom, 52/38

2057-T
Top, 3/4" x 3-1/2"

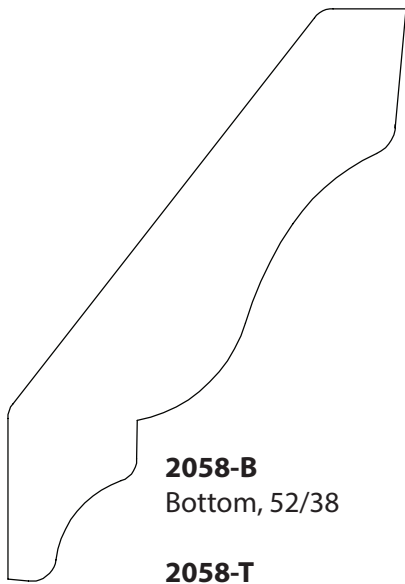


2059-B
Bottom, 52/38

2059-T
Top, 3/4" x 3-5/8"

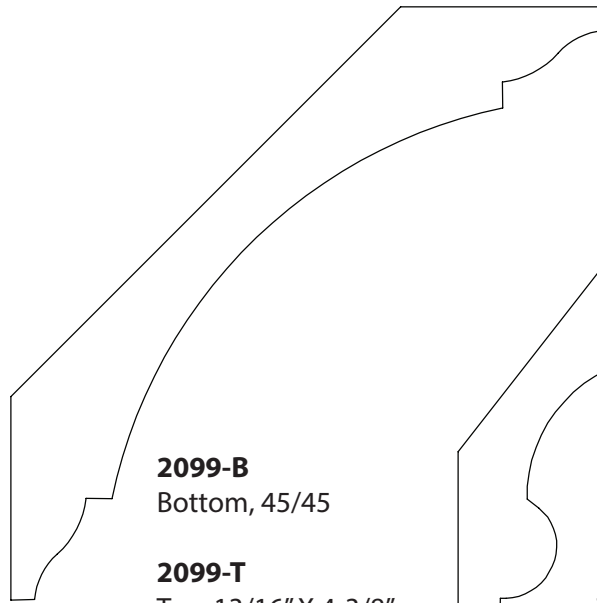


Crowns



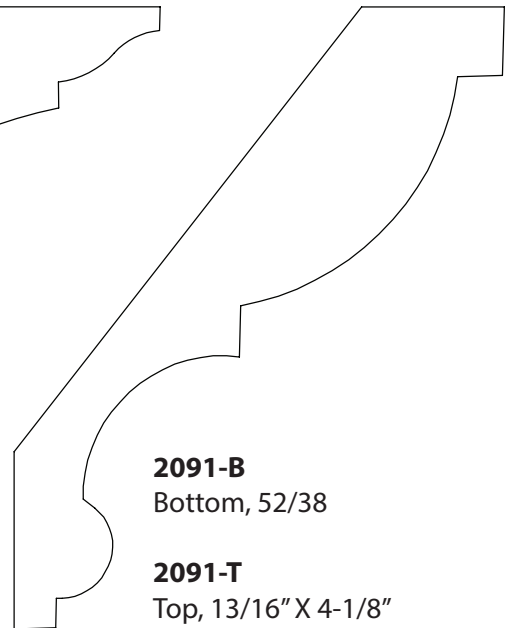
2058-B
Bottom, 52/38

2058-T
Top, 3/4" x 3-5/8"



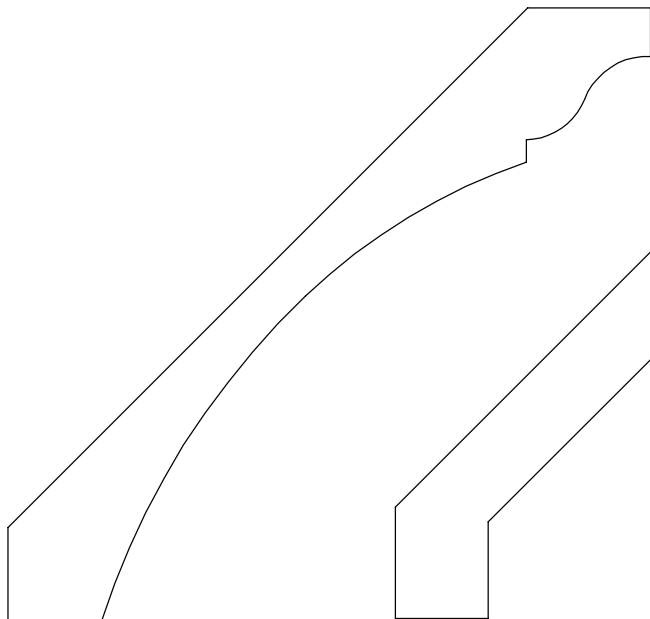
2099-B
Bottom, 45/45

2099-T
Top, 13/16" X 4-3/8"



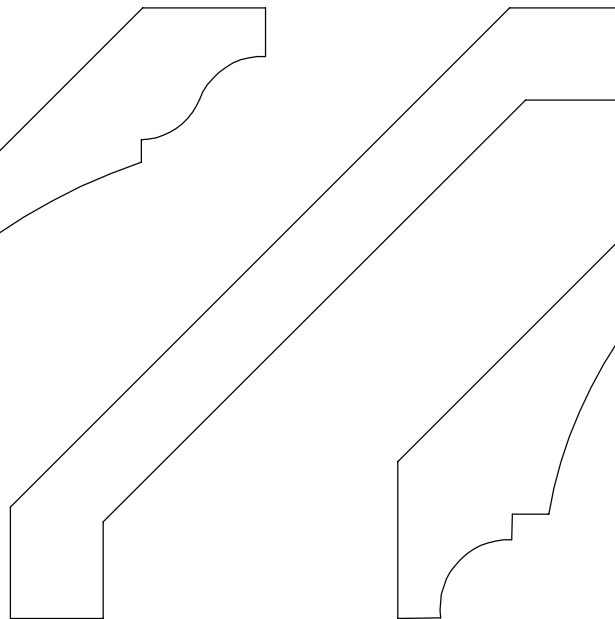
2091-B
Bottom, 52/38

2091-T
Top, 13/16" X 4-1/8"



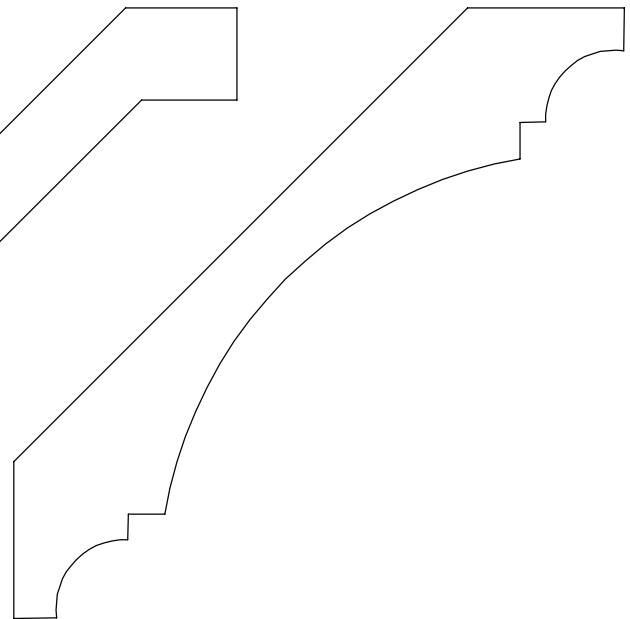
2079-B
Bottom, 45/45

2079-T
Top, 11/16" X 4-5/8"



2067-B
Bottom, 45/45



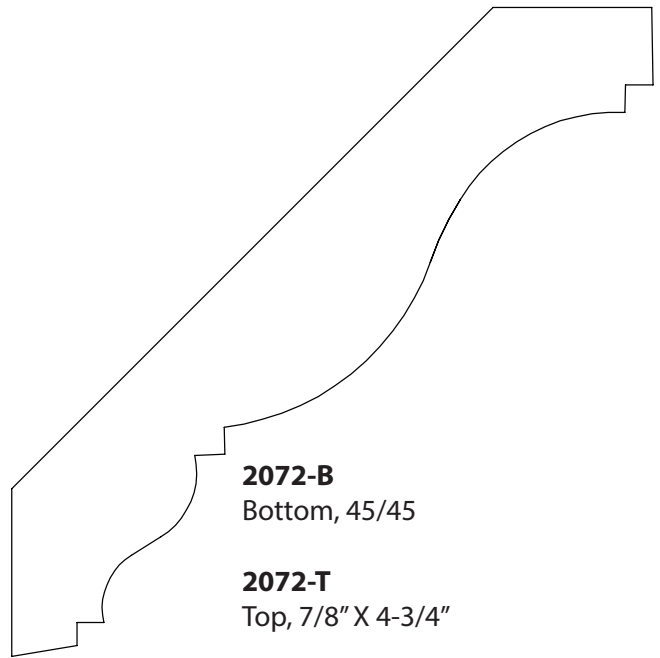
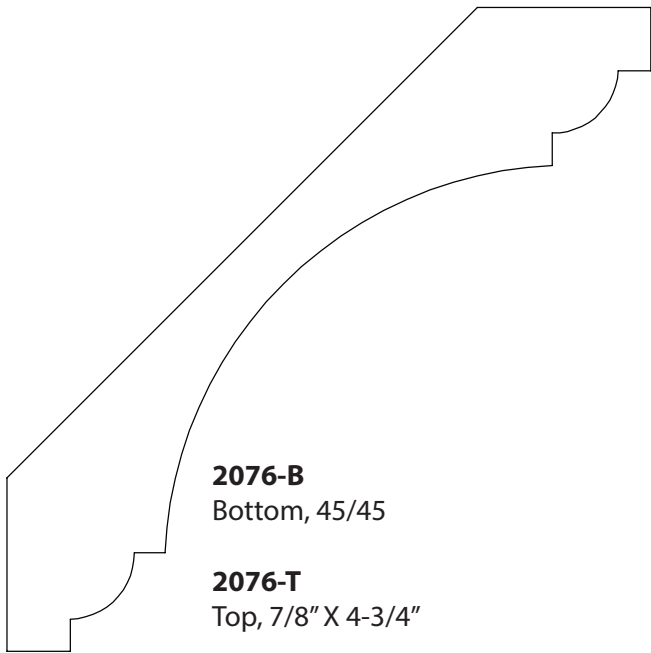
2067-T
Top, 3/4" x 4-1/2"



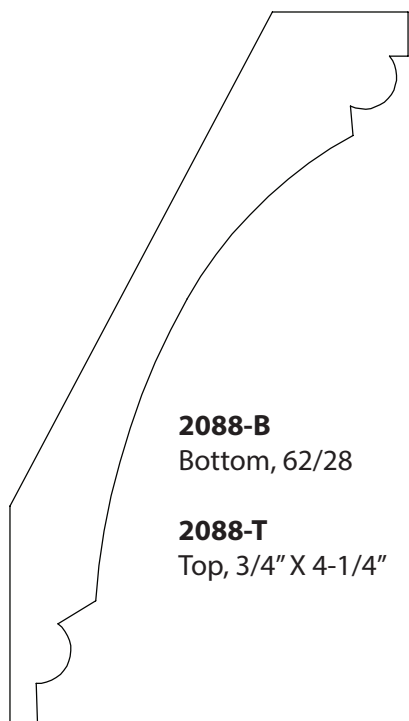
2095-B
Bottom, 45/45

2095-T
Top, 3/4" X 4-1/2"

Crowns




Crowns



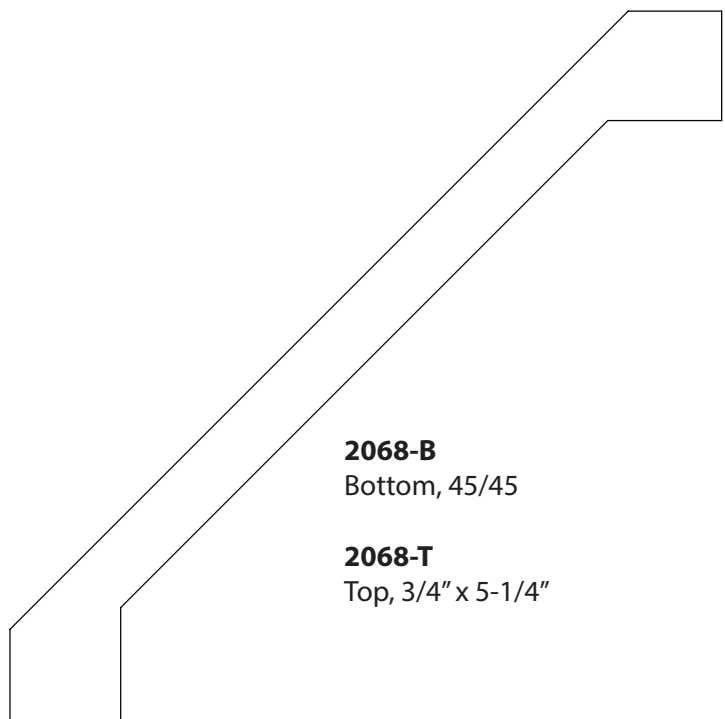
2088-B
Bottom, 62/28

2088-T
Top, 3/4" X 4-1/4"



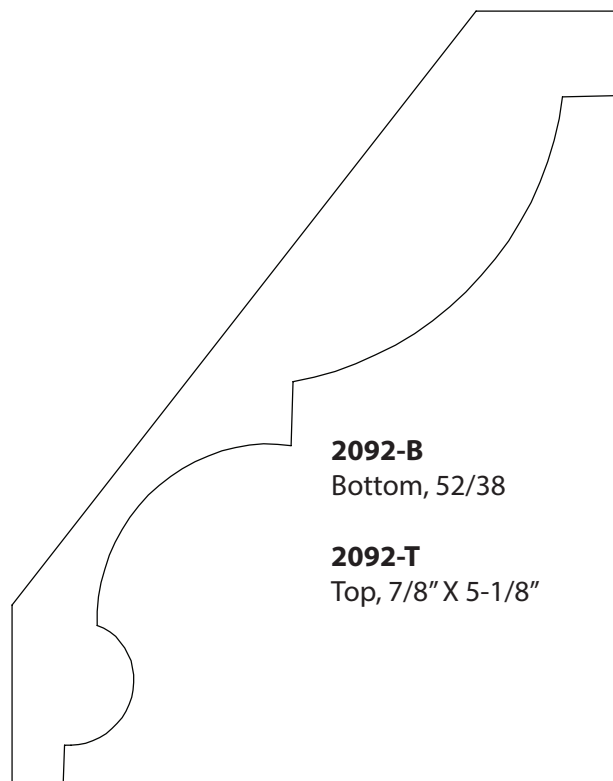
2061-B
Bottom, 52/38

2061-T
Top, 3/4" x 4-5/8"



2068-B
Bottom, 45/45

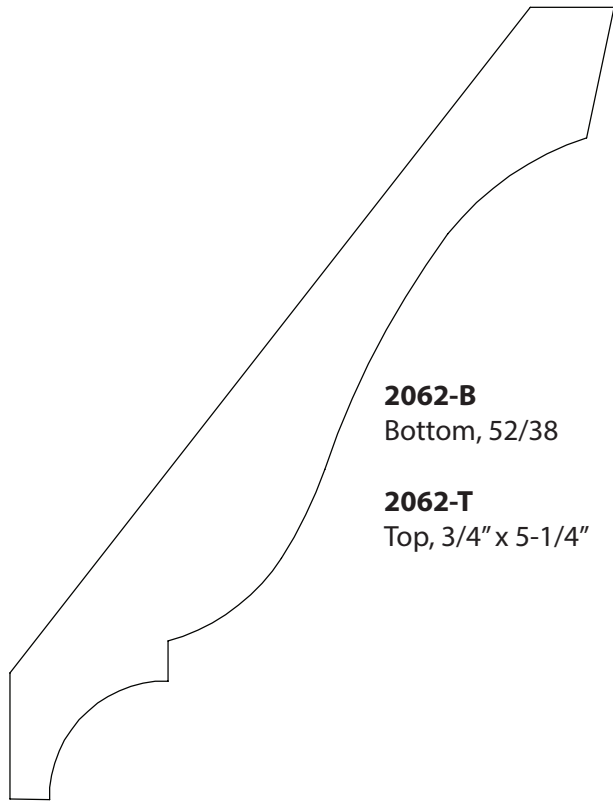
2068-T
Top, 3/4" x 5-1/4"



2092-B
Bottom, 52/38

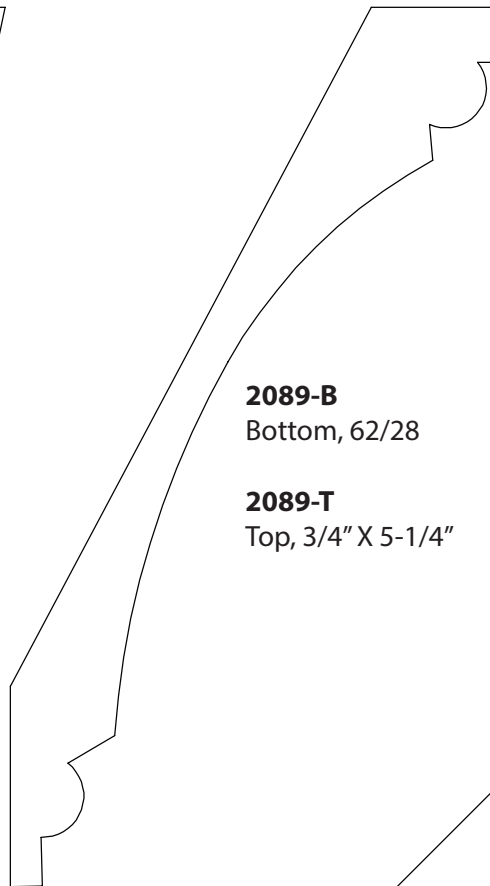
2092-T
Top, 7/8" X 5-1/8"

Crowns



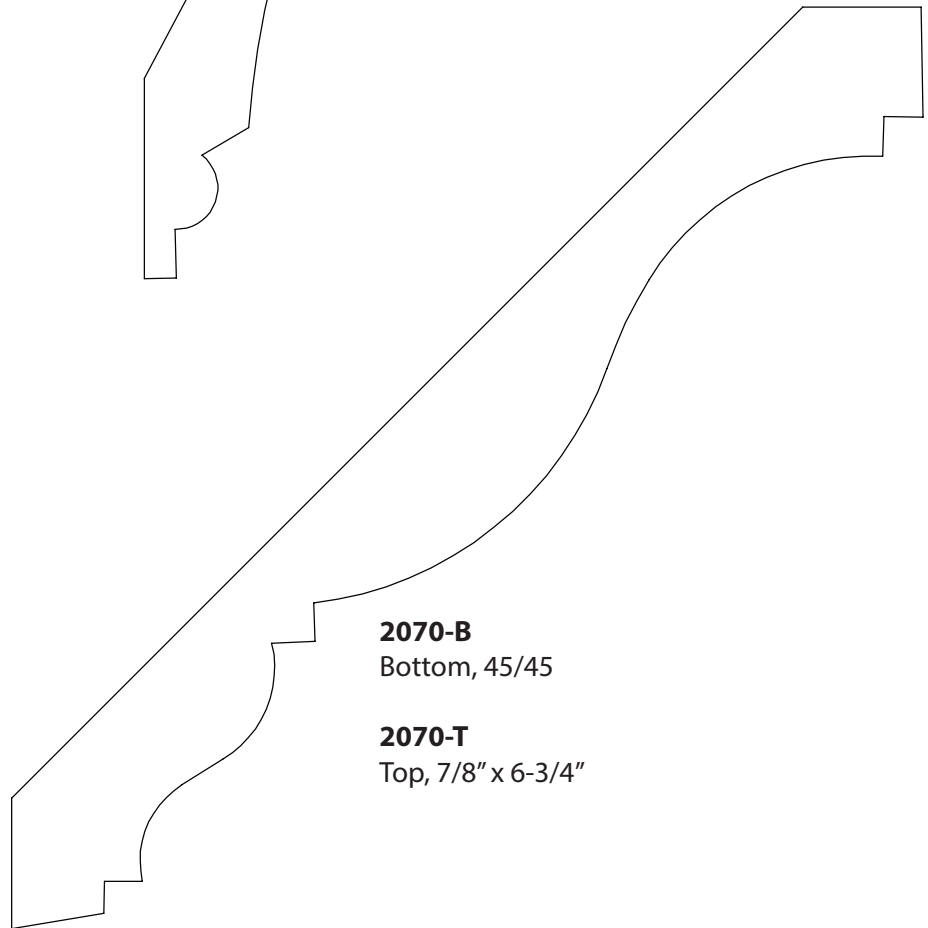
2062-B
Bottom, 52/38

2062-T
Top, 3/4" x 5-1/4"



2089-B
Bottom, 62/28

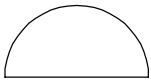
2089-T
Top, 3/4" X 5-1/4"



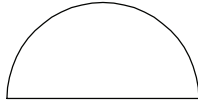
2070-B
Bottom, 45/45

2070-T
Top, 7/8" x 6-3/4"

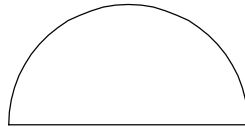
Half Rounds



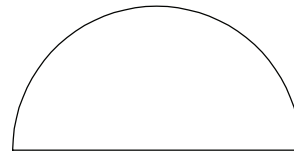
2952
3/8" x 3/4"



2954
1/2" X 1"

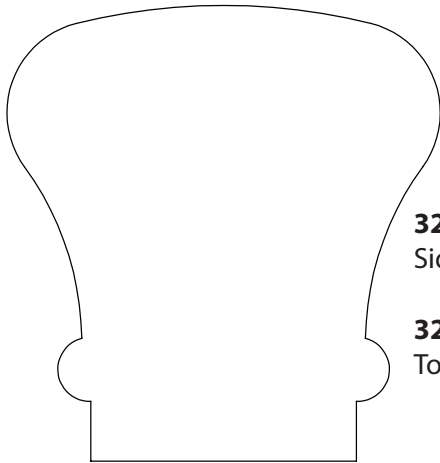


2955
5/8" x 1-1/4"




2956
3/4" x 1-1/2"

Hand Rails



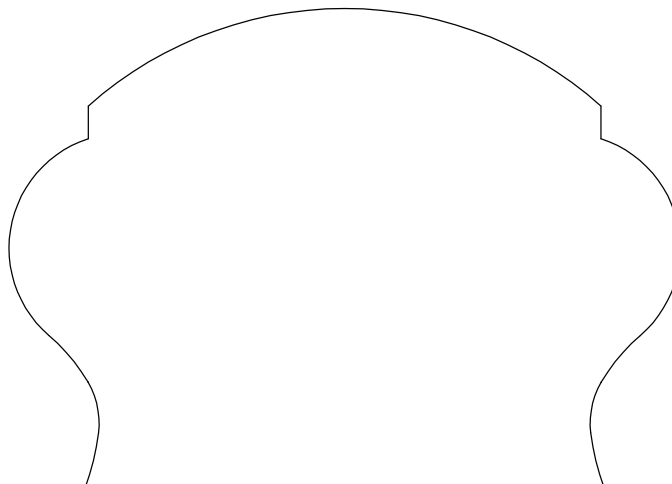
3202-S
Side, 2-3/8" x 2-1/4"

3202-T
Top, 3/4"



3204-S
Side, 2-1/2" x 2-1/4"

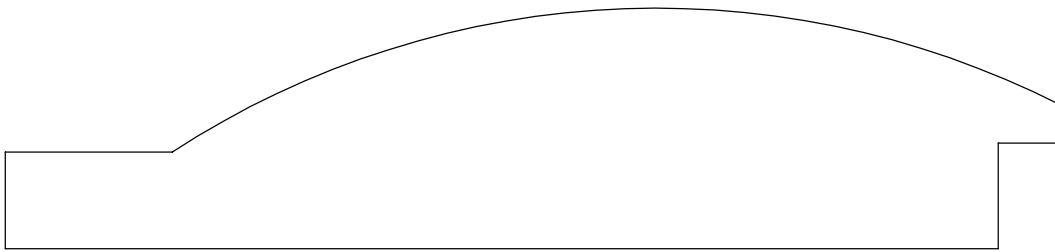
3202-T
Top, 3/4"



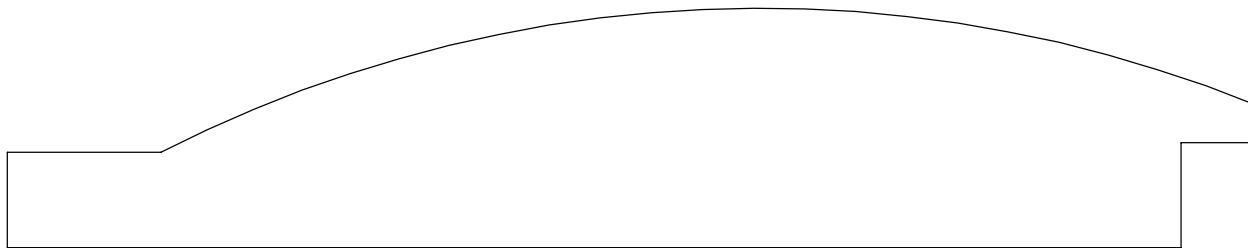
3205-S
Side, 2-1/2" x 3-1/2"

3205-T
Top, 2"

Log Siding

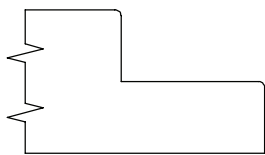


3475
1-1/4" x 5-1/2"

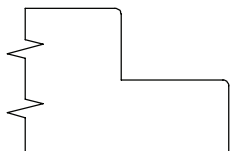


3476
1-1/4" x 6-1/2"

Nickel Gap

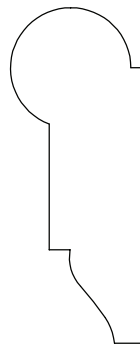


3075-EP
Top, 3/4" X 3/4"

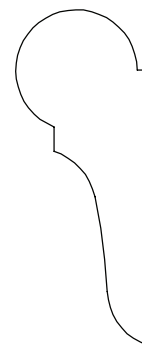


3076-EP
Bottom, 3/4" X 9/16"

Picture Moldings



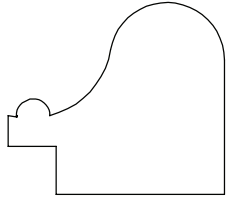
3400
11/16" x 1-3/4"



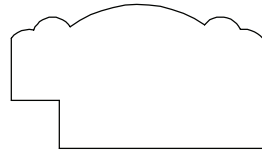
3402
11/16" X 1-3/4"



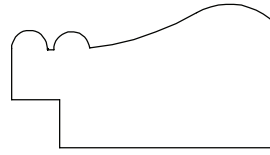
Picture Frames



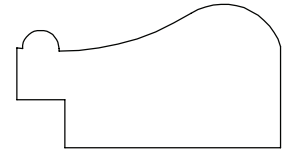
2555
1" x 1-1/8"



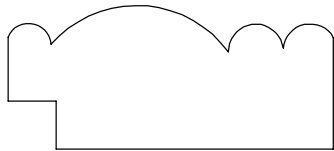
2556
3/4" x 1-5/16"



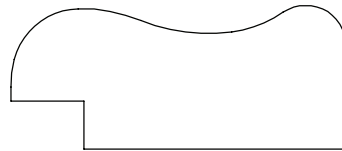
2558
3/4" x 1-3/8"




2560
3/4" x 1-3/8"



2562
3/4" x 1-11/16"

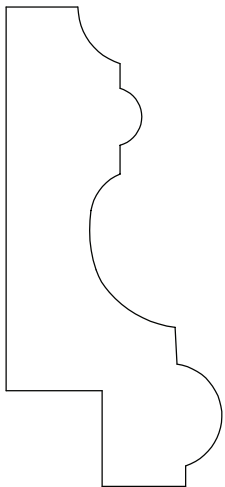


2567
3/4" x 1-3/4"

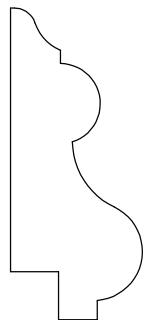


2568
1" x 2-9/16"

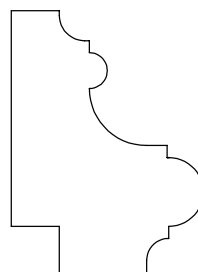
Panel Moldings




3353
1-1/8" x 2-1/2"



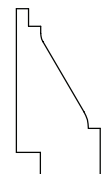
3351
11/16" x 1-5/8"



3352
1" x 1-3/8"



3355
9/16" X 1-1/8"



3354
7/16" x 7/8"

Planing



2750

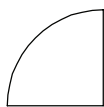
7"

Quarter Rounds



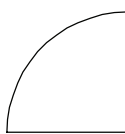
3001

3/8" X 3/8"



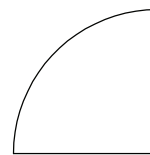
3002

1/2" X 1/2"



3003

5/8" X 5/8"



3004

3/4" x 3/4"

Rabbet/Dados



2857

1/4" Deep x 1"



2850

3/8" Deep x 1-1/2"



2853

1/4" Deep x 1-1/2"



2851


1/2" Deep x 1-1/2"




2852

1/2" Deep x 2"

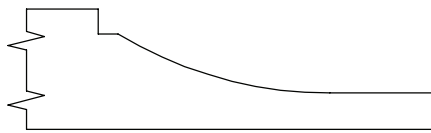
Raised Panels



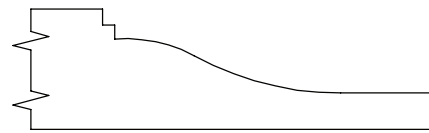
3154-EP
5/8" x 1-7/16"



3155-EP
5/8" x 1-1/2"



3156-EP
5/8" X 1-3/4"




3157-EP
5/8" X 1-3/4"


Relieving



2808
3-7/8" Wide




2801
1-3/8" Wide




2806
2-7/8" Wide



2803
1-7/8" Wide

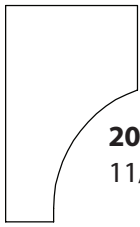


2805
2-3/8" Wide




2804
2-1/8" Wide

Scotias

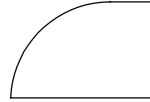


2010
11/16" X 1-1/8"

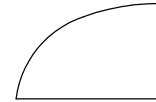


2009
5/8" X 3/4"

Shoes

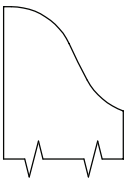


2150
1/2" x 3/4"

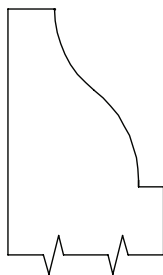


2151
1/2" x 3/4"

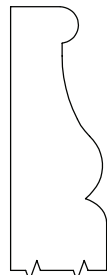
Speed Bases



2209-EP
5/8" x 9/16"



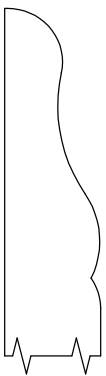
2213-EP
3/4" x 7/8"



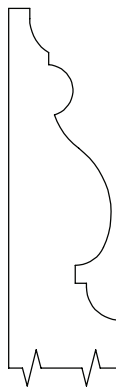
2211-EP
1/2" X 1-1/8"



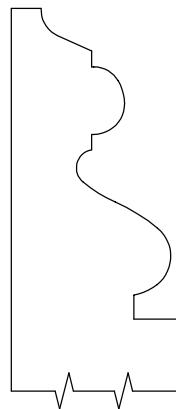
2210-EP
5/8" x 1-5/16"



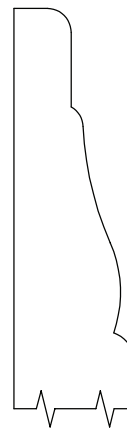
2200-EP REV A
1/2" x 1-9/16"




2208-EP
9/16" x 1-5/8"



2212-EP
7/8" x 1-5/8"

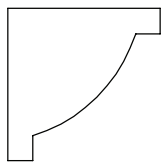


2207-EP
5/8" X 1-13/16"

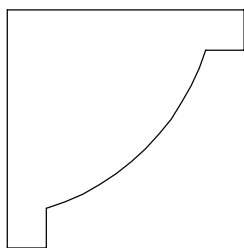


Various Width Options with End Profiles (EP)

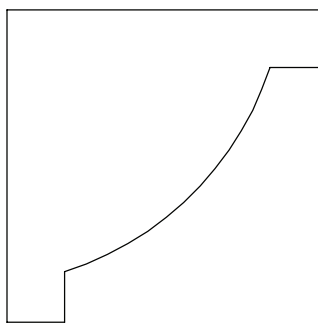
Solid Crowns



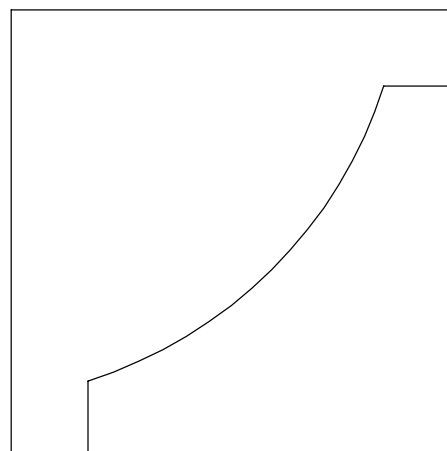
2030
13/16" X 13/16"




2031-VB
1-1/4" X 1-1/4"



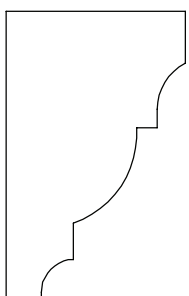
2032-VB
1-5/8" X 1-5/8"



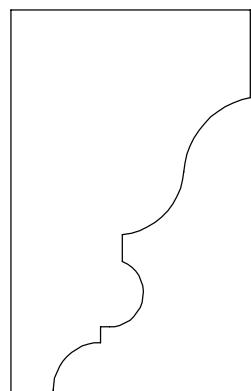
2033-VB
2-5/16" X 2-5/16"



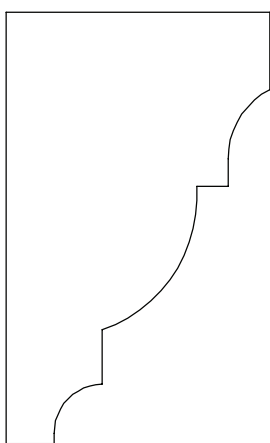
2037
13/16" X 1-3/8"




2034
15/16" X 1-1/2"



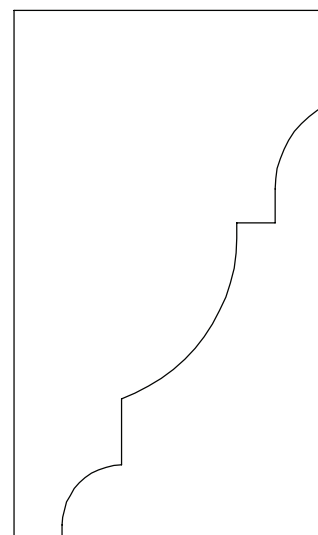
2038-VB
1-1/4" X 2"



2035-VB
1-3/8" X 2-1/4"

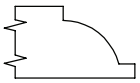


2039-VB
1-5/8" X 2-5/8"

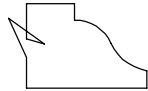


2036-VB
1-5/8" X 2-3/4"

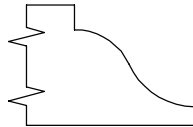
Stops



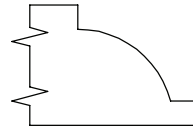
2504-EP
3/8" x 3/8"



2501-EP
7/16" x 3/8"

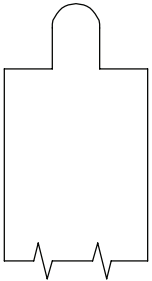


2500-EP REV A
5/8" x 5/8"

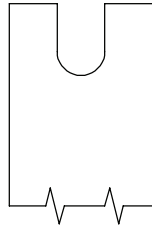


2505-EP
5/8" x 5/8"

Tongue & Groove

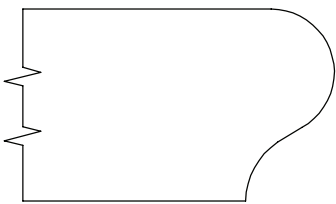


2700
3/4" Stock,
1/4" x 5/16" Tongue

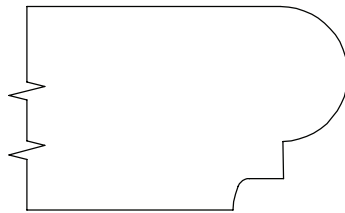


2701
3/4" Stock,
1/4" x 3/8" Groove

Window Stools



2503
1" Thick



2502
1-1/16" Thick



In-House Knife Sharpening Service

Extend the Lifetime of Your W&H Knives in Three Easy Steps!

1. Clean after each use
2. Oil after each use
3. Keep a sharp edge, have knives sharpened

For accuracy our knives are ground in pairs using a surface grind method. This method sharpens the cutting edge of the knives without modifying the original profile. We will grind down just enough material to achieve a sharp edge. In many cases a set of knives will be able to be sharpened many times. A profile grind is also offered for knives that may have damage!

See Page 30 for Facts, Tips & Tricks!

Quantity	Description	Price	Turnaround Time
1-2 sets	Sharpening Service	\$28.00/set	2-3 days
3-5 sets	Sharpening Service	\$25.00/set	2-3 days
6-9 sets	Sharpening Service	\$23.00/set	2-3 days
10+ sets	Sharpening Service	\$20.00/set	2-3 days

Did You Know

- The first W&H Molder was manufactured in 1954. Granite Stater's for 66 years!
- Molder colors have changed from speckled green to battleship gray to red.
- We have molder customers in North, Central & South America, the Caribbean, Middle East, The United Kingdoms and South Asia.
- Our Elliptical Jig accessory is not needed to mold constant radius moldings. A set of radius guides, radius stock, a W&H Molder and you're good to go!
- Many CTE Programs (Career Technical Education) have been using our molders for years! "Molding" the next generation of woodworkers!
- During trade shows, our best sales people are our customers. Word of mouth has been our best sales tool to date!

W&H Standard And Custom Knives

A Cut Above the Rest!

ACCURATE | EXCEPTIONAL VALUE | LONG LASTING | QUICK TURNAROUND

Looking for a profile other than our wide variety of standard knives? Look no further! W&H has been manufacturing custom knives for decades. Whether your project needs simple baseboard molding or more precise moldings for an 1850's restoration, we are here to assist!

Why are W&H Knives a cut above the rest? We only use the finest quality high speed steel (HSS) for our knives. Each set of knives is designed and manufactured for proper beveled angles, clearance and knife hole patterns. Our attention to these details provides a precision cutting edge, minimizes knife burning and knives fit perfectly on a W&H Molder!

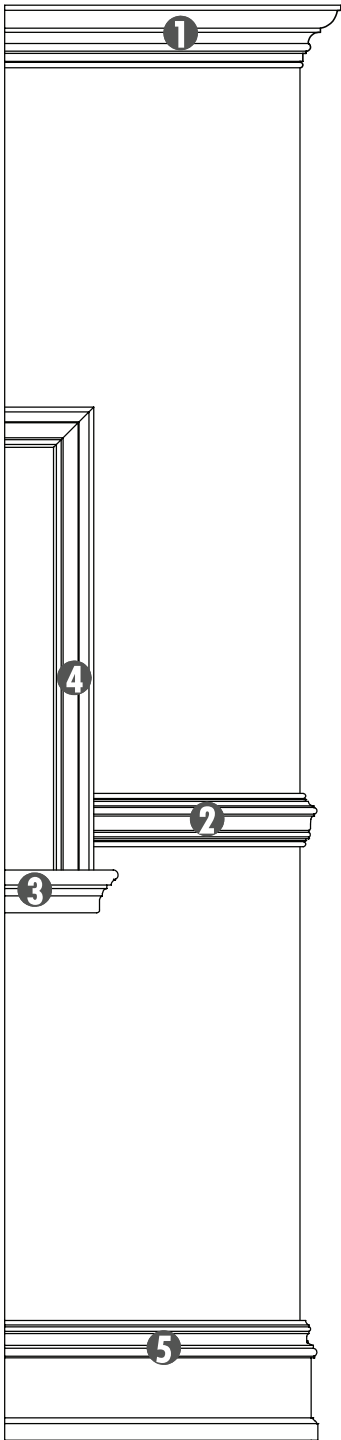
STANDARD KNIVES – Prompt shipping!

CUSTOM KNIVES – Quick turnaround!
We do our best to make this experience perfect from beginning to end! It's as simple as 1,2,3!

1. Send us a sample or dimensioned drawing.
2. Our sales team will be in touch to go over the details.
3. Place your order.

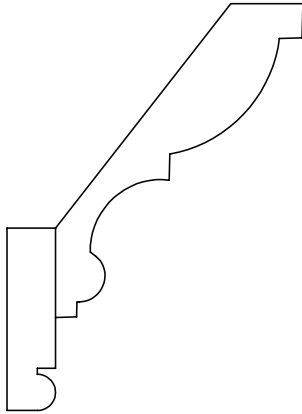
CUSTOM KNIFE PRICING	PROFILE + 1/4"	Price Set of 2
To determine your custom size, measure your profile and add 1/4" for clearance. For Example, if your profile measures 3-3/4", add 1/4" this equals 4". See chart for pricing. Pricing is for flat back stock.	1.5"	\$184.00
	2"	\$204.00
	2.5"	\$224.00
	3"	\$244.00
	3.5"	\$265.00
	4"	\$285.00
	4.5"	\$305.00
	5"	\$325.00
	5.5"	\$346.00
	6"	\$366.00
	6.5"	\$386.00
	7"	\$406.00

Build Your Molding By Stacking



1

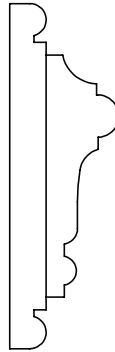
**Crown
Combination**



2091-T Crown Top (pg. 14)
2091-B Crown Bottom (pg. 14)
3113-EP Bead & Quirk (pg. 4)

2

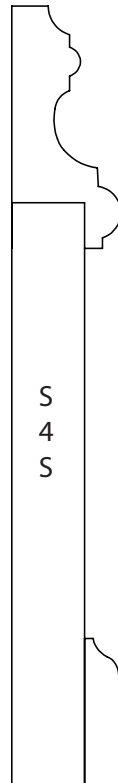
**Chair Rail
Combination**



2455 Chair Rail (pg. 9)
2461 Chair Rail Backer (pg. 9)

5

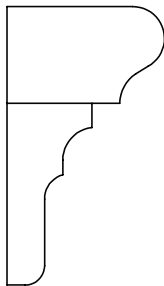
**Base Board
Combination**



3353 Panel Mold (pg. 20)
2501-EP Stop (pg. 25)

3

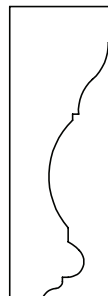
**Window Sill
Combination**



2503 Window Stool (pg. 25)
2512 Apron (pg. 2)

4

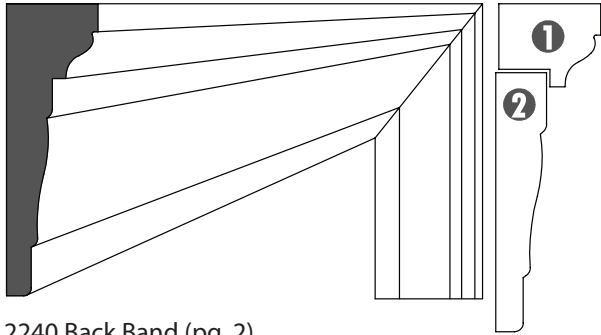
Casing



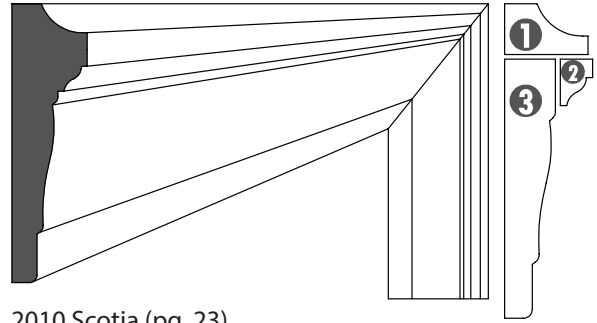
2307 Casing (pg. 7)

***PROFILES NOT TO SCALE**

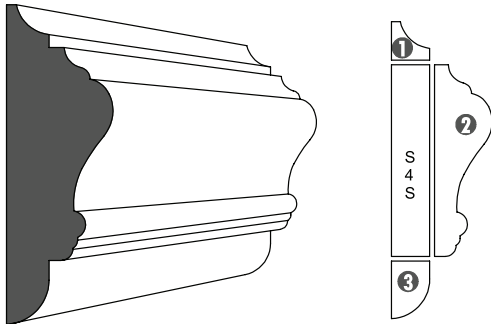
Build Your Molding By Stacking



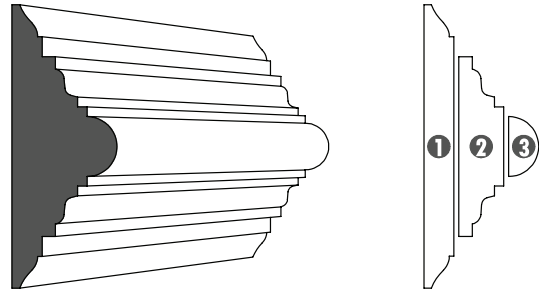
2240 Back Band (pg. 2)
2274 Casing (pg. 8)




2010 Scotia (pg. 23)
2501-EP Stop (pg. 25)
2274 Casing (pg. 8)



2007 Cove (pg. 10)
2451 Chair Rail (pg. 9)
2150 Shoe (pg. 23)

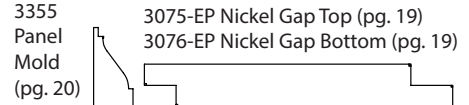
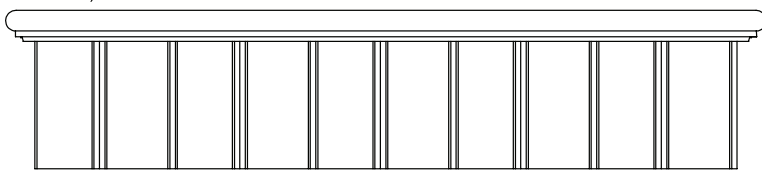


2460 Chair Rail Backer (pg. 9)
2456 Chair Rail Backer (pg. 9)
2952 Half Round (pg. 18)




2502 Window Stool (pg. 25)

3052 Bead Board (pg. 5)



3355 Panel Mold (pg. 20)

3075-EP Nickel Gap Top (pg. 19)
3076-EP Nickel Gap Bottom (pg. 19)



Stack Various Moldings Together and Create Unique Designs from Baseboards to Skylights!

***PROFILES NOT TO SCALE**



Facts, Tips & Tricks

DO WE MAKE KNIVES? We sure do! Custom & Standard knives are all made in-house and shipped promptly! Our knives are sold in a Set of 2.

HOW LONG DO KNIVES LAST? Knife edge life is variable due to materials used and how the knives are maintained after use. Dulling factors are heavy use, composite materials, primed wood, residue build up and laminations. The molder will cut these materials, but the knives will be prone to dull faster.

KNIFE MAINTENANCE – We recommend cleaning off any residue, checking cutting edge for sharpness and oiling knives to prevent rusting. Keeping a sharp cutting edge is key for achieving a smooth finished molding. See page 26 for details on our in-house sharpening service.

CHATTER – If finished molding is rippled, this is chatter. Chatter is caused from the wood lifting during your stock run. To eliminate chatter, molder rollers must have enough pressure on stock to keep it in place. Use guides/fences to hold the stock in place and lock the molder head. If the rollers are uneven and worn, this could also add to the problem.

CHATTER MOST COMMON CAUSE – Molders prior to March 2006 were single pass molders. Profiles with deep cuts need stock relieved in the deep cut areas with a dado before running through the molder. As of March 2006, molders are manufactured with Multi-Pass (MP) capabilities. The MP feature allows the head to be raised up to 3/16" above stock height to make a light pass, all while keeping roller pressure on stock. This will eliminate chatter. Shallow cuts may only need a single pass. MP is a time saver for deep cut profiles. If your molder does not have MP, purchase the upgrade kit. It's inexpensive and worth it!

SNIPE – This is common with a two-roller system such as a W&H Molder. Snipe is a ripple in the last 7" or so of your stock length. A simple solution is to butt your next length (or a piece of scrap) of stock up to the first piece running through the molder. Keeping upward pressure on the stock from the outfeed side of the molder when it nears completion may reduce snipe.

EP, CP, VB SUFFIXES – Throughout our catalog you will notice these suffixes on our knife part numbers.

- **End Profile (EP)** knives are recommended for moldings that end with a long flat such as a baseboard. EP knives are manufactured so various width boards can be used eliminating the line where the knife ends.
- **Center Profile (CP)** knives are profiles that are cut in between two flats such as a flute. CP knives following the same intentions of an EP knife.
- **V-Block (VB)** knives are used for straight run moldings that have a cut deeper than 3/4" (max for a W&H Molder). Creating a simple wood jig with a small angle in most cases will work!

ARE UPGRADES AVAILABLE? – Yes, many upgrades are available! Visit our website or feel free to contact our sales team for more information. Call (800) 258-1380 or email customerservice@williamsnhussey.com



465 3rd Ave SE
Britt, IA 50423
(800) 258-1380
(641) 843-3240

customerservice@williamsnhussey.com

www.williamsnhussey.com

Copyright © 2022 Williams & Hussey Machine and Tool Co.

Specifications subject to change without notice.