

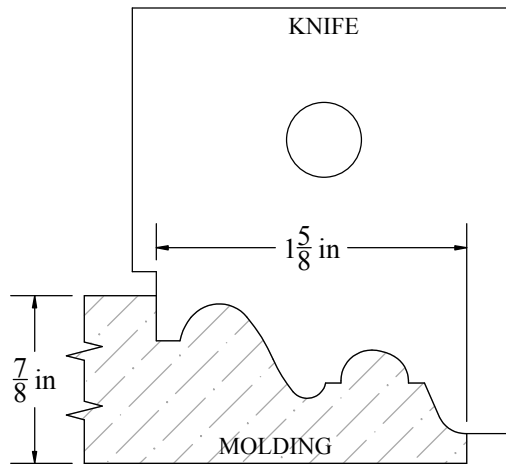
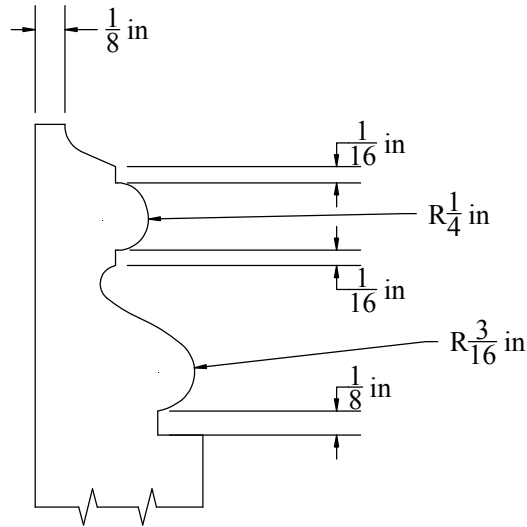
Description

SPEED Base, 7/8" x 1-5/8"  
End Profile

W&H Item #

2212-EP

Printing may distort actual profile measurement. Print in "Actual Size", outer border should measure 8" x 10-1/2"



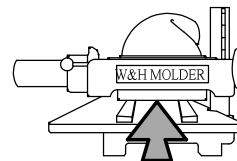
End Profile / Center Profile  
Advantage!

W&H End Profile (EP) and  
Center Profile (CP) knives are  
designed to cut stock on  
various width boards,  
eliminating knife line marks



WILLIAMS & HUSSEY  
MACHINE CO  
105 State Route 101A, Unit 4  
Amherst, NH 03031

800-258-1380 or 603-732-0219  
Fax 603-732-4048  
www.williamsnhussey.com  
customerservice@williamsnhussey.com



KNIFE ORIENTATION  
SHOWN FROM  
THE INFEEED SIDE  
OF MOLDER