

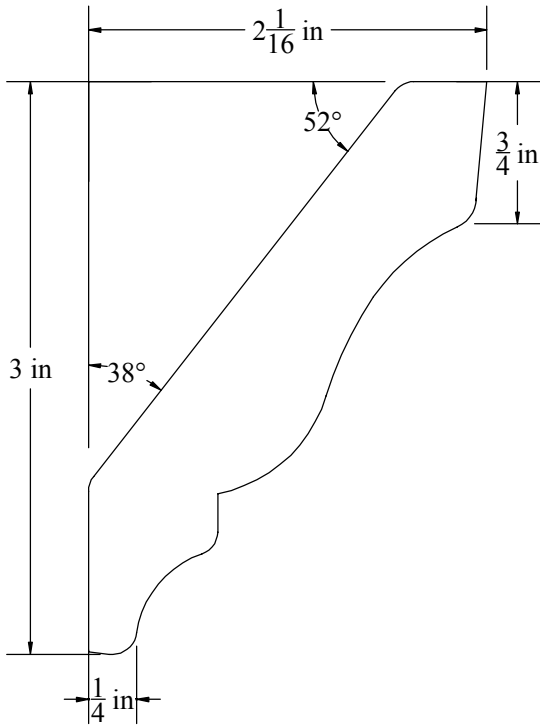
Description

Crown, Top, 3/4" x 3-5/8"

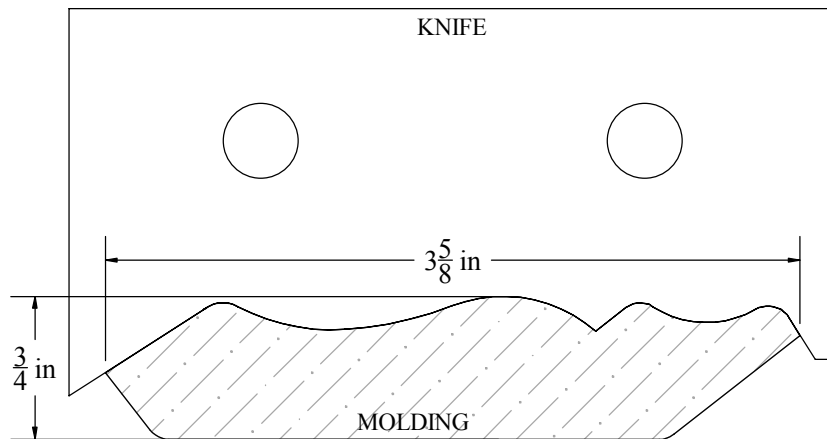
W&H Item #

2058-T

Printing may distort actual profile measurement. Print in "Actual Size", outer border should measure 8" x 10-1/2"

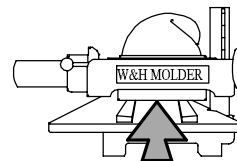


When using both W&H Top & Bottom profile knives, cut the bottom (angle) profile first. The opposite applies if using a table saw for the back angle cuts. Cut the top profile on the molder and then cut the angles on a table saw.



**WILLIAMS & HUSSEY  
MACHINE CO**  
105 State Route 101A, Unit 4  
Amherst, NH 03031

800-258-1380 or 603-732-0219  
Fax 603-732-4048  
www.williamsnhussey.com  
customerservice@williamsnhussey.com



**KNIFE ORIENTATION  
SHOWN FROM  
THE INFEED SIDE  
OF MOLDER**