

Multi-function, powerful worklight & top torch

COB Worklight

Featuring COB technology the worklight delivers extremely high output with uniform and even illumination

Top Torch is powered by 3W LED

Light Output

High quality output, both as a worklight & top torch

Smart design ensures user can control the output. Adjust light intensity of worklight and top torch by pressing ON/OFF buttons continuously

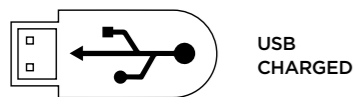
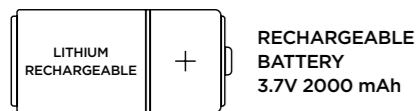
Durable Construction

- a. Impact proof & water resistant ABS body with rubber coating
- b. Integrated pocket/belt clip to conveniently store and carry light wherever you go. Clip also has a magnet to attach light to any metallic surface
- d. Swivelling Stand: Can be rotated full 180° to position light as needed

Hands Free Operation

- a. Swivelling stand with super strong magnet to position light on any metallic surface
- b. Magnet on clip can also be used to affix light on any metal surface

Power Source



Charging of Battery

Battery can be recharged using Micro USB cable provided with the light. USB port is protected by rubber bezel

Charge Time


3 - 3.5 hours (indicated via LED display). LED Charging shown with display in percentage

Charge Your Mobile Device

USB output port for use as power bank

ORDERING INFORMATION

CAT NR.	ORD NR.	SIZE	
		(INCH)	(MM)
LED/396	55088	6-21/32 x 1-47/64 x 1-11/32	169x44x34



Swivelling Magnetic Stand: The base can swivel upto 180° to adjust to the required angle. The magnetic end helps affix the light for hands free use



Rotating Hook



Pocket / Belt Clip



USB output port to charge mobile devices

Working Mode

	1ST PRESS	2ND PRESS	3RD PRESS	4TH PRESS
	TOP TORCH	WORKLIGHT	CONTINUOUS RED LIGHT	RED SOS FLASHING
LUMEN	150	500		
RUN TIME	3-3.5 hours	2-3 hours		

FEATURES

MAX. LUMEN	WATER & DUST PROOF RATING	BEAM ANGLE	OPERATING TEMPERATURE
500	IP44	270°	-10°C TO +50°C (14°F TO 122°F)

