

Electric 5 Function Hospital Bed with Quad Rails & Backup Battery



WARNING

- DNR Wheels Pte Ltd shall not be held liable for any damages, injuries or accidents arising from any misuse, mishandling and negligence.
- DNR personnel shall demonstrate the basic handling of the hospital bed.
- The safety features for operating the hospital bed must be strictly observed.
- Any defects must be reported immediately to DNR Wheels Pte Ltd.

1. Introduction

Five functions electric hospital bed is widely used for nursing home & homes for patient treatment, recovery and healthcare.

2. Main structure and properties

2.1 Main structure

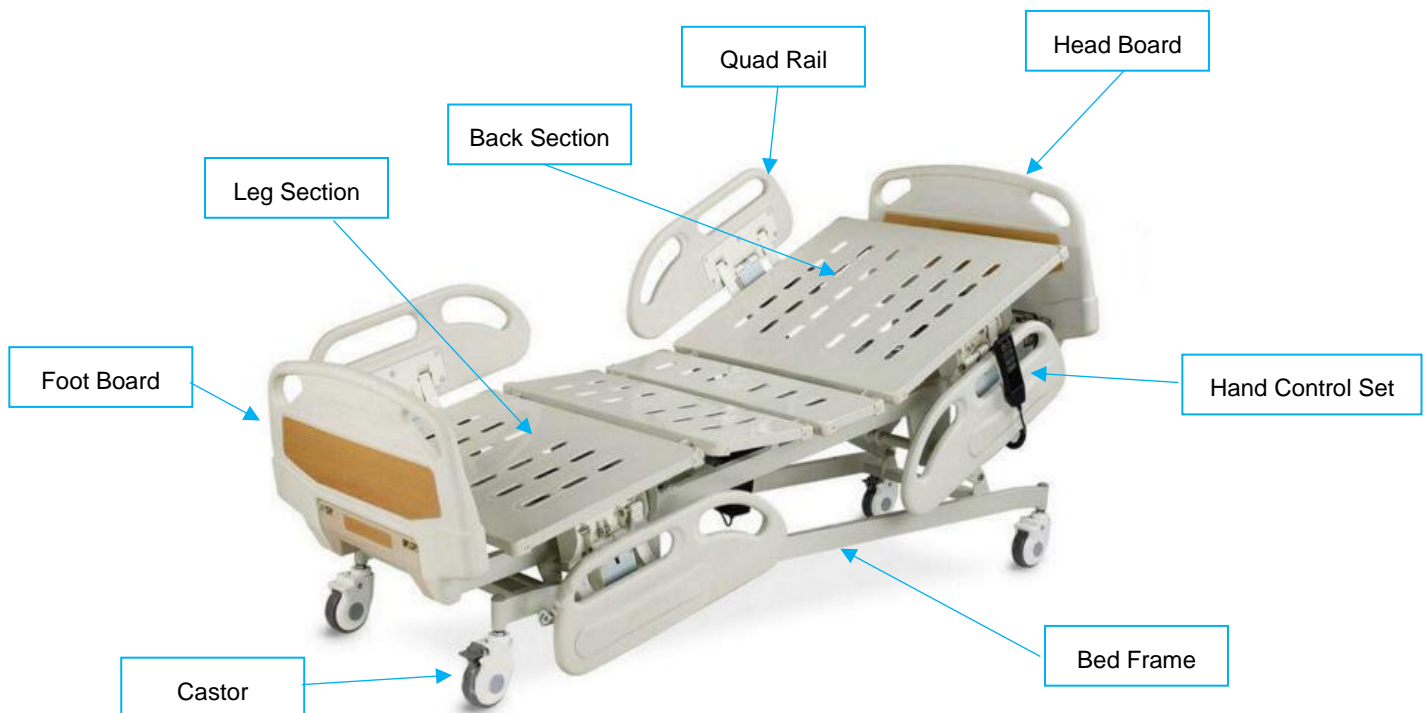
Five functions electric bed consists of bed board, bed frame, head and foot boards, side rails, motor system, hand control set, castors etc.

Power supply: AC220V±22V, 50Hz±1Hz

Overall size of bed: Length: 2150 mm, Width: 970 mm, Height: 400 – 740 mm.

Functions:

1. Backrest adjustment: 75°
2. Legrest adjustment: 45°
3. Height adjustment range: 400 mm – 680 mm
4. Trendelenburg adjustable functions: 15°
5. Anti-Trendelenburg adjustable functions: 15°



2.2 Main properties

1. ABS moulded head and foot boards, lockable and detachable, with self-locking device.
2. Bed board consisting of 4 sections, is made of cold-roll steel sheet. Epoxy coated steel construction is resistant to corrosion. Bed board is punching press and shaping in one time on both sides of the board.
3. Four pieces ABS quad rails with steel locking device, strong, ergonomic and easy to operate.
4. Adopting 24V DC silent motors.
5. Four diameter 125mm casters with central lock, superior abrasion resistance promoting a flexible and convenient locking.
6. Backrest adjustment: 75°
7. Leg rest adjustment: 45°
8. Trendelenburg adjustable functions: 15°
9. Anti-trendelenburg adjustable functions: 15°
10. Auto contour function to raise and lower the backrest and legrest simultaneously.
11. Height adjustment range: 400mm – 740mm
12. Maximum loading: 250kg


3. Operating Method



Hand Control Set

3.1 Hand Control Set operation

Backrest adjustment signal:



Press  to recline the backrest. Press  to decline the backrest.

Height adjustment signal:




Press left button to raise the bed height. Press right button to lower the bed.

Leg rest adjustment signal:



Press  to raise the legrest. Press  to lower the legrest.

Auto-contour function signal:



Press left button to raise the backrest and legrest simultaneously. Press right button to lower the backrest and legrest simultaneously.

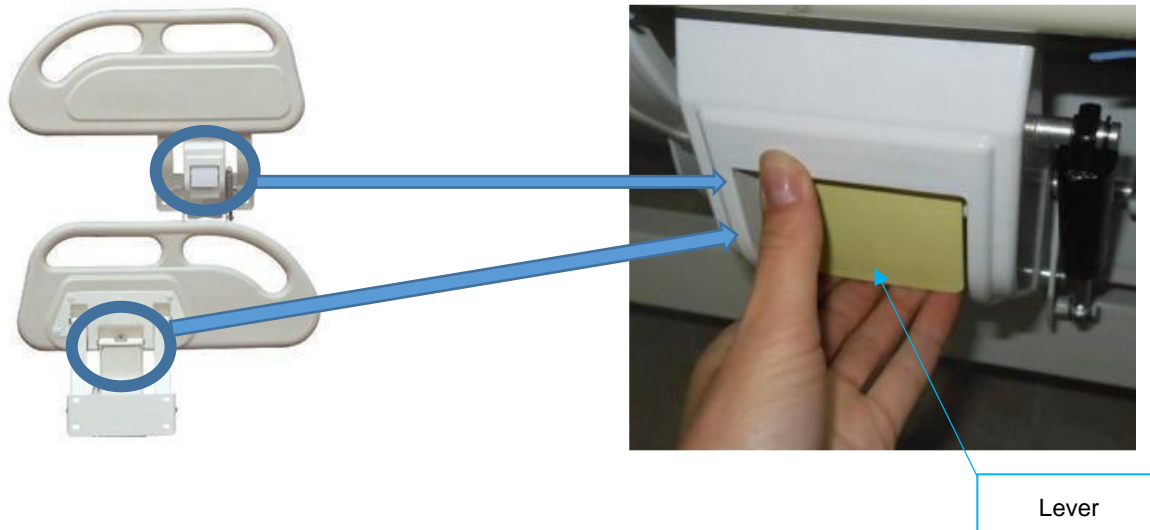
Trendelenburg and anti-trendelenburg function signal:



Press left button for trendelenburg function. Press right button for anti-trendelenburg function.

3.2 Quad rails operation

Pull up the quad rail until “clicking” sound is heard. The quad rail is locked. To lower down the quad rail, pull up the lever on the rails to bring down the quad rail.



4. Safety Instructions

- Before using the bed, please read the manual and handle the bed according to the instructions stated.
- The bed should not be use if faults have been detected that may injure the patient or a caregiver.
- The caregiver should be familiar with the functionality of the bed.
- The bed must not be overloaded. (Maximum load capacity: 250kg)
- Castors must always be in locked position.

5. Conditions of Use

The bed may be used in an indoor environment where the:

- Range of the surrounding temperature is from +10°C to +40°C
- Range of relative humidity is from 30% to 75%

6. Technical Specifications

Bed Plate Width:	33" (83.8 cm)	Anti-Trendelenburg:	15°
Bed Plate Length:	75" (191 cm)	Frame to Floor Clearance:	6.25" (16 cm)
Lowest Height:	15.7" (40 cm)	Side Rail Height:	15" (38.1 cm)
Highest Height:	29" (74 cm)	Weight:	200 kg
Overall Width:	38" (97 cm)	Weight Capacity:	250 kg
Overall Length:	85" (215 cm)	Frame:	High Quality Carbon Steel
Back Recline Angle:	75°	Warranty:	1 year
Leg Elevating Angle:	45°	Country of Origin:	China
Trendelenburg:	15°		

7. Maintenance

Five functions electric bed should be wipe down with cleaning cloth and disinfected by alcohol (isopropyl alcohol or ethanol) once a month. Lubricate moving parts to maintain smooth operation.