

Electric 3 Functions Low Bed with Dual Side Rails & Backup Battery Pack



WARNING

- DNR Wheels Pte Ltd shall not be held liable for any damages, injuries or accidents arising from any misuse, mishandling and negligence.
- DNR personnel shall demonstrate the basic handling of the hospital bed.
- The safety features for operating the hospital bed must be strictly observed.
- Any defects must be reported immediately to DNR Wheels Pte Ltd.

1. Introduction

Three functions electric hospital bed is widely used for nursing home & homes for patient treatment, recovery and healthcare.

2. Main structure and properties

2.1 Main structure

Three functions electric bed consists of bed board, bed frame, head and foot boards, side rails, motor system, hand control set, castors etc.

Power supply: AC220V \pm 22V, 50Hz \pm 1Hz


Overall size of bed: Length: 2159 mm, Width: 1160 mm, Height: 320 – 720 mm.

Functions:

Backrest adjustment: 90°

Legrest adjustment: 45°.

Height adjustment range: 320 mm – 720 mm



2.2 Main properties

1. ABS moulded head and foot boards, lockable and detachable, with self-locking device.
2. Bed board consisting of 4 sections, is made of cold-roll steel sheet. Epoxy coated steel construction is resistant to corrosion. Bed board is punching press and shaping in one time on both sides of the board.
3. Aluminium alloy foldable side rails, with steel locking device are easy to operate. Small rails gap to avoid the patient from slipping out.
4. Adopting 24V DC silent motors.
5. Equipped with back-up battery in case of power failure.
 6. Four diameter 125mm casters with individual brakes, superior abrasion resistance promoting a flexible and convenient locking.
7. Backrest adjustment: 90°
 8. Leg rest adjustment: 45°
 9. Auto contour function to raise and lower the backrest and legrest simultaneously.
10. Height adjustment range: 320mm – 720mm
11. Maximum loading: 250kg

3. Operating Method



Hand Control Set

3.1 Hand Control Set operation


Backrest adjustment signal: 

Press  to recline the backrest. Press  to decline the backrest.



Height adjustment signal: 

Press  to raise the bed height. Press  to lower the bed.

Leg rest adjustment signal: 


Press  to raise the legrest. Press  to lower the legrest.

Auto-contour function signal: 

Press  to raise the backrest and legrest simultaneously. Press  to lower the backrest and legrest simultaneously.

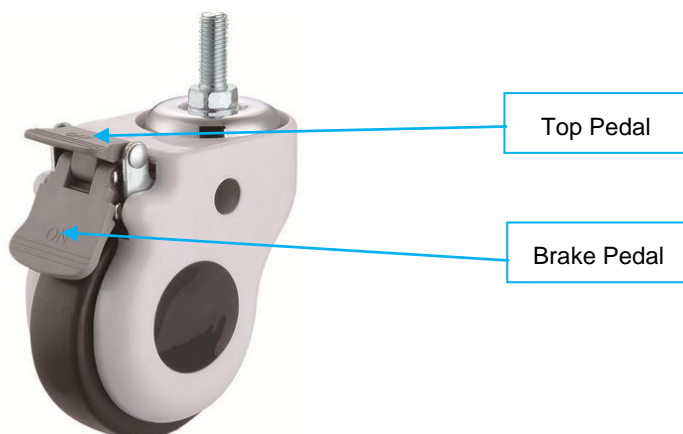
3.2 Side rails operation

Press the red lever to bring the side rail down.



3.3 Castors operation

Step on the brake pedal to lock the castor. Step on the top pedal to unlock it.



4. Safety Instructions

- Before using the bed, please read the manual and handle the bed according to the instructions stated.
- The bed should not be use if faults have been detected that may injure the patient or a caregiver.
- The caregiver should be familiar with the functionality of the bed.
- The bed must not be overloaded. (Maximum load capacity: 250kg)
- Castors must always be in locked position.

5. Conditions of Use

The bed may be used in an indoor environment where the:

- Range of the surrounding temperature is from +10°C to +40°C
- Range of relative humidity is from 30% to 75%

6. Technical Specifications

Bed Plate Width:	33" (83.8 cm)	Frame to Floor Clearance:	6.25" (16 cm)
Bed Plate Length:	75" (191 cm)	Side Rail Height:	15" (38.1 cm)
Lowest Height:	12.5" (32 cm)	Switchbox & Struts:	TiMOTION
Highest Height:	28.25" (72 cm)	Weight:	114 kg
Overall Width:	40" (116 cm)	Weight Capacity:	250 kg
Overall Length:	85" (215.9 cm)	Frame:	High Quality Carbon Steel
Back Recline Angle:	90°	Warranty:	1 year
Leg Elevating Angle:	45°	Country of Origin:	China

7. Maintenance

Three functions electric bed should be wipe down with cleaning cloth and disinfected by alcohol (isopropyl alcohol or ethanol) once a month. Lubricate moving parts to maintain smooth operation.