



E-Pacer

The Rifton E-Pacer is the largest member of the Pacer family. Its sit-to-stand lift functionality removes a major barrier to gait training for large or highly dependent clients.

The E-Pacer combines the powerful electric lift column and secure body support of Rifton's TRAM with the multi-function casters of the Pacer. The result is more than the sum of its parts. The E-Pacer can be a life-changing solution for clients who have grown too large or too dependent to be safely transferred into manual gait trainers. Its strong and stable frame accommodates users up to 196 cm and 158.7 kg.

 Find letters of medical necessity and informative articles at: www.rifton.com/e-pacer

"The E-Pacer's design combining transfer and gait training solves a big problem for us at our center. Now our larger clients can enjoy the benefits of gait training – independently accessing the environment – with a safe transfer and far less risk of back injury to our support staff. *"*

*Rebecca Ryan, OTR/L
Director of Clinical Services
Center for Disability Services, Albany, NY*

Here the E-Pacer is used for fall prevention with a client who has a seizure disorder. The posterior configuration gives him easy access to his environment.

DESIGNED FOR USE WITH THE
MOVE[®]
PROGRAM

E-Pacer features



Effortless adjustments

The lift column adjusts from 83.5 to 150 cm. The legs expand to fit around large wheelchairs.




The E-Pacer's ankle prompts prevent scissoring and regulate stride length and placement.

Gait Tracker

The E-Pacer scale connects with a phone or tablet via Bluetooth to display scale data on Rifton's Gait Tracker app.

The Gait Tracker shows a running average of the weight measured by the scale and calculates average weight-bearing for a gait training session.



Mount a phone on the patient handgrip with a bicycle phone mount to make the scale visible to the client.

Transfers made easy

The E-Pacer's electric lift makes the initial transfer safe and simple even with large clients. Here is one possible sequence for a no-lift transfer:



Transfer the client onto the pelvic support in a seated transfer using the thigh straps.



Use the pelvic support for a sit-to-stand transfer.



Begin gait training.



Room to dance!

The E-Pacer's wide base provides stability and ample space for unobstructed footwork. Expanding the base legs gives even more room for clients who need extra step width.

Components



Scale

Weigh your clients during routine transfers, or measure their weight-bearing during gait training. When the scale is paired with a tablet or phone via Bluetooth, track your client's weight-bearing progress with Rifton's new Gait Tracker app.

Note: The scale must be included in the original purchase. It cannot be added later.



Odometer

No more counting tiles on the floor! The odometer makes it easy to record how far your client walks in feet or meters.



Front handle

The front handle allows a caregiver to maneuver and guide the E-Pacer. It includes an up/down switch to adjust the height of the body support.



Switch pole

The switch pole lets a caregiver operate the electric lift without bending down (when not using the front handle). Turn it around to give the client control of the lift.



Arm prompts

Versatile arm prompts include height, rotation, angle, lateral proximity and forward/backward adjustments to accommodate numerous positioning requirements.

Adjustment range	Padded surface area
(elbow to fist): small 23–32 cm	small 11 x 20 cm
large 27–38 cm	large 13 x 23 cm



Components (continued)



Arm platforms

Arm platforms are a simple arm support alternative for clients who need less positioning. They are made of closed-cell molded foam for padded comfort and easy cleaning.

Padded surface dimensions: 34 x 14 cm



Hip positioner

The hip positioner is designed to encourage good positioning for gait training. It enables natural pelvic movement and lower extremity weight-shifting, and provides good abduction. A pad is available for added comfort.

Dimensions: see page 30



Pelvic support

Available in three sizes, the pelvic support is used for sit-to-stand transfers and gait training. It can also be used for fall prevention, making it suitable for early mobility in recovery. It may fit the client best when the straps are crossed as shown in the photo.

Dimensions: see page 30



Thigh straps

Thigh straps are used for seated transfers. They are machine washable and are available in narrow and wide styles.

Width: narrow 13 cm, wide 18 cm



Ankle prompts

Ankle prompts attach to the bottom bar of the E-Pacer frame and have padded straps that can be adjusted to prevent scissoring. Movable clips on the ankle prompt bar regulate stride length and placement.





Accessories tote

A tough and attractive tote bag big enough (36 x 41 x 23 cm) to keep all your E-Pacer components together when not in use. Made of black ballistic nylon with a zippered top, here's a bag that will hold up to whatever you throw in it and still look great.




Innovative casters

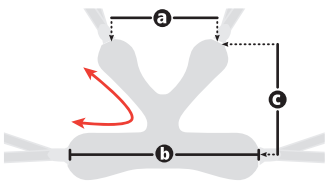
Control the speed and direction of the E-Pacer with the caster features shown below.



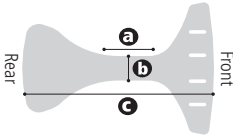
E-Pacer dimensions

User dimensions (cm)		K660
Girth	56 min–140 max	
	Key user dimension: girth	
Important: User's weight or height must not exceed: 158.7 kg or 196 cm		
Item dimensions (cm)		K660 E-Pacer
Overall length	113.5	
Overall width	80–131.5	
Overall height	83.5–150	
E-Pacer frame weight (kg)	32.6	
Turning diameter	127	
Floor to top of base leg for furniture clearance	22.5	
Min. user armpit height (when standing or ambulating)	80	
Max. user height (when standing or ambulating)	196	
Max. working load (kg)	158.7	

Pelvic support

User dimensions (cm) Indicated by the red arrow below			
Key user dimension: half of thigh circumference measured at the groin.			
K306 small	K316 med.	K326 large	
15–25	20–36	25–46	
			
Product dimensions (cm)			
K306 small	K316 med.	K326 large	
a	22	30	34
b	41	51	64
c	23	30	36


Hip positioner

Product dimensions (cm)–without pad		
		
	K667 small	K668 large
a Crotch length	6	9
b Width	3.5	4.5
c Length	23	28

The E-Pacer comes in your choice of five colors.



Red



Blue



Grey



Lime



Pink

2021 order form

Use dimension chart to select appropriate size.



		K660	
* Frame includes one battery, one battery charger and charger power cord. (International power cords available on request.)		K661 <input type="checkbox"/>	
* Color		CHOOSE	
		Red <input type="checkbox"/>	
		Blue <input type="checkbox"/>	
		Gray <input type="checkbox"/>	
		Lime <input type="checkbox"/>	
		Pink <input type="checkbox"/>	
Scale (must be chosen at the time of the original purchase. It cannot be added later.)		K662 <input type="checkbox"/>	
Odometer		K663 <input type="checkbox"/>	
Front handle		K665 <input type="checkbox"/>	
Switch pole		K666 <input type="checkbox"/>	
Arm supports (pair)	CHOOSE	Small arm prompts	K305 <input type="checkbox"/>
		Large arm prompts	K315 <input type="checkbox"/>
		Arm platforms	K397 <input type="checkbox"/>
		Arm platforms with handgrips	K396 <input type="checkbox"/>
Hip positioner	CHOOSE	Small	K667 <input type="checkbox"/>
		Large	K668 <input type="checkbox"/>
Hip positioner pad	CHOOSE	Small	K541 <input type="checkbox"/>
		Large	K542 <input type="checkbox"/>
Pelvic support	CHOOSE	Small	K306 <input type="checkbox"/>
		Medium	K316 <input type="checkbox"/>
		Large	K326 <input type="checkbox"/>
Thigh straps	CHOOSE	Narrow	K308 <input type="checkbox"/>
		Wide	K338 <input type="checkbox"/>
Ankle prompts		K684 <input type="checkbox"/>	
Additional battery		K307 <input type="checkbox"/>	
Additional thigh straps	CHOOSE	Narrow single	K318 <input type="checkbox"/>
		Narrow pair	K308 <input type="checkbox"/>
		Wide single	K328 <input type="checkbox"/>
		Wide pair	K338 <input type="checkbox"/>
Rifton accessories tote		K522 <input type="checkbox"/>	
Total		K660	

* Required