

# pillar

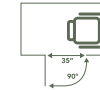
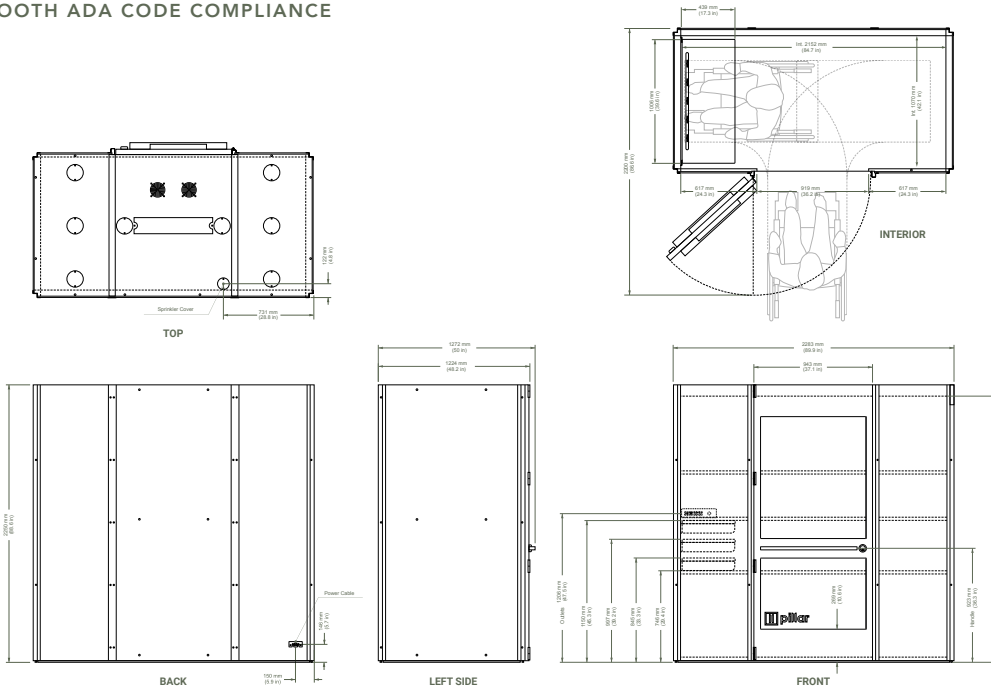
The Pillar Booth ADA  
Code Compliance

03



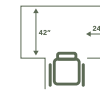
 pillar

THE PILLAR BOOTH ADA CODE COMPLIANCE



**Section 404.2.3**  
Clear Width of Manual Door

The Pillar Booth ADA door provides a clear opening dimension of 35", exceeding the ADA code requirement of 32", at 90 degrees, ensuring smooth ingress and egress.



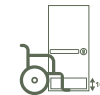
**Section 404.2.4**  
Maneuvering Clearances

Featuring a swing door with latch and no closer, The Pillar Booth ADA offers a spacious interior clearance of 42.1" deep and a 24.3" wide clearance to the right of the door latch, ensuring unhindered movement within the booth.



**Section 404.2.7**  
Door and Gate Hardware

With the door handle and lock positioned at a height of 36.3" above the floor, The Pillar Booth ADA complies with ADA code requirements for hardware placement, facilitating easy operation for individuals of varying abilities.



**Section 404.2.10**  
Door and Gate Surfaces

In adherence to ADA standards, The Pillar Booth ADA incorporates a 10.6" high kick plate, ensuring a smooth surface on the push side up to 10" above the floor, enhancing accessibility.



**Section 902**  
Dining Surfaces and Work Surfaces

The Pillar Booth ADA maintains a desk surface height of 33.3" above the floor, providing a work surface within the ADA code required range of a 28" minimum to 48" maximum height.



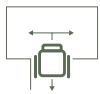
**Section 302**  
Floor of Ground Surfaces

The Pillar Booth ADA ensures ease of access by eliminating a floor or threshold, facilitating seamless entry and exit.



**Section 306**  
Knee and Toe Clearance

Meeting the mandated 17" deep knee and toe clearance under the desk, The Pillar Booth ADA ensures ample space for comfortable maneuvering.



**Section 304.3.2**  
T-Shaped Turning Space

The Pillar Booth ADA incorporates a T-Shaped Turning Space featuring a 36" wide base extending through the doorway. The doorway has a 36" wide clearance, with the door swung past 90 degrees. Per Section 304.4, the door is permitted to swing into the turning space. Moreover, the horizontal positioning of the 31" wide door handle across the doorway's width enables convenient reach for individuals in wheelchairs from within the booth.



**Section 308**  
Reach Ranges

Positioned at a height of 47.5" above the floor, the outlet in The Pillar Booth ADA enables wheelchair users to access it comfortably, complying with the maximum height requirement of 48".



[sales@pillarbooth.com](mailto:sales@pillarbooth.com)

[pillarbooth.com](http://pillarbooth.com)