

## The Love Writing Academy

Your child's learning adventure starts here!

Welcome to this month's exciting learning journey  
making learning at home fun and easier.



**This pack includes:**

**16 x Activity Worksheets**  
**Sticker Sheet and Reward**  
**Certificate**

Each sheet focuses on 3 or more  
learning activities such as phonics,  
pencil grip, colours,  
letter formation plus much more!

## MEET BEN




**HELLO**

I love to try new  
things and  
exploring

# THE RHINO

My hobby is skateboarding and crafts  
What do you like doing?



My favourite subject is History  
What is yours?

My favourite food is Cheese Burger  
What do you like to eat?


**Next month meet my best friend 'FLEUR'**

Inspiring a love of learning from the start and make new friends. Every month we will introduce you to new classmates at the Academy who are there to help you in your learning journey.



## Pencil Grip and Control

Match the sentence to the picture.






a red elephant

a big yoyo

a pink jelly


a blue teddy

a pretty flower


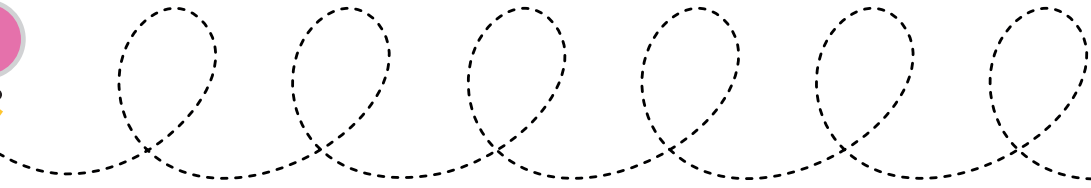


## Pencil Grip and Control

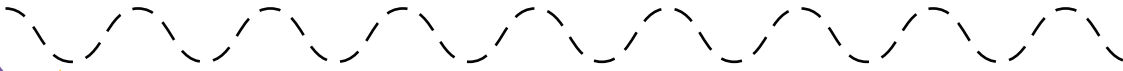
Trace the lines



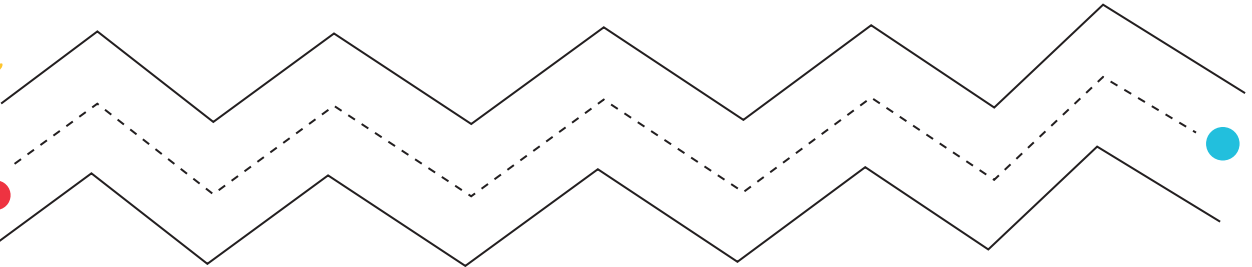
Help the mouse find his drums



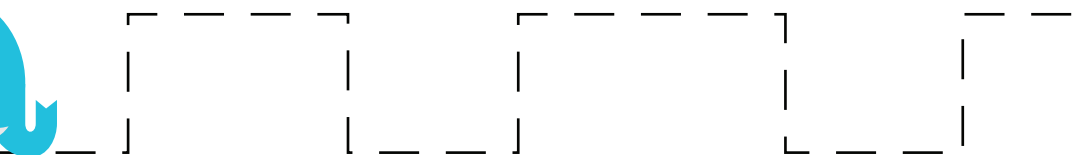

Help the wizard find his magic hat



Help the ostrich find the ball




Help the elephant find the cake






## Alphabet sentences




The ants had an apple.




They both had bicycles.



## Alphabet sentences





The cat is in the car.




The dolphin drinks alot.



## Alphabet sentences



Elephant cracks the egg.





Frog and fly are friends.



## Phoneme Letter Cl



Trace over the words.  
Can you find the letter?



Can you find the letter 'cl'?

Does it come at the beginning, middle or end of the word?

Write the sentence. Can you read it?


Get a cloth.

### Parent note

Say each sound and  
then blend together  
to read the word:  
c-l-o-ck = clock

# Phoneme Letter fl

Trace over the words.  
Can you find the letter?



Can you find the letter 'fl'?

Does it come at the beginning, middle or end of the word?

Write the sentence. Can you read it?

Put a flag on top.

**Parent note**


Say each sound and  
then blend together  
to read the word:

**f-l-a-g = flag**



## Phoneme Letter **br**

Trace over the words.  
Can you find the letter?



Can you find the letter 'br'?

Does it come at the beginning, middle or end of the word?



Write the sentence. Can you read it?

Bring a coat with you.

**Parent note**

Say each sound and  
then blend together  
to read the word:

**b-r-i-ng= bring**



## DRAW THE BEST TEACHER EVER!

What name would you give your  
imaginary teacher?

.....

.....

What is your favourite lessons?

.....

.....


.....

What is your least favourite lessons?



.....

.....

.....



## Alphabet practice



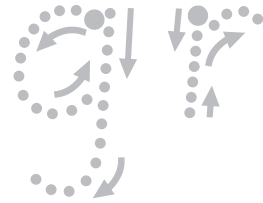
## Alphabet Practice





## Phoneme Letter **gr**

Trace over the words.  
Can you find the letter?



Can you find the letter 'gr'?

Does it come at the beginning, middle or end of the word?

Write the sentence. Can you read it?

The grass is green.

### Parent note

Say each sound and  
then blend together  
to read the word:

**g-r-a-ss = grass**



## Phoneme Letter Sl

Trace over the words.  
Can you find the letter?



Can you find the letter 'sl'?

Does it come at the beginning, middle or end of the word?

Write the sentence. Can you read it?

slip on the grass.

**Parent note**

Say each sound and  
then blend together  
to read the word:

**s-l-i-p = slip**

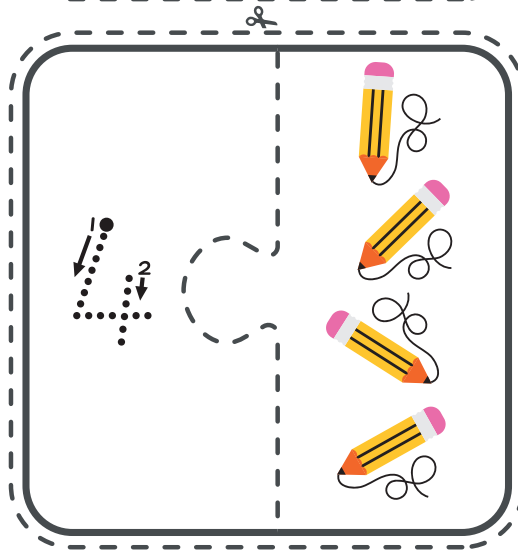
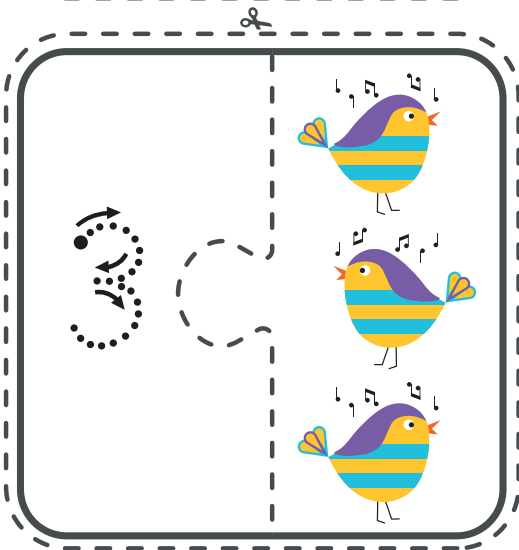
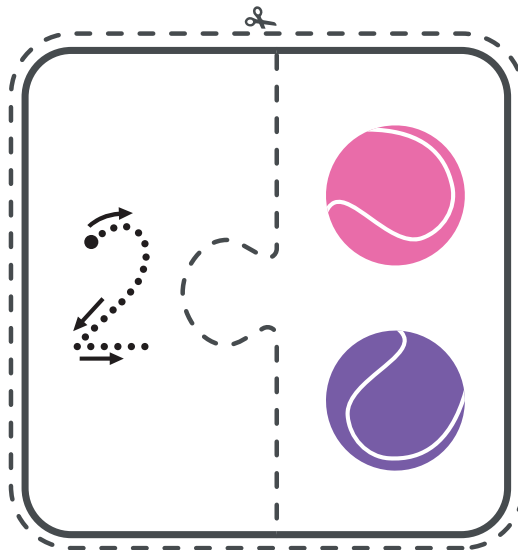



## Puzzle number match

Ask for help! ✂

1. Cut out all ten puzzle piece pairs around the edges as well as the centre.
2. Separate the single puzzle pieces into two piles. One should be made of number puzzle pieces and the other being the object images.
3. Lay out all of the number puzzle pieces in the numerical order.
4. Place the object puzzle pieces into a hat and mix them up.
5. Pick a puzzle piece out of the hat.
6. Count out the number of objects on the puzzle piece.
7. Join the object puzzle piece to the number puzzle piece that matches it's amount.

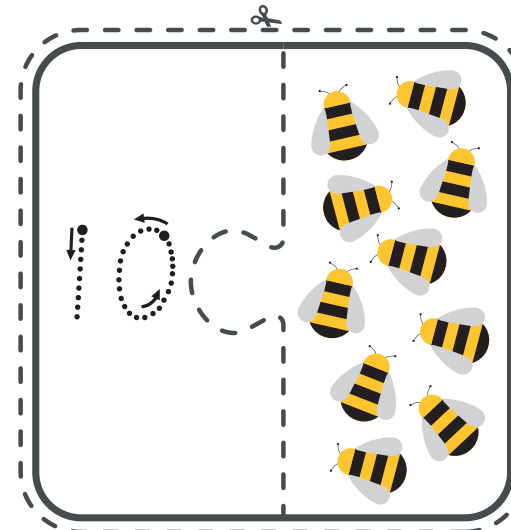
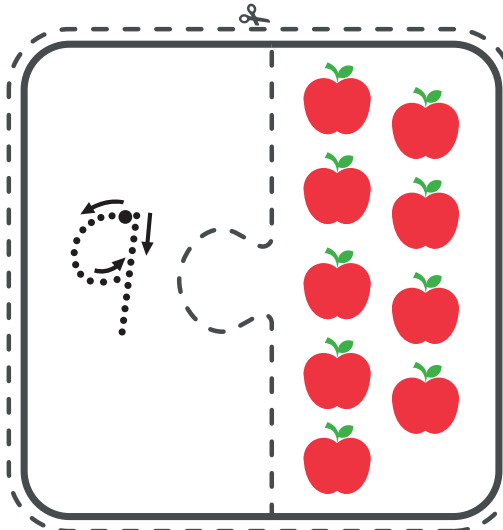
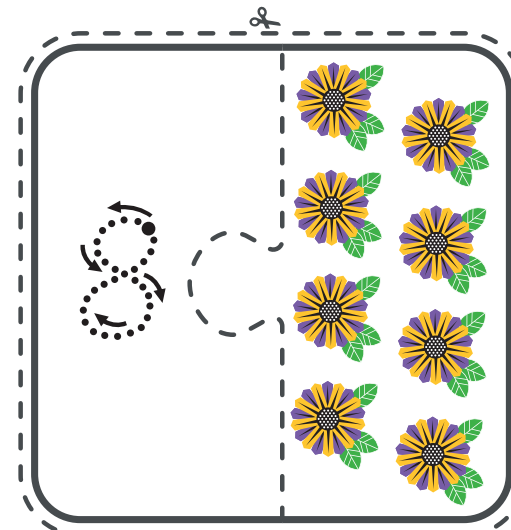
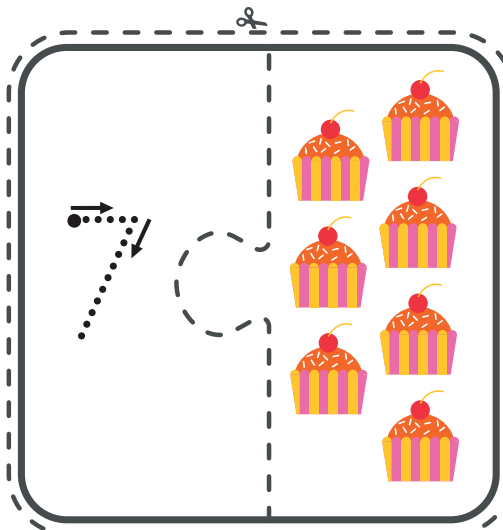
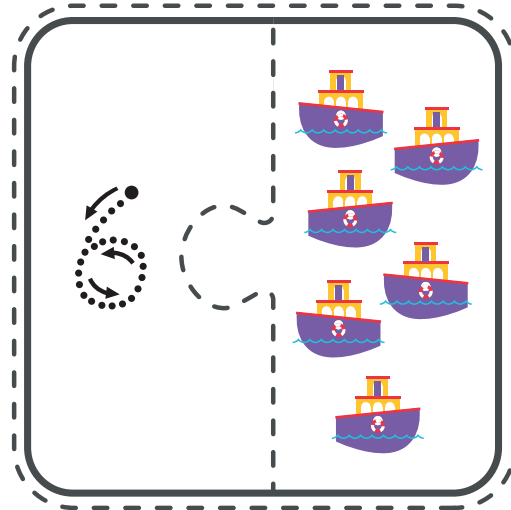

Try saying: "Let's match 2 with the balls" or "let's match 3 with the cars"







Cut out all ten puzzle piece pairs around the edges as well as the centre.

**Ask for help!** ✂



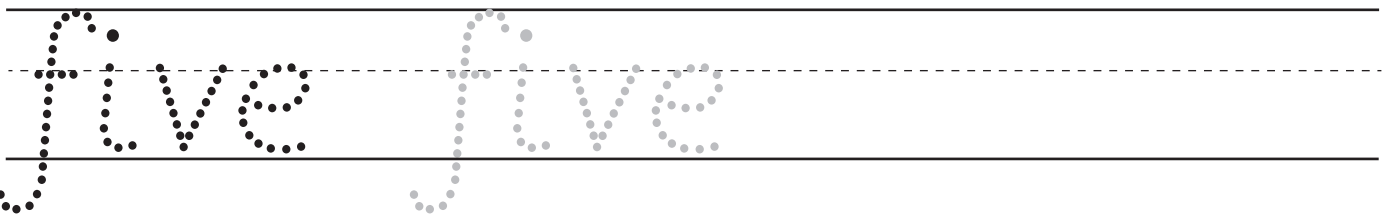
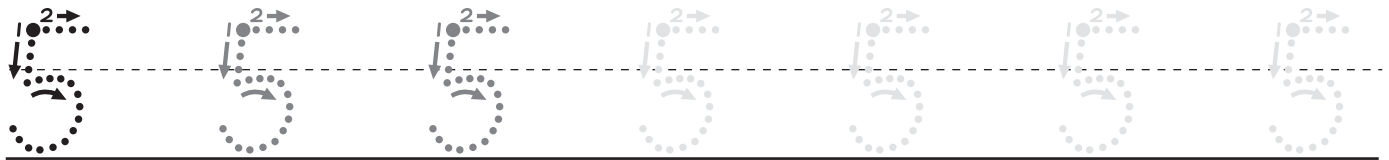
## Numbers

### Finger Counting




5  
FIVE


### Trace the number 5



### Find and colour 5



### How many flowers? Trace and colour

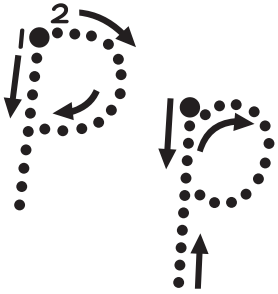


### Write the missing number





## Alphabet sentences



Complete the sentence


Pencils help you to write

Pencils help you to write

Penguin painting a picture



Penguin painting a picture

Practice your pencil control by colouring in the picture and have fun!



# Reward Pictures

Practice your steady hand control to carefully cut out each picture! Once you've cut out your reward picture, stick it at the bottom of each activity page you complete!



## Job Well Done!

Name

---

Age

---

Date

---

ACADEMY REWARD  
CERTIFICATE

We will have lots of fun learning new things together at the Love Writing Co. Academy and sharing our journey is great.

How many stars for this activity?



How are you feeling today?



Well done on completing this activity  
and you are amazing!

