



## Sundae Lounges

DESIGNED BY  
Jason Ju

---

### MATERIAL

Low VOC commercial grade green star rated foam, metal and FSC plywood frame, upholstery on plastic feet.

### WARRANTY

5 year warranty based on observance of product maintenance procedures. Excludes fair wear and tear, improper use or vandalism.

---

### UPHOLSTERY



Fabric



Leather

Choose upholstery from our standard House Fabrics and Leathers or COM. Please contact us for more information and to specify.

---


VARIATIONS & DIMENSIONS - NEXT PAGE

DIMENSIONS

Armchair

1045 W x 854 D x 694 H mm


Seat Height 400 mm



2 Seater Lounge

1854 W x 854 D x 694 H mm


Seat Height 400 mm



3 Seater Lounge

2645 W x 854 D x 694 H mm

Seat Height 400 mm



Ottoman

813 W x 762 D x 400 H mm




IMAGE REFERENCES



Sundae Armchair in Kvadrat Maharam Colline 108.



Sundae Armchair in Kvadrat Maharam Coda 2 632.



Sundae Lounge detail in Kvadrat Maharam Colline 108.

**Care & Maintenance****Fabric**

It is recommended to lightly vacuum fabrics with a brush attachment on a weekly basis to prevent dirt and dust build up. For best colour longevity, avoid direct sunlight as prolonged UV exposure may change the colour of your fabric (please refer to your specific fabric specification for UV resistance rating).

For any difficult/non water based stains it is recommended that they are removed by professional cleaners and that an annual cleaning is done.

Water based stains or light spills should be treated as soon as possible by gently wiping/dabbing with a damp cloth wrung in a mild solution of water and washing detergent. Avoid using chemical cleaners or scrubs. Allow the fabric to dry out of direct sunlight completely before use.

Please follow any specific instructions provided with your item as it may vary depending on your fabric.

**Leather**

It is recommended to lightly wipe leather with a clean soft cloth on a weekly basis to prevent dirt and dust build up. For longevity, avoid direct sunlight as prolonged UV exposure may change the colour of your leather. Do not place leather items close to heaters. It is best to not place leather items in very hot/dry rooms as it will lose its moisture.

For any difficult stains it is recommended that they are removed by professional cleaners and that an annual conditioning is done. If a professional cleaner is not available at short notice treat the stain with a diluted leather cleaning soap (please contact us for recommendations before using anything) and make sure to wipe a larger area to prevent any patchiness. Water based stains or light spills should be treated as soon as possible by gently dabbing with a dry cloth. Avoid rubbing the surface or using chemical cleaners or scrubs. Allow the leather to dry out of direct sunlight completely before use.

Please follow any specific instructions provided with your item as it may vary depending on your leather.

---

**End of Life**

A DesignByThem product can be returned to us at the end of its useful life for reuse or recycling as part of our product stewardship program. We will ensure that the product is recycled in its entirety without any material contributing to landfill.

---

**Note**

Product specifications are subject to change after date of print at the discretion of DesignByThem. Before placing any orders please confirm all finishes and dimensions with DesignByThem. Images are a guide only.