

# Potato Chair

**DESIGNED BY**

Sarah Gibson & Nicholas Karlovasitis

Meet Potato Chair, a staple in the DesignByThem seating collection – a modular chair that allows you to configure it just the way you like. The design 30 variations, with over 200 possible options that allow for your choice of seat and base. A chair designed to be truly your own.

---

**MATERIAL**

**Seat** - FSC plywood / low VOC commercial rated green star-rated foam upholstered in house materials / COM.

**Base** - Powder coated or chromed steel tube / steel swivel with or without castors / swivel gaslift with castors / timber / steel wire sled.

**Handle** - None / beige or black saddle leather.

**WARRANTY**

5 year warranty based on observance of product maintenance procedures. Excludes fair wear and tear, improper use or vandalism.



“We see the Potato Chair as a framework that involves users in the creative process. The chair needed to have a cohesive aesthetic for all its configurations but also work as a standalone product.”

- Sarah Gibson & Nicholas Karlovasitis, designers.



L to R:  
Potato Chair with swivel bases, oak ply timber seat and additional leather handle.  
Dial Dining Table.



L to R:  
Potato Chair with tube base, black stained timber seat and fixed leather seat pad.  
Potato Chair with swivel base and fully upholstered seat.

# Design Features

---



OPTIONAL LEATHER HANDLE



ITALIAN MADE SWIVEL BASE OPTIONS  
GAS-LIFT OPTION AVAILABLE



UPHOLSTERED SEAT PADS



STACKING CAPABILITIES



FULLY UPHOLSTERED SHELLS



CONSIDERED CURVES FOR COMFORT



Potato Chair with chrome sled base. Chrome available for trade only.



L to R:  
Potato Chair with sled base, fully upholstered seat. Potato Chair with sled base, black stained oak seat.  
Custom Dial Pill Dining Table.  
Radial Set.



Potato Chair with sled base, black stained oak timber seats on black powder coated sled base. Stacked 12 high with trolley assistance.

## Potato: Sled Base

---



Stackable powder coated or chromed steel.

Above: Potato Chair with chromed sled base, oak timber seat and additional seat pad. Chrome available for trade only



L to R:  
Potato Chairs with tube base and fully upholstered seat.  
Dial Dining Table.





Potato Chair with tube base, black stained timber seat.

## Potato: Tube Base

---



Powder coated or chromed steel.

Above: Potato Chair with tube base, fully upholstered seat.



Lto R:  
Piper Pedestal Table.  
Potato Chair with tube stacking base, oak timber seat with leather handle.

## Potato: Tube Stacking Base

---



Powder coated or chromed steel.

Above: Potato Chair with tube stacking base, fully upholstered seat.



Lto R:  
Potato Chair with swivel base, fully upholstered seat  
Potato Chair with swivel base on castors, black stained timber seat  
Potato Chair with swivel base on castors, oak timber seat and fixed leather seat pad.



L to R:  
Potato Chair with swivel base, fully upholstered seat.  
Potato Chair with swivel base on castors, black stain timber seat.  
Potato Chair with swivel base on castors, oak timber seat and fixed leather seat pad.

## Potato: Swivel Base

---



Powder coated or chromed steel. With or without castors.

Above: Potato Chair with swivel base, black stain timber seat. Chrome available for trade only.



Lto R:  
Potato Chair with black stained oak seat and timber base.  
Confetti Pill Dining Table.  
Stem Coat Stand.



L to R:  
Potato Chair with timber base, oak timber seat and leather handle.  
Pop Timber Table.  
Potato Chair with timber base, fully upholstered seat.

## Potato: Timber Base

---



Natural or black stained solid oak.

Above: Potato Chair with oak timber base and seat with additional seat pad.



Potato Chair with powder-coated swivel gaslift base, black stained oak timber seat and leather handle.

## Potato: Swivel Gaslift

---



Powder coated or chromed steel.

Above: Potato Chair with chrome swivel gaslift base, fully upholstered seat. Chrome available for trade only.

Variations - Seat

NATURAL OAK



Timber ply



No handle



Tan saddle leather handle



Black saddle leather handle.



Fixed upholstered\* fabric / leather seat pad. Choose from house materials or COM.

BLACK STAINED OAK



Timber ply



No handle



Tan saddle leather handle



Black saddle leather handle



Fixed upholstered\* fabric / leather seat pad. Choose from house materials or COM.

FULLY UPHOLSTERED\*



Fabric / leather upholstered. Choose from house materials or COM.



No handle



Tan saddle leather handle




Black saddle leather handle

\*Please contact DesignByThem for options at info@designbythem.com or call 02 8005 4805.



Variations - Base


TUBE - NON-STACKING



Black powder coat Steel



White powder coat Steel



Chromed Steel Trade Only

TIMBER




Natural FSC Solid oak



Black stained FSC Solid oak

TUBE - STACKING



Black powder coat Steel



White powder coat Steel



Chromed Steel Trade Only

SLED STACKING



Black powder coat Steel Wire



Chromed Steel Wire Trade Only

SWIVEL



Black powder coat No castors Fixed height Italian made



Chromed No castors Fixed height Italian made Trade Only

SWIVEL - WITH CASTORS



Black powder coat Black castors Fixed height Italian made



Chromed Black castors Fixed height Italian made Trade Only

SWIVEL GASLIFT



Black powder coat Black castors Adjustable height Italian made



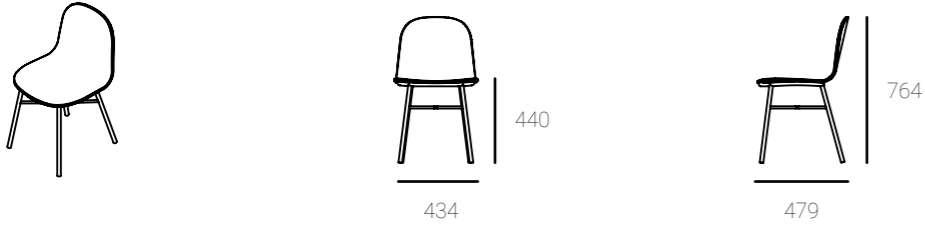
Chromed Black castors Adjustable height Italian made Trade Only

Dimensions

NOTE  
If specified, upholstered seat pads will add 10-15 mm to seat height of timber shell.

POTATO: TUBE BASE

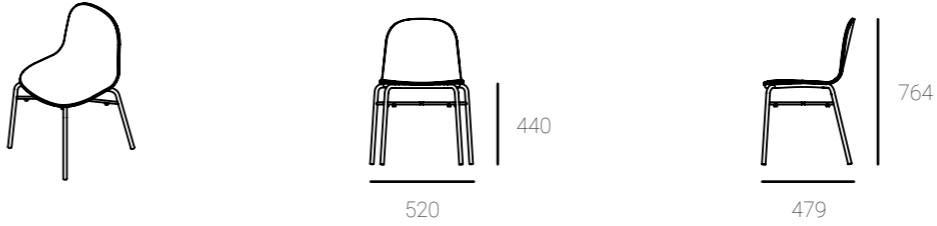
434 W x 476 D x 764 H mm / Seat height 440 mm



POTATO: TUBE STACKING BASE

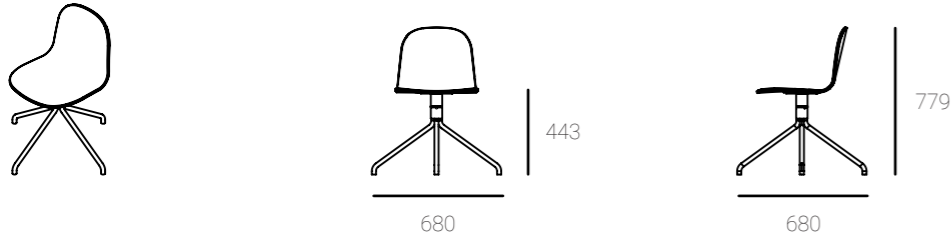
520 W x 479 D x 764 H mm / Seat height 440 mm

Stackability - 8 units without upholstery, 6 units with upholstery.



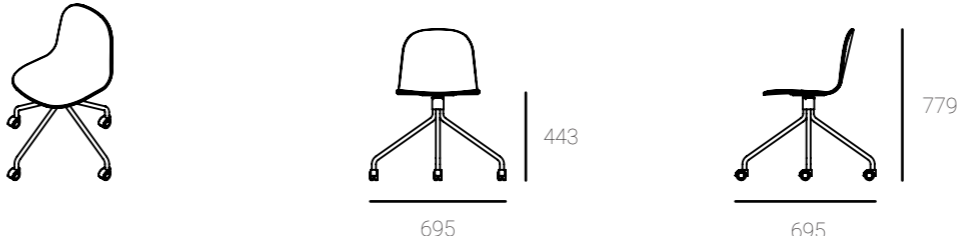
POTATO: SWIVEL BASE

680 W x 680 D x 779 H mm / Seat height 443 mm



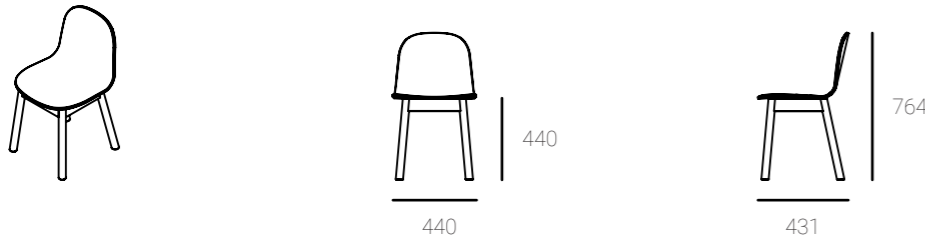
POTATO: SWIVEL BASE WITH CASTORS

695 W x 694 D x 779 H mm / Seat height 443 mm



POTATO: TIMBER BASE

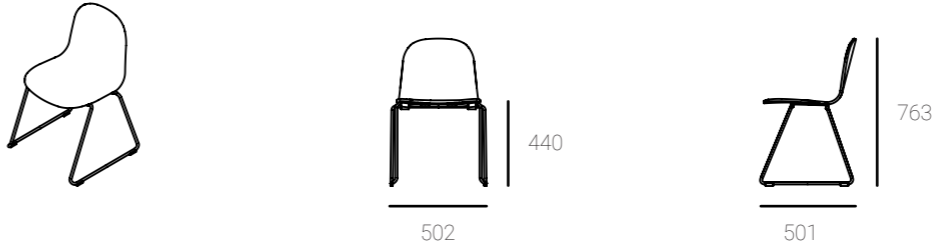
440 W x 431 D x 764 H mm / Seat height 440 mm



POTATO: SLED STACKING BASE

502 W x 501 D x 763 H mm / Seat height 440 mm

Stackability no trolley - 8 units without upholstery, 6 units with upholstery.  
Stackability with trolley - 12 units without upholstery, 10 units with upholstery.



## Dimensions

### NOTE

If specified, upholstered seat pads will add 10-15 mm to seat height of timber shell.

### POTATO: SWIVEL GASLIFT WITH CASTORS

710 W x 710 D x 747-862 H mm (Height Adjustable) / Seat height 419-534 mm





Potato Chair with chrome sled base and additional saddle-leather handle. Chrome available for trade only.

### CARE & MAINTENANCE

#### Fabric

It is recommended to lightly vacuum fabrics with a brush attachment on a weekly basis to prevent dirt and dust build up.

For best colour longevity, avoid direct sunlight as prolonged UV exposure may change the colour of your fabric (please refer to your specific fabric specification for UV resistance rating).

For any difficult/non water based stains it is recommended that they are removed by professional cleaners and that an annual cleaning is done.

Water based stains or light spills should be treated as soon as possible by gently wiping/dabbing with a damp cloth wrung in a mild solution of water and washing detergent. Avoid using chemical cleaners or scrubs. Allow the fabric to dry out of direct sunlight completely before use.

Please follow any specific instructions provided with your item as it may vary depending on your fabric.

#### Leather

It is recommended to lightly wipe leather with a clean soft cloth on a weekly basis to prevent dirt and dust build up.

For longevity, avoid direct sunlight as prolonged UV exposure may change the colour of your leather. Do not place leather items close to heaters.

It is best to not place leather items in very hot/dry rooms as it will lose its moisture.

For any difficult stains it is recommended that they are removed by professional cleaners and that an annual conditioning is done. If a professional cleaner is not available at short notice treat the stain with a diluted leather cleaning soap (please contact us for recommendations before using anything) and make sure to wipe a larger area to prevent any patchiness.

Water based stains or light spills should be treated as soon as possible by gently dabbing with a dry cloth. Avoid rubbing the surface or using chemical cleaners or scrubs. Allow the leather to dry out of direct sunlight completely before use.

Please follow any specific instructions provided with your item as it may vary depending on your leather.

### END OF LIFE

For more information on the DesignByThem Stewardship Program please visit:  
[www.designbythem.com/stewardship-and-warranty](http://www.designbythem.com/stewardship-and-warranty)

#### Timber

To clean, begin with a gentle wipe with a soft microfiber cloth going in the direction of the grain to remove any hard grains or dirt that may scratch the surface. Wipe with a damp soft cloth using warm soapy water and mild detergent or with furniture appropriate cleaner ensuring to wipe in the direction of the grain.

Always test any new detergent or cleaner on underside or non visible area first a day before to see if there are any adverse effects. Always ensure to completely dry any detergent or cleaner. Avoid steam cleaning, abrasive cleansers, steel brushes/wools and cleaners containing chlorine. Do not allow dirt to accumulate or liquids to dry out and harden. Never use strong solvents to clean surfaces.

For solid timber, light scuff marks or scratches can be repaired using a wipe on polyxoil.

Contact DesignByThem for further information.

#### Powder Coat

Clean surfaces with a damp, lint free, non abrasive cloth and then wipe dry after cleaning. Ensure all cleaning solutions do not contain any bleaching agents, abrasives or solvents. Make sure to test on underside or non visible surface of the product first to ensure cleaner is compatible with material. Ensure that all the cleaning solution is wiped off the surface and is not allowed to sit for any extended period of time.

### NOTE

Product specifications are subject to change after date of print at the discretion of DesignByThem. Before placing any orders please confirm all finishes and dimensions with DesignByThem. Images are a guide only.

# Contact

---

## Keep in touch!

[info@designbythem.com](mailto:info@designbythem.com)

+612 8005 4805

[designbythem.com](http://designbythem.com)

[@designbythem](https://www.instagram.com/designbythem)

