



# Potato Armchair

**DESIGNED BY**

Sarah Gibson & Nicholas Karlovasitis

---

**MATERIAL**

**Seat** - FSC plywood, low VOC commercial rated green star-rated foam upholstered in house materials or COM.

**Base** - Powder coated or chromed steel tube / steel swivel with or without castors / swivel gaslift with castors / timber / steel wire sled.


**Handle** - None / Beige saddle leather.

**WARRANTY**

5 year warranty based on observance of product maintenance procedures. Excludes fair wear and tear, improper use or vandalism.

---





“Our aim was to emulate all of the round cuteness of the original Potato Chair whilst allowing the flexibility to mix and match bases, fabrics and handle finishes. At its core, the collection is functional and utilitarian but that doesn’t mean it can’t be a bit fun.”

- Sarah Gibson & Nicholas Karlovasitis, designers.



Image References

TUBE LEGS



Black powder coat  
Steel



White powder coat  
Steel



Chrome  
Steel  
Trade Only

SWIVEL



Black powder coat  
No castors  
Fixed height  
Italian made



Chrome  
No castors  
Fixed height  
Italian made  
Trade Only

SWIVEL WITH CASTORS



Black powder coat  
Black castors  
Fixed height  
Italian made



White powder coat  
Black castors  
Fixed height  
Italian made  
Trade Only



Chrome  
Black castors  
Fixed height  
Italian made  
Trade Only

SWIVEL GASLIFT WITH CASTORS



Black powder coat  
Black castors  
Adjustable height  
Italian made



White powder coat  
Black castors  
Adjustable height  
Italian made



Chrome  
Black castors  
Adjustable height  
Italian made  
Trade Only

TIMBER



Natural  
FSC solid oak



Black stained  
FSC solid oak

SLED



Black powder coat  
Steel wire



White powder coat  
Steel wire




Chrome  
Steel wire  
Trade Only

### Dimensions

**NOTE**  
Upholstered seat may compress max. 30mm.

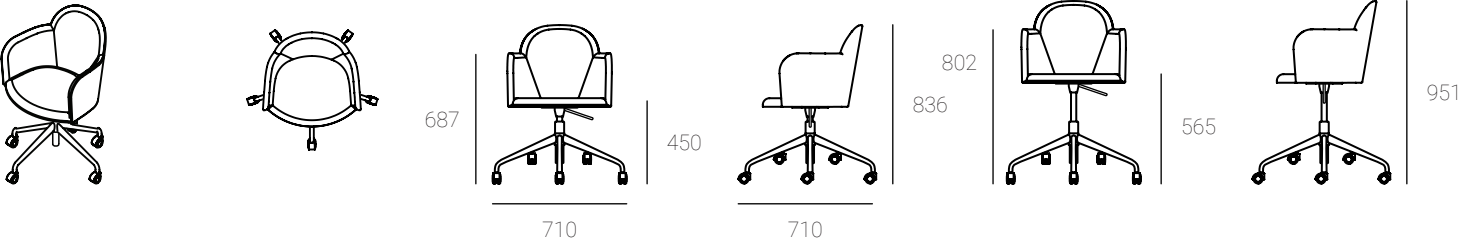
#### POTATO ARMCHAIR: TUBE BASE

552 W x 526 D x 862 H mm / Seat height 480 mm / Armrest height 717 mm



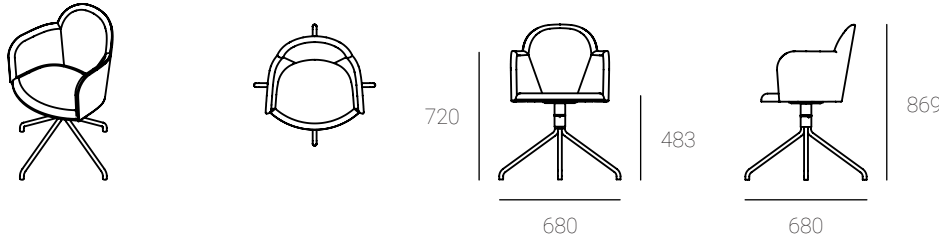
#### POTATO ARMCHAIR: SWIVEL GASLIFT WITH CASTORS

710 W x 710 D x 836-951 H mm (Height Adjustable) / Seat height 450-565 mm / Armrest height 687-802 mm



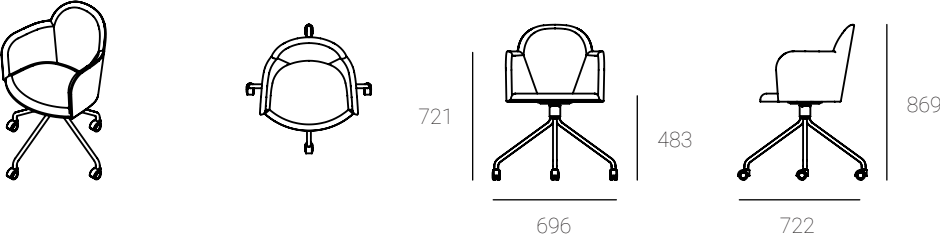
#### POTATO ARMCHAIR: SWIVEL BASE

680 W x 680 D x 869 H mm / Seat height 483 mm / Armrest height 720 mm



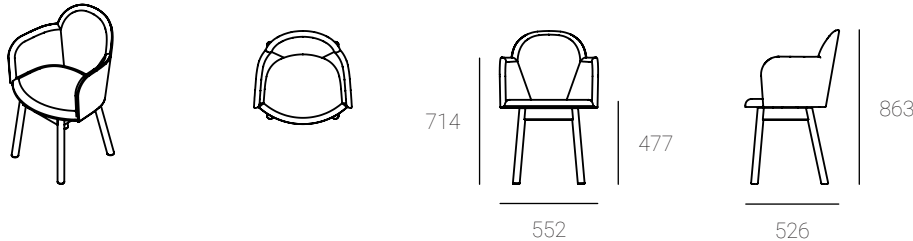
#### POTATO ARMCHAIR: SWIVEL BASE WITH CASTORS

696 W x 722 D x 869 H mm / Seat height 483 mm / Armrest height 721 mm



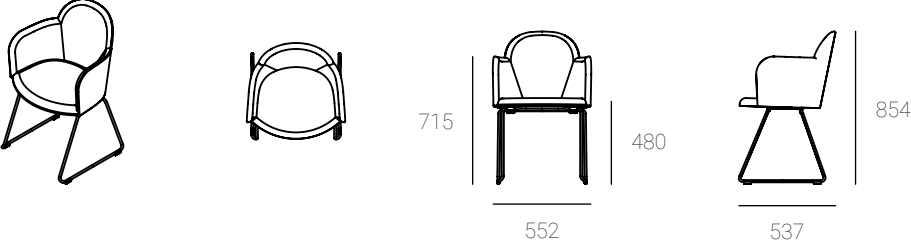
#### POTATO ARMCHAIR: TIMBER BASE

552 W x 526 D x 863 H mm / Seat height 477 mm / Armrest height 714 mm



#### POTATO ARMCHAIR: SLED BASE

552 W x 537 D x 854 H mm / Seat height 480 mm / Armrest height 715 mm



### CARE & MAINTENANCE

#### Fabric

It is recommended to lightly vacuum fabrics with a brush attachment on a weekly basis to prevent dirt and dust build up.

For best colour longevity, avoid direct sunlight as prolonged UV exposure may change the colour of your fabric (please refer to your specific fabric specification for UV resistance rating).

For any difficult/non water based stains it is recommended that they are removed by professional cleaners and that an annual cleaning is done.

Water based stains or light spills should be treated as soon as possible by gently wiping/dabbing with a damp cloth wrung in a mild solution of water and washing detergent. Avoid using chemical cleaners or scrubs. Allow the fabric to dry out of direct sunlight completely before use.

Please follow any specific instructions provided with your item as it may vary depending on your fabric.

#### Leather

It is recommended to lightly wipe leather with a clean soft cloth on a weekly basis to prevent dirt and dust build up.

For longevity, avoid direct sunlight as prolonged UV exposure may change the colour of your leather. Do not place leather items close to heaters.

It is best to not place leather items in very hot/dry rooms as it will lose its moisture.

For any difficult stains it is recommended that they are removed by professional cleaners and that an annual conditioning is done. If a professional cleaner is not available at short notice treat the stain with a diluted leather cleaning soap (please contact us for recommendations before using anything) and make sure to wipe a larger area to prevent any patchiness.

Water based stains or light spills should be treated as soon as possible by gently dabbing with a dry cloth. Avoid rubbing the surface or using chemical cleaners or scrubs. Allow the leather to dry out of direct sunlight completely before use.

Please follow any specific instructions provided with your item as it may vary depending on your leather.

### END OF LIFE

For more information on the DesignByThem Stewardship Program please visit:  
[www.designbythem.com/stewardship-and-warranty](http://www.designbythem.com/stewardship-and-warranty)

#### Timber

To clean, begin with a gentle wipe with a soft microfiber cloth going in the direction of the grain to remove any hard grains or dirt that may scratch the surface. Wipe with a damp soft cloth using warm soapy water and mild detergent or with furniture appropriate cleaner ensuring to wipe in the direction of the grain.

Always test any new detergent or cleaner on underside or non visible area first a day before to see if there are any adverse effects. Always ensure to completely dry any detergent or cleaner. Avoid steam cleaning, abrasive cleansers, steel brushes/wools and cleaners containing chlorine. Do not allow dirt to accumulate or liquids to dry out and harden. Never use strong solvents to clean surfaces.

For solid timber, light scuff marks or scratches can be repaired using a wipe on polyxoil.

Contact DesignByThem for further information.

#### Powder Coat

Clean surfaces with a damp, lint free, non abrasive cloth and then wipe dry after cleaning. Ensure all cleaning solutions do not contain any bleaching agents, abrasives or solvents. Make sure to test on underside or non visible surface of the product first to ensure cleaner is compatible with material. Ensure that all the cleaning solution is wiped off the surface and is not allowed to sit for any extended period of time.

### NOTE

Product specifications are subject to change after date of print at the discretion of DesignByThem. Before placing any orders please confirm all finishes and dimensions with DesignByThem. Images are a guide only.