



# DesignByThem

## SPECIFICATION SHEET

### Piper Counter & Bar Chairs

#### DESIGNED BY

Sarah Gibson & Nicholas Karlovasitis

#### MATERIAL

Powder coated stainless steel. Optional fixed or loose seat pad with indoor/outdoor fabrics available.

#### WEIGHT

from 6.8kg

#### WARRANTY

5 year warranty based on observance of product maintenance procedures. Excludes fair wear and tear, improper use or vandalism.

#### STANDARD POWDERCOAT FRAMES



Black White Black-Beige White-Beige



Pale Eucalypt Nutmeg

#### POWDERCOAT SPECIFICATIONS

Beige (Insert Only) - Duralloy Stone Beige  
 Black - Satin Black - RAL 9017  
 White - Satin White - RAL 9016  
 Pale Eucalypt - RAL 7033  
 Nutmeg - RAL 050 50 20

Contact us for custom colours, combinations for frame/inserts and upholstered seat options. MOQ and charges may apply.

#### STANDARD UPHOLSTERED SEATS



Black-Black Black Black-Black Camel Black-Beige Black



Black-Beige Camel White-White Camel White-Beige Camel

#### UPHOLSTERY SPECIFICATIONS

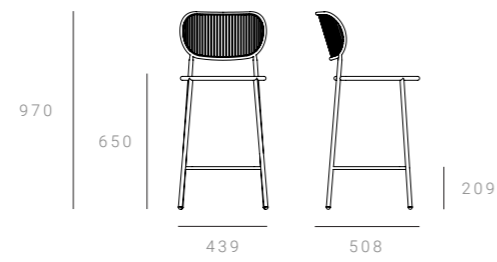
Camel - Maharam Lariat 001 Camel  
 Black - Maharam Lariat 006 Black

DIMENSIONS

COUNTER HEIGHT – 650MM SEAT HEIGHT

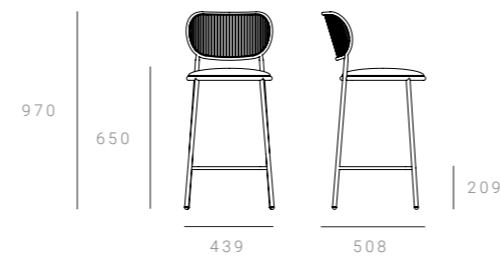
Non Upholstered

439 W x 508 D x 970 H mm / Seat height 650 H mm



Upholstered

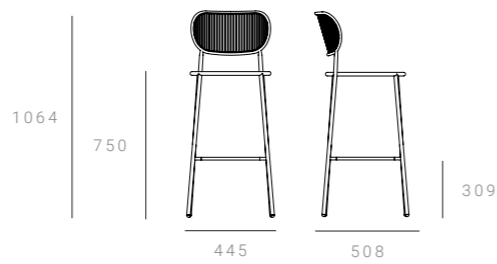
439 W x 508 D x 970 H mm / Seat height 650 H mm



BAR HEIGHT – 750MM SEAT HEIGHT

Non Upholstered

445 W x 508 D x 1064 H mm / Seat height 750 H mm



Upholstered

445 W x 508 D x 1064 H mm / Seat height 750 H mm

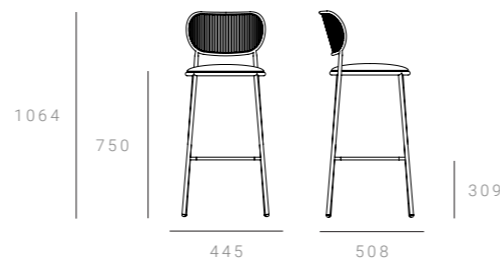


IMAGE REFERENCES - NEXT PAGE

IMAGE REFERENCES



Custom powder coated Piper Bar Chair at Blacksmith by The Stella Collective.



Piper Bar Chair - Black/Beige with Camel seat pad.

### CARE & MAINTENANCE

#### Powder Coat

Clean surfaces with a damp, lint free, non abrasive cloth and then wipe dry after cleaning. Ensure all cleaning solutions do not contain any bleaching agents, abrasives or solvents. Make sure to test on underside or non visible surface of the product first to ensure cleaner is compatible with material. Ensure that all the cleaning solution is wiped off the surface and is not allowed to sit for any extended period of time.

#### Fabric

It is recommended to lightly vacuum fabrics with a brush attachment on a weekly basis to prevent dirt and dust build up. For best colour longevity, avoid direct sunlight as prolonged UV exposure may change the colour of your fabric (please refer to your specific fabric specification for UV resistance rating). For any difficult/non water based stains it is recommended that they are removed by professional cleaners and that an annual cleaning is done. Water based stains or light spills should be treated as soon as possible by gently wiping/dabbing with a damp cloth wrung in a mild solution of water and washing detergent. Avoid using chemical cleaners or scrubs. Allow the fabric to dry out of direct sunlight completely before use. Please follow any specific instructions provided with your item as it may vary depending on your fabric.

#### Leather

It is recommended to lightly wipe leather with a clean soft cloth on a weekly basis to prevent dirt and dust build up. For longevity, avoid direct sunlight as prolonged UV exposure may change the colour of your leather. Do not place leather items close to heaters. It is best to not place leather items in very hot/dry rooms as it will lose its moisture. For any difficult stains it is recommended that they are removed by professional cleaners and that an annual conditioning is done. If a professional cleaner is not available at short notice treat the stain with a diluted leather cleaning soap (please contact us for recommendations before using anything) and make sure to wipe a larger area to prevent any patchiness. Water based stains or light spills should be treated as soon as possible by gently dabbing with a dry cloth. Avoid rubbing the surface or using chemical cleaners or scrubs. Allow the leather to dry out of direct sunlight completely before use. Please follow any specific instructions provided with your item as it may vary depending on your leather.

### END OF LIFE

For more information on the DesignByThem Stewardship Program please visit:  
[www.designbythem.com/stewardship-and-warranty](http://www.designbythem.com/stewardship-and-warranty)

---

### NOTE

Product specifications are subject to change after date of print at the discretion of DesignByThem. Before placing any orders please confirm all finishes and dimensions with DesignByThem. Images are a guide only.