



Partridge Dining Table Round

The Partridge range focuses on clean joinery, balanced composition and aesthetic longevity. The solid timber tops and legs can be self assembled and use cast aluminium fixtures that sit neatly with the legs and underside of the table.

Designed by
Nicholas Karlovasitis & Sarah Gibson

Material

FSC White Ash or Oak timber, powder coated aluminium brackets

Warranty

5 year warranty based on observance of product maintenance procedures. Excludes fair wear and tear, improper use or vandalism.

Weight

800 D - 11.5kg
900 D - 12.5kg
1000 D - 13.5kg
1200 D - 15.5kg
1500 D - 20.5kg

Standard Timbers



Ash



Oak



Black
Stain

Standard Bracket/Brace Colours



Black



White

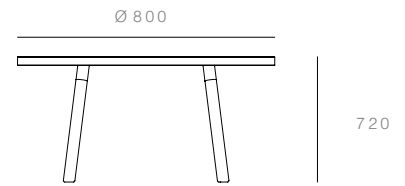
Options

Custom colour brackets, timber, stains and finishes available upon specification. Please contact info@designbythem.com for details.

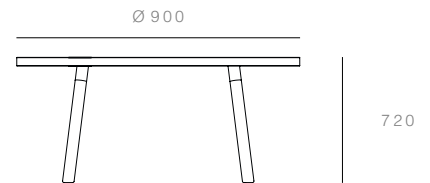
Dimensions

No Brace Included:

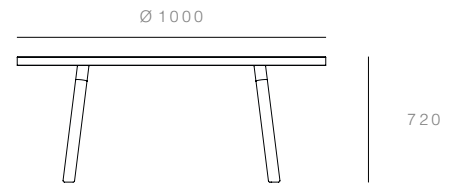
Ø 800 x 720 H mm



Ø 900 x 720 H mm

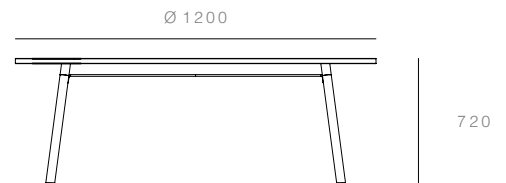


Ø 1000 x 720 H mm



Brace Included:

Ø 1200 x 720 H mm



Ø 1500 x 720 H mm



Options

Custom measurements available upon specification.

Please contact info@designbythem.com for details.

Cleaning Instructions

Clean surfaces with a damp, lint free, non abrasive cloth and then wipe dry after cleaning. For more stubborn stains use a non abrasive timber furniture cleaner. Ensure all cleaning solutions do not contain any bleaching agents, abrasives or solvents. Make sure to test on underside of product first to ensure cleaner is compatible with material. Ensure that all the cleaning solution is wiped off the surface of the product and is not allowed to sit for any extended period of time. Where possible try to prevent any cleaning solution getting into contact with the fasteners on the underside of the product. Light Scuff marks or scratches can be repaired using a wipe on polyxoil - contact DesignByThem for further information.

Maintenance Instructions

Check that no fasteners have become loose from freight, handling or heavy use. If there are any loose fasteners this can be identified by any part movement. Ensure any loose screws are tightened with allen key or hex head driver. Tighten until there is a slight resistance. Please ensure that any fasteners are not overtightened.

End of Life

This product should be returned to us at the end of its useful life or arranged to be collected by DesignByThem at a negotiated transport fee for product repair, reuse or recycling as part of our product stewardship program. We will ensure that the product will be recycled in its entirety without any material contributing to landfill.

