



DL Lounge Chair

The DL Lounge Chair combines organic materials and angular silhouettes with the use of Italian saddle leather tensioned over a steel frame to construct a fluid yet structural form.

DESIGNED BY
Sarah Gibson, Nicholas Karlovasitis & Dion Lee.

MATERIAL

Powder coated steel frame, saddle leather.


WEIGHT

11kg


WARRANTY

5 year warranty based on observance of product maintenance procedures. Excludes fair wear and tear, improper use or vandalism.


STANDARD FRAME COLOURS



Textured
Black



Polished
Chrome



Gloss Red

STANDARD LEATHER COLOURS



Black



Beige



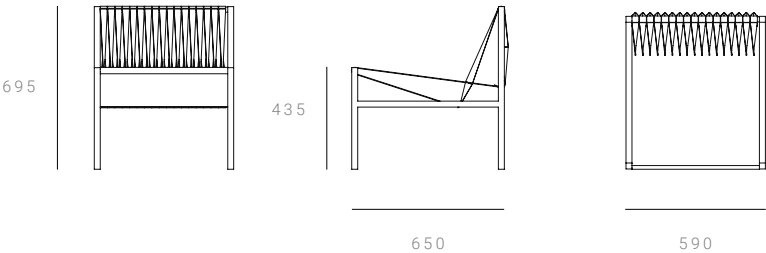
Olive Green

OPTIONS

Custom powder coats and saddle leather finishes available upon specification.
Please contact info@designbythem.com for details.

DIMENSIONS

650 D x 590 W x 695 H mm
Seat height 435 mm
Seat depth 500 mm



CARE & MAINTENANCE**Powder Coat & Polished Chrome**

Clean surfaces with a damp, lint free, non abrasive cloth and then wipe dry after cleaning. Ensure all cleaning solutions do not contain any bleaching agents, abrasives or solvents. Make sure to test on underside or non visible surface of the product first to ensure cleaner is compatible with material. Ensure that all the cleaning solution is wiped off the surface and is not allowed to sit for any extended period of time.

Leather

It is recommended to lightly wipe leather with a clean soft cloth on a weekly basis to prevent dirt and dust build up.

For longevity, avoid direct sunlight as prolonged UV exposure may change the colour of your leather. Do not place leather items close to heaters.

It is best to not place leather items in very hot/dry rooms as it will lose its moisture.

For any difficult stains it is recommended that they are removed by professional cleaners and that an annual conditioning is done. If a professional cleaner is not available at short notice treat the stain with a diluted leather cleaning soap (please contact us for recommendations before using anything) and make sure to wipe a larger area to prevent any patchiness.

Water based stains or light spills should be treated as soon as possible by gently dabbing with a dry cloth. Avoid rubbing the surface or using chemical cleaners or scrubs. Allow the leather to dry out of direct sunlight completely before use.

Please follow any specific instructions provided with your item as it may vary depending on your leather.

END OF LIFE

For more information on the DesignByThem Stewardship Program please visit:

www.designbythem.com/stewardship-and-warranty

NOTE

Product specifications are subject to change after date of print at the discretion of DesignByThem. Before placing any orders please confirm all finishes and dimensions with DesignByThem. Images are a guide only.