



Confetti Coffee Table - Pill

DESIGNED BY
Sarah Gibson & Nicholas Karlovasitis

MATERIAL

Solid/veneer timber or laminate/compact laminate top with steel base finished in 2-pack polyurethane.

USE

Indoor for all tops. Outdoor for compact laminate tops only.


WARRANTY

5 year warranty based on observance of product maintenance procedures. Excludes fair wear and tear, improper use or vandalism.


TABLE BOX OPTIONS

In desk data and power option available upon specification.


STANDARD TOP FINISHES




Textured
Black




Textured
White




Laminate




Compact
Laminate




Laminate



Compact
Laminate



Ash



Oak

STANDARD BASE COLOURS



Confetti*

*Please note that the appearance of the Confetti plastic varies in colour and patterns due to its 100% recycled nature.

OPTIONS

Custom colours and finishes available upon specification.
Please contact info@designbythem.com for details.

DIMENSIONS - NEXT PAGE

DIMENSIONS

Custom height and diameter available upon specification.
Please allow a tolerance of +/- 10 mm for the recycled plastic base.

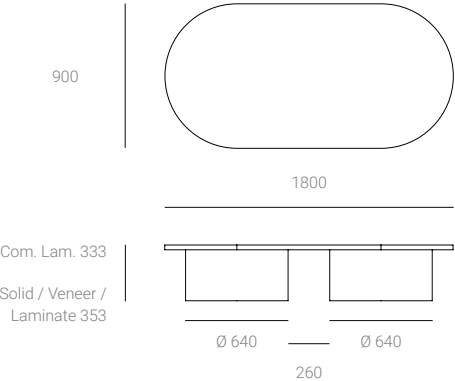
Low

Compact Laminate Top

1800 x 900 x 333 H mm, bases 640 Ø mm

Solid Timber / Veneer Timber / Laminate Top

1800 x 900 x 353 H mm, bases 640 Ø mm



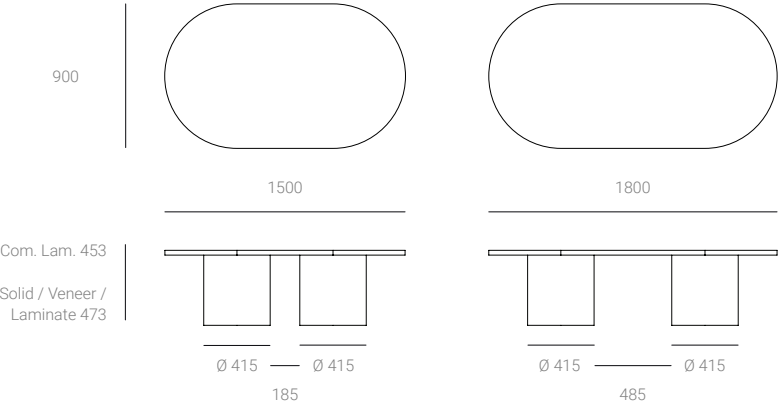
High

Compact Laminate Top

1500 x 900 x 453 H mm, bases 415 Ø mm
1800 x 900 x 453 H mm, bases 415 Ø mm

Solid Timber / Veneer Timber / Laminate Top

1500 x 900 x 473 H mm, bases 415 Ø mm
1800 x 900 x 473 H mm, bases 415 Ø mm



CARE & MAINTENANCE**Timber**

To clean, begin with a gentle wipe with a soft microfiber cloth going in the direction of the grain to remove any hard grains or dirt that may scratch the surface. Wipe with a damp soft cloth using warm soapy water and mild detergent or with furniture appropriate cleaner ensuring to wipe in the direction of the grain.

Always test any new detergent or cleaner on underside or non visible area first a day before to see if there are any adverse effects. Always ensure to completely dry any detergent or cleaner. Avoid steam cleaning, abrasive cleansers, steel brushes/wools and cleaners containing chlorine. Do not allow dirt to accumulate or liquids to dry out and harden. Never use strong solvents to clean surfaces. Avoid placing hot or exposed objects directly onto surface to prevent scorch marks and heat damage.

For solid timber, light scuff marks or scratches can be repaired using a wipe on polyxoil. Contact DesignByThem for further information.

Laminates & Coated Steel

Clean surfaces with a damp, lint free, non abrasive cloth and then wipe dry after cleaning. Ensure all cleaning solutions do not contain any bleaching agents, abrasives or solvents. Make sure to test on underside or non visible surface of the product first to ensure cleaner is compatible with material. Ensure that all the cleaning solution is wiped off the surface and is not allowed to sit for any extended period of time.

Avoid placing hot or exposed objects directly onto surface to prevent scorch marks and heat damage.

END OF LIFE

For more information on the DesignByThem Stewardship Program please visit:
www.designbythem.com/stewardship-and-warranty

NOTE

Product specifications are subject to change after date of print at the discretion of DesignByThem. Before placing any orders please confirm all finishes and dimensions with DesignByThem. Images are a guide only.