



## Confetti Booth

**DESIGNED BY**

Sarah Gibson & Nicholas Karlovasitis

**MATERIAL**

Fabric/leather upholstered body with 100% recycled plastic\* or upholstered base.

**Upholstery**

A variety of fabrics and leathers are available for specification. Please contact [info@designbythem.com](mailto:info@designbythem.com)

**WARRANTY**

5 year warranty based on observance of product maintenance procedures. Excludes fair wear and tear, improper use or vandalism.

**STANDARD BODY FINISHES**



Upholstery

**STANDARD BASE FINISHES**



Matching Upholstery



Confetti\*

\*Please note that the appearance of the Confetti plastic varies in colour and patterns due to its 100% recycled nature.

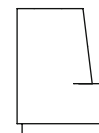


**DIMENSIONS**

2 Seater - 1700 W x 720 D x 1020/1050 H mm

2.5 Seater - 1900 W x 720 D x 1020/1050 H mm

3 Seater - 2300 W x 720 D x 1020/1050 H mm

Seat height: 420 mm [450 mm option available]



**Custom sizing available.**

IMAGE REFERENCES



Confetti Booth with 100% recycled plastic base.



Confetti Booth with upholstered base.

**CARE & MAINTENANCE****Fabric**

It is recommended to lightly vacuum fabrics with a brush attachment on a weekly basis to prevent dirt and dust build up.

For best colour longevity, avoid direct sunlight as prolonged UV exposure may change the colour of your fabric (please refer to your specific fabric specification for UV resistance rating).

For any difficult/non water based stains it is recommended that they are removed by professional cleaners and that an annual cleaning is done.

Water based stains or light spills should be treated as soon as possible by gently wiping/dabbing with a damp cloth wrung in a mild solution of water and washing detergent. Avoid using chemical cleaners or scrubs. Allow the fabric to dry out of direct sunlight completely before use.

Please follow any specific instructions provided with your item as it may vary depending on your fabric.

**Leather**

It is recommended to lightly wipe leather with a clean soft cloth on a weekly basis to prevent dirt and dust build up.

For longevity, avoid direct sunlight as prolonged UV exposure may change the colour of your leather. Do not place leather items close to heaters.

It is best to not place leather items in very hot/dry rooms as it will lose its moisture.

For any difficult stains it is recommended that they are removed by professional cleaners and that an annual conditioning is done. If a professional cleaner is not available at short notice treat the stain with a diluted leather cleaning soap (please contact us for recommendations before using anything) and make sure to wipe a larger area to prevent any patchiness.

Water based stains or light spills should be treated as soon as possible by gently dabbing with a dry cloth. Avoid rubbing the surface or using chemical cleaners or scrubs. Allow the leather to dry out of direct sunlight completely before use.

Please follow any specific instructions provided with your item as it may vary depending on your leather.

**Plastic**

Clean surfaces with a damp, lint free, non abrasive cloth and then wipe dry after cleaning. Ensure all cleaning solutions do not contain any bleaching agents, abrasives or solvents. Make sure to test on underside or non visible surface of the product first to ensure cleaner is compatible with material. Ensure that all the cleaning solution is wiped off the surface and is not allowed to sit for any extended period of time.

---

**END OF LIFE**

For more information on the DesignByThem Stewardship Program please visit:  
[www.designbythem.com/stewardship-and-warranty](http://www.designbythem.com/stewardship-and-warranty)

---

**NOTE**

Product specifications are subject to change after date of print at the discretion of DesignByThem. Before placing any orders please confirm all finishes and dimensions with DesignByThem. Images are a guide only.