



## Bobby Stools - Timber

Bobby is both friendly and robust, with the curved handle forming a subtle backrest. Part stool, part chair, Bobby is a perfect inbetweener, ideal for spaces where quality and casualness meet.

**DESIGNED BY**

Daniel Tucker

**MATERIAL**

FSC certified solid ash/oak timber. Clear 2-pack polyurethane or black stained finish.

**WEIGHT**

Low Stool - approx. 4kg

Bar Stool - approx. 7kg

**WARRANTY**


5 year warranty based on observance of product maintenance procedures. Excludes fair wear and tear, improper use or vandalism.

**STANDARD TIMBERS**



Ash      Oak      Black Stained Ash

**STANDARD UPHOLSTERED SEATS**



Ash      Camel      Oak      Camel      Black Stained Ash      Camel



Ash      Black      Oak      Black      Black Stained Ash      Black

**OPTIONS**

Custom measurements and finishes available upon specification. Please contact [info@designbythem.com](mailto:info@designbythem.com) for details.

**UPHOLSTERY SPECIFICATIONS**

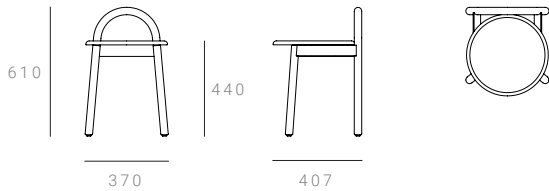
Camel - Maharam Lariat 001

Black - Maharam Lariat 006

STANDARD DIMENSIONS

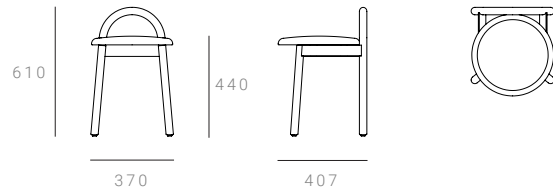
**LOW STOOL**

370 W x 407 D x 610 H mm / Seat height 440 mm




**LOW STOOL - UPHOLSTERED**

370 W x 407 D x 610 H mm / Seat height 440 mm




**COUNTER STOOL - 650MM SEAT**

420 W x 410 D x 807 H mm / Seat height 650 mm



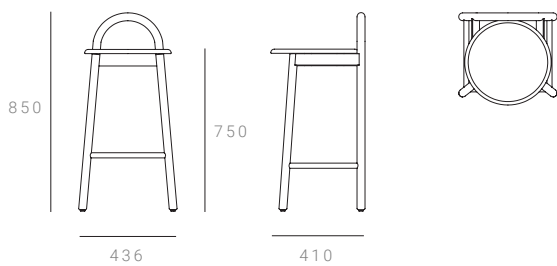
**COUNTER STOOL - 650MM SEAT - UPHOLSTERED**

420 W x 410 D x 807 H mm / Seat height 650 mm



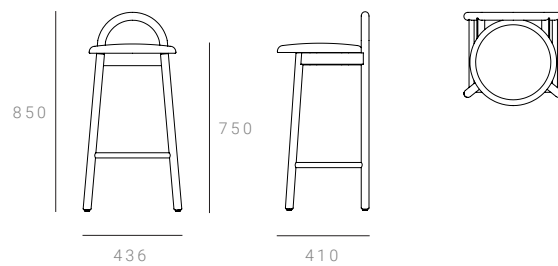
**COUNTER STOOL - 690MM SEAT**

436 W x 410 D x 850 H mm / Seat height 690 mm




**COUNTER STOOL - 690MM SEAT - UPHOLSTERED**

436 W x 410 D x 850 H mm / Seat height 690 mm



**BAR STOOL 750MM SEAT**

438 W x 410 D x 906 H mm / Seat height 750 mm



**BAR STOOL - 750MM SEAT - UPHOLSTERED**

438 W x 410 D x 906 H mm / Seat height 750 mm

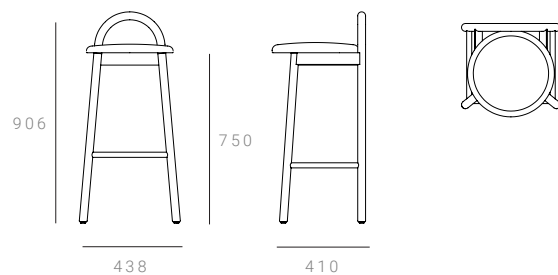


IMAGE REFERENCES



Bobby Low Stool Ash Solid Upholstered in Maharam Lariat (Vinyl) - Camel



Bobby Low Stool in Oak



Bobby Low Stool and Bobby Bar Stool with Black Stained Ash Finish



Bobby Bar Stools in Ash. Project: 'Boston Consulting Group Melbourne' by BatesSmart

**CARE & MAINTENANCE****Timber**

To clean, begin with a gentle wipe with a soft microfiber cloth going in the direction of the grain to remove any hard grains or dirt that may scratch the surface. Wipe with a damp soft cloth using warm soapy water and mild detergent or with furniture appropriate cleaner ensuring to wipe in the direction of the grain.

Always test any new detergent or cleaner on underside or non visible area first a day before to see if there are any adverse effects. Always ensure to completely dry any detergent or cleaner. Avoid steam cleaning, abrasive cleansers, steel brushes/wools and cleaners containing chlorine. Do not allow dirt to accumulate or liquids to dry out and harden. Never use strong solvents to clean surfaces.

For solid timber, light scuff marks or scratches can be repaired using a wipe on polyxoil. Contact DesignByThem for further information.

**Fabric**

It is recommended to lightly vacuum fabrics with a brush attachment on a weekly basis to prevent dirt and dust build up. For best colour longevity, avoid direct sunlight as prolonged UV exposure may change the colour of your fabric (please refer to your specific fabric specification for UV resistance rating). For any difficult/non water based stains it is recommended that they are removed by professional cleaners and that an annual cleaning is done. Water based stains or light spills should be treated as soon as possible by gently wiping/dabbing with a damp cloth wrung in a mild solution of water and washing detergent. Avoid using chemical cleaners or scrubs. Allow the fabric to dry out of direct sunlight completely before use. Please follow any specific instructions provided with your item as it may vary depending on your fabric.

**Leather**

It is recommended to lightly wipe leather with a clean soft cloth on a weekly basis to prevent dirt and dust build up. For longevity, avoid direct sunlight as prolonged UV exposure may change the colour of your leather. Do not place leather items close to heaters. It is best to not place leather items in very hot/dry rooms as it will lose its moisture. For any difficult stains it is recommended that they are removed by professional cleaners and that an annual conditioning is done. If a professional cleaner is not available at short notice treat the stain with a diluted leather cleaning soap (please contact us for recommendations before using anything) and make sure to wipe a larger area to prevent any patchiness. Water based stains or light spills should be treated as soon as possible by gently dabbing with a dry cloth. Avoid rubbing the surface or using chemical cleaners or scrubs. Allow the leather to dry out of direct sunlight completely before use. Please follow any specific instructions provided with your item as it may vary depending on your leather.

---

**END OF LIFE**

For more information on the DesignByThem Stewardship Program please visit:

[www.designbythem.com/stewardship-and-warranty](http://www.designbythem.com/stewardship-and-warranty)

---

**NOTE**

Product specifications are subject to change after date of print at the discretion of DesignByThem. Before placing any orders please confirm all finishes and dimensions with DesignByThem. Images are a guide only.