




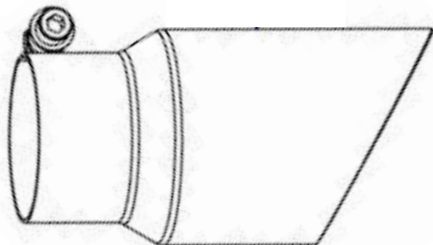
Part number: 12111.0001.13.A

2021 Ford F-150


Exhaust Tip 3.25"

Component Identification


1. RTR Exhaust Tip	1
2. M10 x 1.50 x 40 Socket Head Cap Screw	1
3. M10 Washer	1



1. Slide the OEM tip off of the exhaust pipe, if so equipped. Using painters tape, mark a cut line 3.5 in. back from the edge of the OEM exhaust pipe.



2. Using an exhaust pipe cutter, or equivalent, cut the exhaust pipe as shown and deburr the edge.



3. Slide the RTR Exhaust Tip onto the OEM pipe as shown, with the adjuster in the 12 O'clock position. Install the Bolt with the Washer into the adjuster and tighten the Fastener to 13 lb-ft.



4. Retorque the adjuster Bolt following a thorough heat cycle.