



**2015-24 Ford Mustang
RTR Rear Shock Mounts
Part Number 11081.0012.12.A**

Components Included

- 1. RTR Shock Mount 1 Pair




This RTR product is only intended to be installed onto the RTR Tactical Performance Rear Shock with the larger, 12 mm shock rod.
This product is not compatible with the OEM shock or any other direct replacement size shock.




1. Slide the RTR Shock Mount onto the Shock rod and place the Shock Spacer on top, as shown.




2. Torque the supplied Shock Nuts to 22 lb.ft. Do not attempt to use the OEM nut with the RTR Shock.



3. Using a pair of slip joint pliers, or similar, bend the assembly pins upward as shown.



4. Proceeded to steps 37 and 38 in the RTR Shock and Strut installation manual.



5. INSTALL OPTION– For a cleaner look, RTR suggests cutting the pins off of the chassis, grinding them down, and touching the area up using flat black spray paint.



6. Proceeded to steps **37** and **38** in the RTR Shock and Strut installation manual.