










Shark Tooth Matching

Study the key. Draw a line from the shark species to the matching shark tooth.

Shark species	Shark tooth
Lemon	
Nurse	
Sand tiger	
Six gill	
Whale	
Great white	
Hammerhead	
Mako	
Bull	

Mako

Hammerhead

Great white

Sand tiger

Whale

Lemon

Bull

Nurse

Six gill

