

A25M

Portable PM2.5 Air Quality Monitor User Manual

I. Overview

PM2.5 refers to particles of which the diameter is less than or equal to 2.5 microns. It is less than 1/20 the diameter of human hair and can be directly absorbed into the lungs.

PM2.5 has important impacts on air quality and visibility. PM2.5 may contain toxic and hazardous substances (such as heavy metals, microbial, etc), and stays for a long time in the atmosphere. Thus, it greatly impacts human health and air quality.

A25M is a portable PM2.5 detector which can effectively monitor the PM2.5 concentration in the environment. A25M can be used in home, shopping malls, offices, and other public places.

This manual includes relevant information about safety and usage of A25M. Please read it carefully and follow all warnings and precautions.


Warning: Before using the product, please read the safety operation rules.

2. Open Box for the inspection

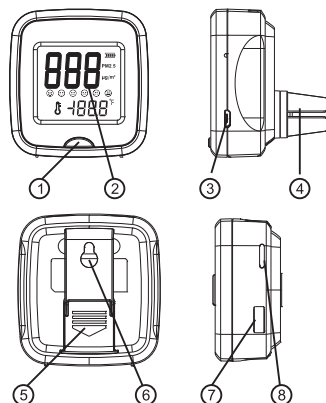
Open the box and take out the instrument, please check if the item is missing or damaged

USB cable ----- 1 PCS
Vehicle bracket ----- 1 PCS
Wall bracket----- 1 PCS
Instruction manual ----- 1 PCS
Warranty card-----1 PCS

3. Safety operation rules

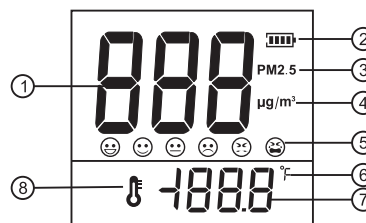
- To be aware of any damage or abnormal behavior, the instrument and accessories should be checked before using. Do not use this instrument if the housing is damaged and the LCD display is not working correctly.
- Please do not randomly open the instrument and change the internal circuit.
- When the LCD screen appears "  " symbol, please plug in the adapter to charge .
- Do not store or use this instrument in high temperature, high humidity, flammable, explosive and strong electromagnetic environment .

4. Exterior structure







1	Function key	5	Notch bracket
2	LCD display	6	Wall bracket
3	USB interface	7	Air inlet
4	Vehicle bracket	8	Air outlet

5. Symbol display



1	PM2.5 measurements	5	PM2.5 concentration expression level
2	Battery Icon	6	Temperature unit (°C/°F)
3	PM2.5 Icon	7	Temperature measurement
4	PM2.5 unit	8	Temperature Icon

6. Operating instructions

- ON/OFF**
ON/OFF : Long press  key to ON/OFF the unit
- Backlight**
Backlight : short press  key to turn on /off Backlight .
The default state is Backlight with being turned on .
There are two instances as blow when the backlight is turned off
a. When the particle concentration exceeds the standard (PM2.5>115ug/m3), the red backlight will light up ; when the particle concentration returns to normal (PM2.5 ≤ 115ug/m3), the red backlight will automatically be turned off.
b. When the particle concentration exceeds PM2.5>115ug/m3, the red backlight will light up, the red backlight will always be bright (if PM2.5>115ug/m3 keeps still) . this moment, you can turn backlight off by manual via short press  key
- Temperature unit (°C/°F)**
Press  button quickly twice to switch between units
- Charge**
To connect charging port and power source with Micro USB wire to charge the meter .
Note: the input power source is rated 5V/1A

7. performance parameter

1、 Technical specification

Function	Range	Resolution	Accuracy (a% reading+b digital)	Remark
PM2.5	0~500µg/m ³	1µg/m ³	± (10µg/m ³ +10dgt)@0~100µg/m ³	Ambient temperature :18~28°C 64.4~82.4°F Ambient humidity :40%~75%RH
			± (10%+30dgt)@101~400µg/m ³	
			± (10%+50dgt)@401~500µg/m ³	
Temperature	-10~50°C	0.1°C	Temperature Only As Reference	
	14~122°F	0.1°F		

2. PM2.5 concentration expression level

Concentration (µg/m ³)	Expression	Backlight
0-35	😊 (Excellent)	White
36-75	🙂 (Good)	White
76-115	😐 (Slight Pollution)	White
116-150	😞 (Middle Level Pollution)	Red
151-250	😡 (Heavy pollution)	Red
251-500	😱 (Serious Pollution)	Red

b. Because PM2.5 particles in the air are not evenly distributed. Even testing in the same place, the measurement of numerical deviation with several or even dozens of digits is recognized as normal, but the overall values can reflect the level of PM2.5 concentration at the location.

c. When using the product, please do not use fan, hair dryer, fan heater to blow into it directly.

d. Please do not block the air vents

7. Maintenance

a. Please refer to the warranty regulations on the warranty card

b. Below situations are not within the scope of the warranty:

1. The user disassembles the product or implement improper use to cause damage.
2. The user alters the warranty card privately or has no purchasing receipt.

3. General specification

- a. Liquid crystal display: LCD display, reading is clear and intuitive
- b. Measure method: laser scattering principle
- c. Alarm prompt: color alarm (red)
- d. Low power prompt: "🔋" symbol (should be charged in time)
- e. backlight: dual color LED backlight function

4. Environmental limit

- a. For Indoor or vehicle use
- b. Altitude is not more than 2000 meters
- c. Operating temperature and humidity
Temperature: -10-50°C (14-122°F)
Humidity :0-99%RH
- d. Storage temperature : -20-60°C (-4-140°F)

5. Maintenance

Warning: please do not open the instrument housing so as not to affect the accuracy of the meter or damage the instrument as well as to avoid collision, fall, hit, soak, etc.

- a. The maintenance and service of the instrument must be implemented by qualified professional personnel or the designated department.
- b. Regularly use dry cloth to clean the shell, but must not use the detergent containing solvent composition
- c. If do not use this instrument for a long time, please shut down to prevent the battery power consumption. otherwise it will affect the battery life.

6. Attentions

- a. In measuring, please keep the test time more than 10 minutes to read the stable PM2.5 value.

UNI-T®

UNI-TREND TECHNOLOGY (CHINA) CO., LTD.

No6, Gong Ye Bei 1st Road,
Songshan Lake National High-Tech Industrial
Development Zone, Dongguan City,
Guangdong Province, China
Tel: (86-769) 8572 3888
<http://www.uni-trend.com>