

VCI3032ZM











 PRO SERIES VENT-FREE GAS INSERTS

Superior[™]
FIREPLACES
Our name is our promise.

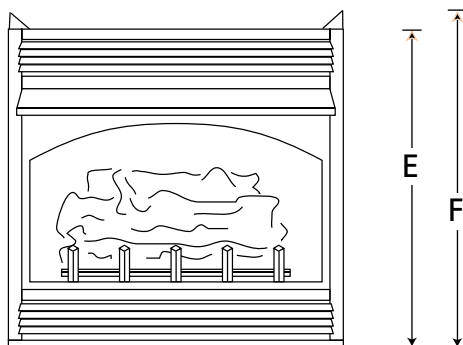
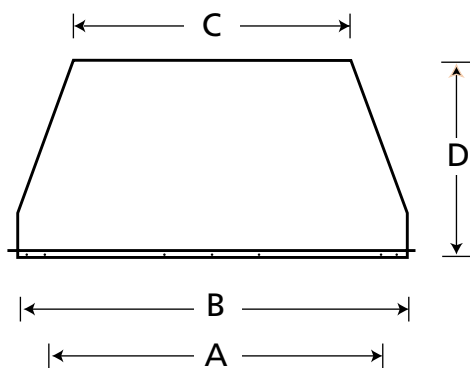
TRADITIONAL

Tired of your old drafty masonry fireplace? The VCI3032 vent-free gas fireplace insert combined with a variable speed blower, provides a convenient heating source to maximize heating efficiency. Optional remote controls and fireplace surrounds complete the transformation in any part of your home.

FEATURES

-  Available in a 33" circulating louvered model
-  Millivolt (Remote-ready) control
-  Dual burner with up to 33,000 BTU
-  99.9% heating efficiency
-  Detailed ceramic fiber logs
-  Factory installed heat activated variable speed blower
-  Black painted interior
-  Integrated log grate
-  Optional remote controls
-  20 year limited warranty

INSERT DIMENSIONS



VCI3032ZM

A	32"
B	34-1/2"
C	22-3/8"
D	18-3/8"
E	25-3/4"
F	27"

IMPORTANT NOTES:

As with any fireplace, this appliance is extremely hot during operation. Read and understand all operating instructions before using this appliance. For further information, consult your dealer.

Local conditions, such as elevation, wind, vent configuration and choice of fuel will affect overall appearance of the fire and heating performance. Performance can also vary with home design and insulation, climate, condition and type of fuel used, appliance location, burn rate, accessories chosen, chimney installation and how the appliance is operated.

Diagrams, illustrations and photographs are not to scale—consult installation instructions. Product designs, materials, dimensions, specifications, colors and prices are subject to change or discontinuance without notice.

OPTIONAL ACCESSORIES



Wall Thermostat



Remote Control

ADDITIONAL ACCESSORIES

- A. Black Perimeter Trim Kit
- B. Three-piece black surround kits in two sizes

MINIMUM FIREPLACE OPENING

VCI3032ZM

WIDTH	35"
HEIGHT	26-1/4"
DEPTH	17-1/4"

Surround kits accessory size:

GB38: 30" H x 38" W

GB43: 36-3/4" H x 43" W

FIREPLACE BTU OPERATION RANGE

MODEL	FUEL	BTU/HR
VCI3032ZM NRB	NG	22,000-33,000
VCI3032ZM PRB	LP	22,000-33,000

