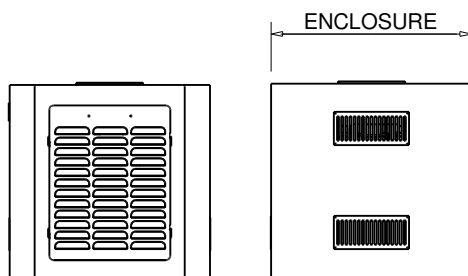
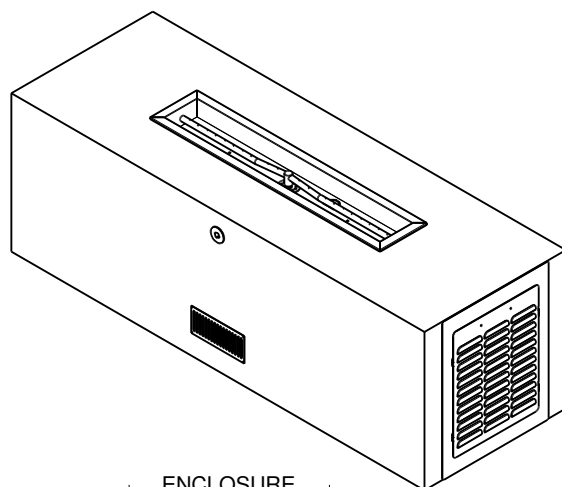
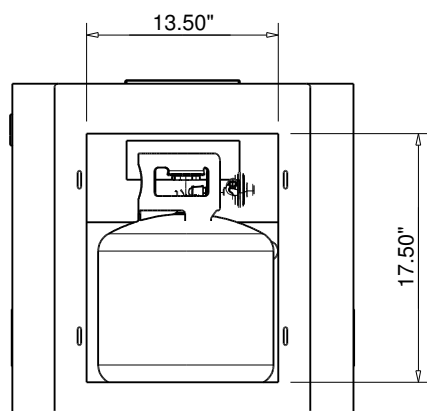
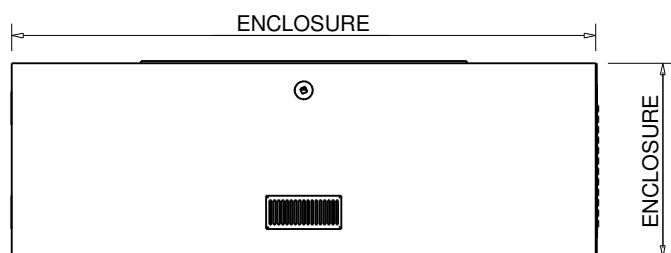
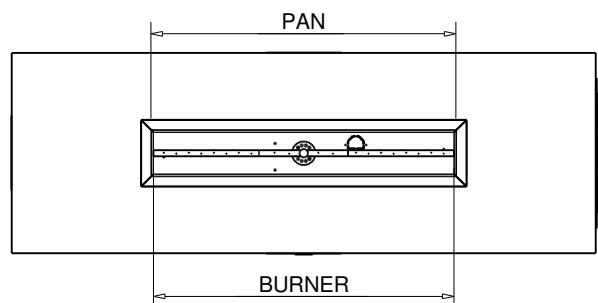




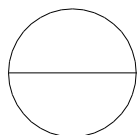
Hearth Products Controls Co FOR COMMERCIAL AND RESIDENTIAL USE



MODEL	BTU	DIMENSION CHART		
		ENCLOSURE	PAN	BURNER
UST54S/FPPK25CEK-LP	90k	54X54X23.5"	25"	18"
UST54S/MLFPK25CEK-LP	65k	54X54X23.5"	25"	18"
UST70X24/36FPPKCEK-LP	90k	70X24X23.5"	36"	35"
UST70X24/36MLFPKCEK-LP	65k	70X24X23.5"	36"	35"
UST80X24/48FPPKCEK-LP	90k	80X24X23.5"	48"	47"
UST80X24/48MLFPKCEK-LP	65k	80X24X23.5"	48"	47"
UST70X24/36X14FPPKCEK-LP	90k	70X24X23.5"	36X14"	30X8"
UST70X24/36X14MLFPKCEK-LP	65k	70X24X23.5"	36X14"	30X8"
UST80X24/49X8FPPKCEK-LP	90k	80X24X23.5"	49X8"	48"
UST80X24/49X8MLFPKCEK-LP	65k	80X24X23.5"	49X8"	48"

Notes:

1. PROPER VENTING
 - ENCLOSURES: Recommend 4 each 18 sq.in. vents
2. GAS SUPPLY - FOR USE WITH SMALL TANKS.
 - LP Gas: Operating Supply Pressure: Minimum: 10.0" W.C.; Maximum: 11.0" W.C.
3. MODIFICATION OF PRODUCT WILL VOID ANY CERTIFICATION AND WARRANTY.
4. FOLLOW ALL MANUFACTURER INSTALLATION INSTRUCTIONS AND LOCAL CODES.
5. ALL DIMENSIONS ARE CONSIDERED TRUE AND REFLECT MANUFACTURER'S SPECIFICATIONS AS OF THE REVISION DATE.
6. DO NOT SCALE DRAWING.
7. THESE DRAWINGS ARE FOR SIZING AND PLANNING PURPOSES. ALL INFORMATION CONTAINED HEREIN WAS CURRENT AT THE TIME OF DEVELOPMENT. THE MANUFACTURER'S RESPONSIBLE FOR THE ACCURACY OF THE DRAWING.
8. CONTRACTOR'S NOTE: FOR PRODUCT AND COMPANY INFORMATION VISIT www.CADdetails.com/info REFERENCE NUMBER 771-073.



READY TO FINISH SQUARE AND RECTANGLE SMALL TANK SERIES