



Wood-fired Oven Combination Cook Stove / Heater

N350 / N350W
N550 / N550W



Excellent warmth and
cooking performance.

With its robust oven and stove top cooking features, the Wood-fired Oven is perfect for remote locations or anywhere wood is the preferred fuel source. Enjoy the ability to cook a roast, pizza or breads, plus enjoy the added benefit of primary heating in spacious living areas.



Wood-fired Oven Combination Cook Stove / Heater

N350 / N350W
N550 / N550W



Features




Supplied with 2 wire cooking racks



Cook Top: Direct radiant heat 1/4" top plate has 2 removable cook rings



Oven temperatures supplied with both a °F and °C thermometer



"Stay Cool" spring handle



The adjustable bypass allows for greater fire and oven temperature control by increasing/decreasing the amount of air into the firebox



With the flue bypass dampener closed, flue gases spill over the internal side plates of the firebox creating a convection cooking effect



Cast iron doors and ceramic glass

N350 / N350W

Dimensions (WxHxD) . . . 21-5/8" x 34" x 21"
54.9cm x 86.3 cm x 54.3cm
Heat Output 30,000 BTU's/hr
Residual Heat Output . . . 750-1,000 sq. ft.
Weight 265 lbs (120.2 KG)
Construction Steel 1/4" & 5/16"
Stove racks 3
Maximum Log 13"
Firebox Volume 1.49 cu.ft
Top Flue Size 6"
Efficiency Rating 78%
5" Cook rings 2

N550 / N550W

Dimensions (WxHxD) . . . 26-5/8" x 33" x 19.6"
67.6cm x 83.8 cm x 49.8cm
Heat Output 65,000 BTU's/hr
Residual Heat Output . . . 2,000-2,500 sq. ft.
Weight 465 lbs (210.9 KG)
Construction Steel 1/4" & 5/16"
Stove racks 3
Maximum Log 19"
Firebox Volume 1.55 cu.ft
Top Flue Size 6"
Efficiency Rating 78%
5" Cook rings 2

Model #	Description	Heat Output	Residual Heat Output	Weight	Warranty ¹	Product Dimensions (WxHxD)	
						Inches	cm
N350	Wood-fire Oven	30,000 BTU's/hr	750-1,000 sq. ft.	265 lbs (120.2 KG)	10 year limited	21-5/8 x 34 x 21	54.9 x 86.4 x 53.3
N350W	Wood-fire Oven (with water jacket)	30,000 BTU's/hr	750-1,000 sq. ft.	265 lbs (120.2 KG)	10 year limited	21-5/8 x 34 x 21	54.9 x 86.4 x 53.3
N550	Wood-fire Oven	65,000 BTU's/hr	2,000-2,500 sq. ft.	465 lbs (210.9 KG)	10 year limited	26-5/8 x 33 x 19-5/8	67.6 x 83.8 x 49.7
N550W	Wood-fire Oven (with water jacket)	65,000 BTU's/hr	2,000-2,500 sq. ft.	465 lbs (210.9 KG)	10 year limited	26-5/8 x 33 x 19-5/8	67.6 x 83.8 x 49.7

Specifications are subject to change. ©2018 Glen Dimplex Americas. ¹Limited warranty.

SE-364-R03-092518

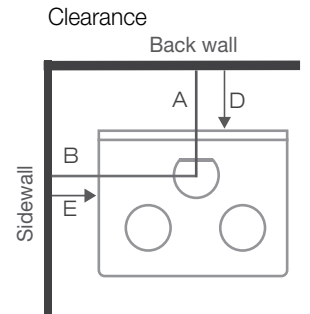
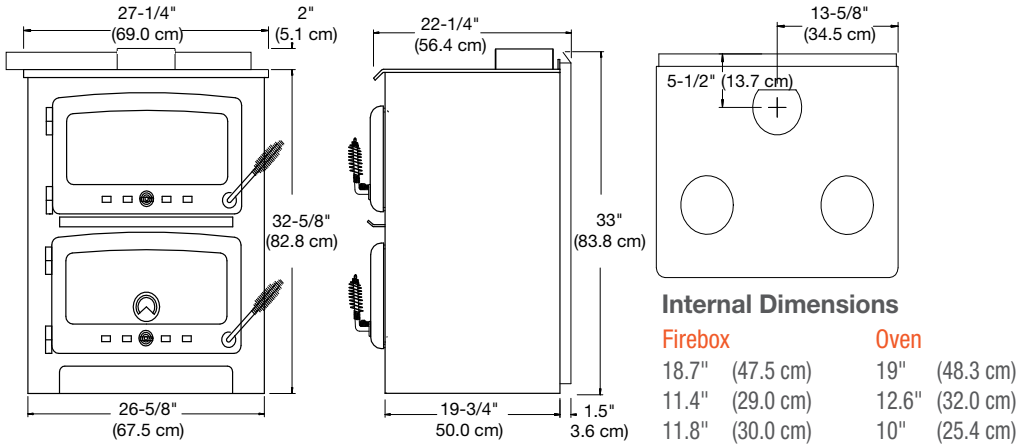


N350 / N350W
N550 / N550W

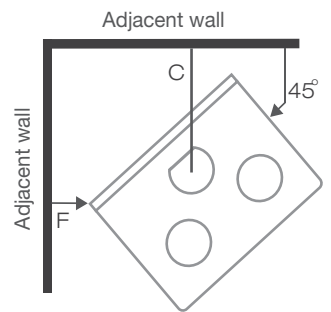
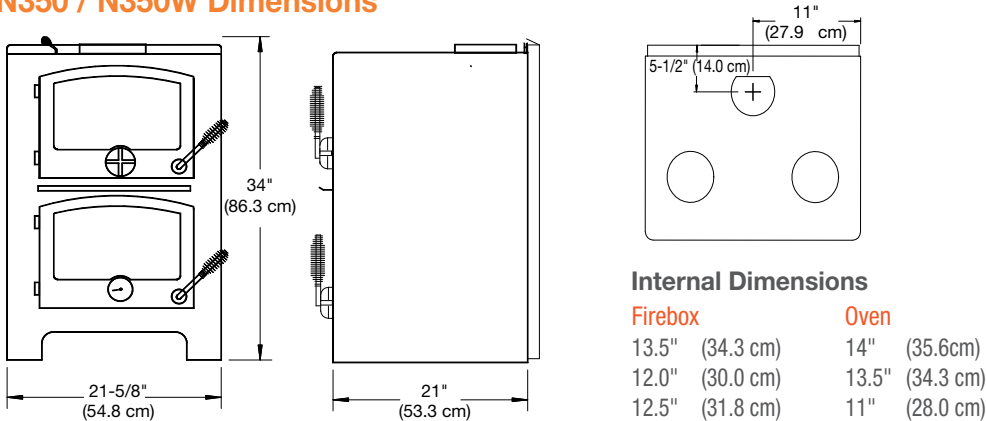
Wood-Fired Oven

Wood-fired oven combined with wood-fire heating

N550 / N550W Dimensions



N350 / N350W Dimensions



Residential installation for Standard Clearances

Installation	Measurement to:	N350/N350W		N550/N550W	
		Single Wall	Double Wall	Single Wall	Double Wall
Standard	Back Wall to Flue Pipe Center	16.5" (41.9 cm)	10.5" (26.7 cm)	12.5" (31.8 cm)	N/A
	Side Wall to Flue Pipe Center	22.0" (55.9 cm)	18.0" (45.7 cm)	22.5" (57.2 cm)	
	Back Wall to Appliance	14.0" (35.6 cm)	8.0" (20.3 cm)	10.0" (25.4 cm)	
	Side Wall to Appliance	14.0" (35.6 cm)	10.0" (25.4 cm)	12.0" (30.5 cm)	
Corner	Wall to Flue Pipe	20.0" (50.8 cm)	15.0" (38.1 cm)	15.0" (38.1 cm)	
	Wall to Appliance	11.5" (29.2 cm)	6.5" (16.5 cm)	6.5" (16.5 cm)	
Ceiling to Appliance Top		51.0" (129.5 cm)	51.0" (129.5 cm)	51.0" (129.5 cm)	

EPA Cookstove Requirements	N350 / N350W	N550 / N550W
(1) Oven volume > 1 cubic foot	1.19 cubic feet with oven rack	1.69 cubic feet with oven rack
(2) Oven thermometer	<input checked="" type="checkbox"/>	<input checked="" type="checkbox"/>
(3) Flame path around oven	<input checked="" type="checkbox"/>	<input checked="" type="checkbox"/>
(4) Ash pan	Ash collection beneath oven	Ash collection beneath oven
(5) Ash clean out beneath oven	Access ash pan through base of oven	Access ash pan through base of oven
(6) No fan or heat channels	<input checked="" type="checkbox"/>	<input checked="" type="checkbox"/>
(7) Cooking surface 1.5 times greater than firebox volume	Cooking surface = 2.6 square feet Firebox volume = 1.49 cubic feet	Cooking surface = 3.4 square feet Firebox Volume = 1.55 cubic feet
(8) At least four sides of oven exposed to flame path	Flame path wraps sides, base, and rear of oven	Flame path wraps sides, base, and rear of oven