

Upton Fireplace Package



Also available with Realogs™: GDS25HL-1253E

The Upton provides a focal point for any dining room setting; this cabinet offers the attributes of a traditional server with the added ambience of a fire display. Finished in rich espresso, the stiletto type legs elevate the cabinet to server height with center legs standing proud of the cabinet to frame the fireplace. The Upton comes complete with both solid wood and glass doors allowing you to choose your preferred style. Behind each raised panel door, there is a storage space with fully adjustable shelves to help organize and showcase china and collectables.

120 V / 1,500 W / 5,118 BTU













Component Storage	Inches			cm		
	W	H	D	W	H	D
A Side shelves	14	9.5*	12	35.6	24.1*	30.5

*Two adjustable shelves.

Model #	Description	Lbs / Kg	UPC	Wty. [†]	Carton Dimensions (WxHxD)		Cube	
					Inches	cm	ft ³	m ³
Package consists of two cartons:								
DM25-1253E	Mantel	117 / 53.2	781052 080294	1 yr.	68-3/8 x 11-1/4 x 20-1/2	173.8 x 28.5 x 52	9.1	0.26
PF2325HG or	25" Multi-Fire XD™ Electric Firebox - Glass Ember Bed	40 / 18.2	781052 095014	1 yr.	30 x 24-3/8 x 14-1/4	76.2 x 61.9 x 36.2	6.0	0.17
PF2325HL	25" Multi-Fire XD™ Electric Firebox - Realogs™	40 / 18.2	781052 095021	1 yr.	30 x 24-3/8 x 14-1/4	76.2 x 61.9 x 36.2	6.0	0.17

Specifications, finishes and dimensions are subject to change. [†]Limited warranty ©2014 Dimplex North America Limited.

Features

- 
Multi-Fire XD™
 The dazzling Multi-Fire XD™ can accurately reproduce a natural wood-burning fire, gas fireplace or a range of ambient light themes that range from moody and hypnotic, to pulsing and vibrant.
- 
Media Bed Options
 Choose from Realogs™, molded from meticulously selected firewood, charred and positioned against the back mirror, maximizing the illusion of depth and authentic burning firewood, or chunks of acrylic ice nested on an ember bed of tumbled glass pieces, giving an alluring and shimmering effect.
- 
gWave™
 The exclusive gWave™ feature brings the fireplace to life with the wave of a hand; customize the settings then simply wave it on and off.
- 
Floating Display™
 Floating on-screen LED display allows you to view temperature settings and functions easily.
- 
Multi-function Remote
 Control 100% of the fireplace features from the comfort of your chair.
- 
ComfortSaver™
 The patented ComfortSaver™ ceramic heating system uses 11% less energy than the leading quartz infrared heater by automatically adjusting fan speed and heater wattage to safely and precisely match the requirements of the room.
- 
ECO mode
 Reduce consumption by 33% with this energy saving setting; limits heat output to 750W for maximum efficiency and quieter operation.
- 
Heat Boost
 Quickly warms a room by delivering maximum heat output for a pre-determined amount of time.
- 
Year-round Enjoyment
 Enjoy the ambience of the flame with or without the heater for year-round enjoyment.
- 
Green
 The green alternative. No harmful particulates or emissions and 100% efficient.
- 
Safe
 Front glass stays cool to the touch.
- 
Instant Ambiance
 Plugs into any standard household outlet.

* Based on national average residential electricity rate. Rates vary.