

# **RUTLAND<sup>®</sup>**

*Hearth & Home*

PRODUCT  
CATALOG



*Trusted in the home and by professionals for over 130 years*

**CUSTOMER FAVORITES**

*These proven RUTLAND® customer favorites are widely recognized as the industry's leading products!*



Page 5



Page 5



Page 11



Page 12



Page 8



Page 5

<b>FIRE STARTERS</b>	<b>5</b>
<b>RAINBOW FLAME® CRYSTALS</b>	<b>5</b>
<b>POLISHES</b>	<b>7</b>
<b>PAINTS</b>	<b>7</b>
<b>CLEANERS</b>	<b>8-9</b>
<b>ACCESSORIES</b>	<b>9</b>
<b>CREOSOTE REMOVERS</b>	<b>11</b>
<b>SOOT REMOVERS</b>	<b>12</b>
<b>MORTARS</b>	<b>13</b>
<b>CEMENTS</b>	<b>14-15</b>
<b>SEALANTS</b>	<b>16</b>
<b>GASKETS &amp; INSULATION</b>	<b>18</b>
<b>GRAPHO GLAS® GASKETING</b>	<b>19</b>
<b>HOME &amp; CHIMNEY</b>	<b>20-21</b>
<b>CHIMNEY SWEEP® CHIMNEY BRUSHES</b>	<b>22</b>
<b>RODS &amp; ADAPTERS</b>	<b>23</b>
<b>WIZARD SYSTEM®</b>	<b>24-30</b>
<b>TLC ADAPTERS</b>	<b>29</b>
<b>INDEX</b>	<b>31</b>



A person is sitting on a log in a forest, wearing a grey sweater and a red and white plaid shirt. They are holding a metal mug with both hands. In the foreground, a campfire is burning brightly in a stone fire pit. To the right of the fire, a silver pot is on the ground. The background is a dense forest with mossy rocks and trees.

# LIFESTYLE

*Make Life Fun*

## FIRE STARTERS

### SAFE LITE® FIRE STARTER SQUARES

Easy to light – even when wet. And they burn up to 10 minutes per square! Only 1 – 2 squares are needed to start a fire. Simply break off one or two squares and set them on wood or pellets. Light by touching a match to the rough edge of a square. These environmentally friendly, non-toxic squares are made of compressed recycled wood chips, paper fiber, and wax.

**50B Carton of 144 Squares**

**50C Carton of 24 Squares**



USE: Fireplace, Wood Stove, Pellet Stove, Fire Pit, Outdoor, Indoor

**⚠ WARNING:** This product can expose you to chemicals including Wood Dust and Soot, which are known to the State of California to cause cancer, and Carbon Monoxide, which is known to the State of California to cause birth defects or other reproductive harm. For more information, go to [www.P65Warnings.ca.gov](http://www.P65Warnings.ca.gov).



### ONE MATCH® FIRE STARTER GEL

A thick, odor-free, gelled fire starter for quickly and easily starting any fire!

**48 8 oz Bottle**

**49 16 oz Bottle**

**49Q 32 oz Bottle**



USE: Fireplace, Wood Stove, Pellet Stove, Fire Pit, Outdoor, Indoor

**⚠ WARNING:** This product can expose you to chemicals including Soot, which is known to the State of California to cause cancer, and Carbon Monoxide, which is known to the State of California to cause birth defects or other reproductive harm. For more information, go to [www.P65Warnings.ca.gov](http://www.P65Warnings.ca.gov).



## RAINBOW FLAME® CRYSTALS

### RAINBOW FLAME® CRYSTALS CANISTER

A family favorite – enjoy beautiful blue and green flames! Simply shake 1/2 cup onto a bed of hot coals. Not for use in gas units or in fires that will be used to prepare food.

**715 1 lb Canister**

USE: Fireplace, Fire Pit, Wood Stove, Outdoor, Indoor

**⚠ WARNING:** This product can expose you to chemicals including Crystalline Silica, which is known to the State of California to cause cancer. For more information, go to [www.P65Warnings.ca.gov](http://www.P65Warnings.ca.gov).



### RAINBOW FLAME® STICKS

A family favorite – enjoy beautiful blue and green flames! Toss the whole stick onto a hot bed of coals. Not for use in gas units or in fires that will be used to prepare food.

**715S 1.45 oz Long Toss-In Stick**

**715C 1.5 oz Short Toss-In Stick**



USE: Fireplace, Wood Stove, Fire Pit, Outdoor, Indoor

715S (24 sticks per display), 715C (36 sticks per display)

**⚠ WARNING:** This product can expose you to chemicals including Crystalline Silica, which is known to the State of California to cause cancer. For more information, go to [www.P65Warnings.ca.gov](http://www.P65Warnings.ca.gov).





# APPEARANCE

*Make Life Sparkle*

## POLISHES

### STOVE POLISH

Use this quality paste on an old, dull, cast iron stove to see it transform into a like-new appearance! Combines three different waxes with some of the blackest pigments to renew and protect cast iron and steel. Non-toxic and non-flammable, this polish can be buffed to a deep lustrous glow, leaving metal looking better than new. Prevents deterioration to the exteriors of stoves, grills, ornamental ironwork, and heating accessories even during extended storage. Not for use on painted, powder-coated, stainless, raw, or sandblasted steel. Black.

70 2.3 fl oz Tube

USE: Outdoor, Indoor



### LIQUID STOVE & GRILL POLISH

Protects cast iron and steel heating and cooking appliances from getting dull and rusty. Apply polish and buff to a high luster to restore that like-new appearance. Safe to use - non-flammable and non-toxic. One bottle should lightly polish an average sized, free-standing wood stove or a large grill. Not for use on painted, powder-coated, sand-blasted, stainless, or raw steel surfaces. Black.

72 8 fl oz Bottle

USE: Outdoor, Indoor



### WILLIAM'S® STOVE POLISH

Brings a low-luster, dark gray finish to any unpainted cast iron appliances. Easy to apply. Buff after drying. Can also be used on wood and coal stoves, barbecues, hibachis, iron pots, iron kettles, and grills. Not for use on painted, powder-coated, sand-blasted, stainless, or raw steel surfaces. Dark Gray.

WI-00710 2.3 fl oz Tube

USE: Outdoor, Indoor



**⚠ WARNING:** Products 70 and WI-00710 can expose you to chemicals including Carbon Black, which is known to the State of California to cause cancer. For more information, go to [www.P65Warnings.gov](http://www.P65Warnings.gov).



## PAINTS

### HI-TEMP PAINTS

Provide both a beautiful flat black finish as well as durability to any stove or grill, and will look great for years while keeping rust at bay. Use outdoors or indoors. Adhere to steel, cast iron, aluminum, and brick, and are great for grills, stoves, smokers, stove pipes, fireplace inserts, furnaces, barbecues, mailboxes, lampposts, fireplace tools, brass, firebrick, and chimney caps. Flat Black.

### PREMIUM 1400°F BRUSH-ON PAINT *with* LOW VOC

81V 16 fl oz Can



### 1200°F HI-TEMP PAINTS

80 12 fl oz Spray Can

81 16 fl oz Can\*



\*Product 81 not sold in the State of California.

**⚠ WARNING:** Products 81V, 80, and 81 can expose you to chemicals including Toluene, which is known to the State of California to cause birth defects or other reproductive harm. For more information, go to [www.P65Warnings.ca.gov](http://www.P65Warnings.ca.gov).



## STOVE, GRILL & HEARTH CONDITIONING GLASS CLEANER

Non-scratching formula consisting of micro-scrubbers that remove baked-on soot, creosote, carbon, and other mineral residues from glass doors of fireplace inserts, and coal-, oil-, and wood-burning stoves. Can be used on stainless steel, chrome, aluminum, porcelain, and tile surfaces. Also great for cleaning ceramic range tops and fiberglass shower doors. Ammonia-free.

**84 8 fl oz Bottle**

USE: Outdoor, Indoor



## WHITE-OFF® GLASS CLEANING CREAM

Specially formulated for the removal of white residue on gas log fireplace glass doors. Non-abrasive and easy to use, this glass cleaning cream does not scratch or cause micropitting. Also great for ceramic range tops, stainless steel, chrome, aluminum, porcelain, ceramic tile, and tempered glass. Ammonia-free.

**565 8 fl oz Bottle**

USE: Outdoor, Indoor



## FIREPLACE GLASS & HEARTH CLEANER

Formulated to remove smoke, soot, and creosote residue from glass doors of fireplaces and hearths. Spray-on cleaner does not contain dangerous acids or ammonia. Just spray on and wipe off – it's that easy! In no time at all, fireplace or stove glass will have that "like-new" appearance for continued enjoyment of leisure fires.

**82 32 fl oz Spray Bottle**

USE: Outdoor, Indoor



**⚠ WARNING:** This product can expose you to chemicals including Soot, which is known to the State of California to cause cancer. For more information go to [www.P65Warnings.ca.gov](http://www.P65Warnings.ca.gov).



## BRICK & STONE CLEANER

Removes stubborn creosote or soot build-up on bricks or stone surrounding a fireplace. Industrial strength solvent will penetrate and dissolve build-up on most any stone or sealed brick without use of dangerous acids. Can also be used on an asphalt roof to remove chimney smoke and grime.

**83-6 16 fl oz Spray Bottle**

USE: Outdoor, Indoor



**⚠ WARNING:** This product can expose you to chemicals including Soot, which is known to the State of California to cause cancer. For more information go to [www.P65Warnings.ca.gov](http://www.P65Warnings.ca.gov).





## CLEANERS

### MAGIC WOOLY BULLY

An odorless, reusable dry glass cleaner that removes soot, creosote, and grime from fireplace and stove glass, ceramic cooktops, and more. Because of its unique design, no liquid or cleaning agent is needed to remove the grime and build-up on glass surfaces.

88 Bag of 2



## ACCESSORIES

### BURN INDICATOR

Monitors the performance of a wood- or coal-burning stove. See the potential for creosote build-up at a glance. Magnetically attaches to vertical, single-wall pipe or cooktop surface of a wood or coal stove. Indicates overheating or low-temperature creosote build-up hazard. Displays temperatures from 100°F to 800°F. Heat-sensitive face will darken in color when exposed to unsafe temperatures.

701-6 1 Magnetic Burn Indicator



### FIREPLACE GLOVES

Made from genuine cowhide leather and lined with cotton fabric. Gloves have a cuff that extends up the forearm for additional protection. Use for fireplaces, wood stoves, grills, and fire pits. These gloves are NOT rated fireproof or flame resistant. To prevent injury, avoid direct contact with open flames or smoldering embers. One size fits most. Red.

702 1 Pair of Gloves

**⚠ WARNING:** This product can expose you to chemicals including Soot, which is known to the State of California to cause cancer, and Carbon Monoxide, which is known to the State of California to cause birth defects or other reproductive harm. For more information, go to [www.P65Warnings.ca.gov](http://www.P65Warnings.ca.gov).



### FIREBOX BRICKS

These medium-duty bricks can be used to build new fireplaces or to replace old or broken bricks in existing fixtures (wood or coal stoves, furnaces, and fireplace inserts). Color may vary. They can also be used to line a fire pit in the backyard or anywhere else a brick is needed that can withstand high temperatures up to 2700°F. Each brick measures 9" x 4.5" x 1.25".

604-1 6 Bricks in Carton



**⚠ WARNING:** This product can expose you to chemicals including Crystalline Silica, which is known to the State of California to cause cancer. For more information go to [www.P65Warnings.ca.gov](http://www.P65Warnings.ca.gov).



### STACK-N-STORE™ STEEL BRACKETS

Set of four heavy-duty, powder-coated corner brackets for building storage racks, shelves, and worktops in almost any size. Build a wood box to keep firewood off the ground to improve drying and to keep it away from pests and decay, or using more than one set, create storage shelves. Just screw or nail these brackets to any length of 2" x 4" lumber and the possibilities are endless!

30360R 4 Brackets Per Box





# MAINTENANCE

# CREOSOTE REMOVERS

## CREOSOTE REMOVER STICK

Makes chimney cleaning easier and helps prevent dangerous chimney fires! This remarkable formula turns creosote into a brushable ash in wood stoves, fireplace inserts, and free-burning fireplaces. Safe to use with all types of chimneys. Just toss entire tube onto a bed of hot coals. Tube burns safely to ash. Use 1 or more tubes per week as needed. Will not damage catalytic converters.

### 97S 3 fl oz Toss-In Stick

USE: Fireplace, Wood Stove, Outdoor, Indoor



36 sticks per display

**⚠ WARNING:** This product can expose you to chemicals including Crystalline Silica, which is known to the State of California to cause cancer. For more information, go to [www.P65Warnings.ca.gov](http://www.P65Warnings.ca.gov).



## CREOSOTE REMOVER CANISTERS (3-PACK)

Contains 3 canisters to prevent creosote build-up in chimneys. Safe to use in all chimneys and wood-burning appliances. Simply toss one canister onto a bed of hot coals to turn sticky, tar-like creosote into brushable ash and prevent further build-up from occurring. Canisters burn safely to ash. Use 1 or more canisters per week as needed. Will not damage catalytic converters.

### 97G Three 3 oz Canisters

USE: Fireplace, Wood Stove, Outdoor, Indoor

Twelve 3-pack boxes per display

**⚠ WARNING:** This product can expose you to chemicals including Crystalline Silica, which is known to the State of California to cause cancer. For more information, go to [www.P65Warnings.ca.gov](http://www.P65Warnings.ca.gov).



## CREOSOTE REMOVER

Keeps creosote build-up at bay! Add 1-2 scoops to a fire once per week or more often as needed. Safe for use in all chimneys and wood-burning appliances. Will not damage catalytic converters.

### 97 1 lb Tub

### 98 2 lb Tub

USE: Fireplace, Wood Stove, Outdoor, Indoor

**⚠ WARNING:** This product can expose you to chemicals including Crystalline Silica, which is known to the State of California to cause cancer. For more information, go to [www.P65Warnings.ca.gov](http://www.P65Warnings.ca.gov).



## LIQUID CREOSOTE REMOVER

Great for all stove and flue types, but best for pellet stoves where granules fall through the burner pan. Spray on an existing fire or pre-treat fuel before adding to a fire to make a chimney safer and more efficient.

### 97L 32 fl oz Spray Bottle

USE: Fireplace, Wood Stove, Pellet Stove, Outdoor, Indoor

**⚠ WARNING:** This product can expose you to chemicals including Soot, which is known to the State of California to cause cancer. For more information, go to [www.P65Warnings.ca.gov](http://www.P65Warnings.ca.gov).



## SOOT REMOVERS

### KWIK-SHOT® SOOT STOPPER STICK

Reduces soot build-up in fireplaces, wood or coal stoves, furnaces, and boilers. Helps prevent dangerous creosote build-up. Just toss entire stick onto a bed of hot coals. Stick burns safely to ash. Stir and leave ashes for maximum effect. Use 1 or more sticks per week as needed.

**100S 3 oz Toss-In Stick**

USE: Fireplace, Wood Stove, Outdoor, Indoor



36 sticks per display

**⚠ WARNING:** This product can expose you to chemicals including Crystalline Silica, which is known to the State of California to cause cancer. For more information, go to [www.P65Warnings.ca.gov](http://www.P65Warnings.ca.gov).



### KWIK-SHOT® SOOT STOPPER CANISTERS (3-PACK)

Contains 3 canisters to control soot build-up in fireplaces, wood or coal stoves, furnaces, and boilers. Helps prevent dangerous creosote build-up. Simply toss one canister onto a bed of hot coals to clean existing soot and prevent further deposits from forming. Canisters burn safely to ash. Use 1 or more canisters per week as needed.

**100G Three 3 oz Canisters**

USE: Fireplace, Wood Stove, Outdoor, Indoor

Twelve 3-pack boxes per display

**⚠ WARNING:** This product can expose you to chemicals including Crystalline Silica, which is known to the State of California to cause cancer. For more information, go to [www.P65Warnings.ca.gov](http://www.P65Warnings.ca.gov).



### SOOT SWEEP® SOOT DESTROYER®

Controls soot build-up in fireplaces, wood or coal stoves, furnaces, and boilers. Add 1-2 scoops to a fire once per week or more often as needed.

**100 1 lb Tub**

**100B 2 lb Tub**

USE: Fireplace, Wood Stove, Outdoor, Indoor

**⚠ WARNING:** This product can expose you to chemicals including Crystalline Silica, which is known to the State of California to cause cancer. For more information, go to [www.P65Warnings.ca.gov](http://www.P65Warnings.ca.gov).



### LOG BRIGHT® GAS LOG SOOT REMOVER

Spray on gas fireplace logs to safely remove and control future soot buildup, giving them a “like new” appearance. Easy to use, this spray-on cleaner does not require scrubbing or wiping off. Use on vented and vent-free liquid propane and natural gas units. Will not discolor ceramic logs or harm burners. Do not use on white birch or fiber logs.

**570-6 16 fl oz Spray Bottle**

USE: Gas Fireplace, Outdoor, Indoor



**⚠ WARNING:** This product can expose you to chemicals including Soot, which is known to the State of California to cause cancer. For more information, go to [www.P65Warnings.ca.gov](http://www.P65Warnings.ca.gov).



## FIREPLACE MORTAR

Perfect for repairing small chips or cracked firebrick, re-pointing mortar joints between firebricks, and bonding firebricks together. Adheres masonry to masonry for brick, firebrick, and stone. Easy to apply with a caulking gun and will last for years. Sets as hard and as strong as firebrick after curing and can withstand the high temperatures produced by a wood fire. 2000°F temperature rating. Requires heat cure.

- 63**    **Black**    **10.3 fl oz Cartridge**
- 63B**    **Buff**    **10.3 fl oz Cartridge**
- 63G**    **Gray**    **10.3 fl oz Cartridge**



USE: Fireplace, Wood Stove, Pellet Stove, Gas Fireplace, Indoor

**⚠ WARNING:** Products 63 and 63G can expose you to chemicals including Carbon Black and Crystalline Silica, which are known to the State of California to cause cancer. For more information, go to [www.P65Warnings.ca.gov](http://www.P65Warnings.ca.gov).

**⚠ WARNING:** Product 63B can expose you to chemicals including Crystalline Silica, which is known to the State of California to cause cancer. For more information, go to [www.P65Warnings.ca.gov](http://www.P65Warnings.ca.gov).



## DRY MIX 211®

A refractory mortar ideal for joining or repairing masonry flue tile in any gas or wood fireplace and wood, coal, or pellet stove chimney. Just add water, mix, and trowel on to seal and join flue tiles. It can also be used as a parge coating (thin over-coat) when building fireboxes to give a fireplace a nice, even, dark gray finish. Meets NFPA 211 Standards and NYSCMA Tek Specifications. 2550°F temperature rating. Does not require (but is stronger with) heat cure.

- 211**    **10 lb Pail**



USE: Fireplace, Wood Stove, Pellet Stove, Gas Fireplace, Indoor

**⚠ WARNING:** This product can expose you to chemicals including Crystalline Silica, which is known to the State of California to cause cancer. For more information, go to [www.P65Warnings.ca.gov](http://www.P65Warnings.ca.gov).



## STOVO® STOVE MORTAR

Ready-to-use, premixed, and general-purpose for repairing or relining firebrick in interior stoves, furnaces, boilers, incinerators, Franklin stoves, barbecues, and fireplaces. Adheres to metal or masonry and will prevent air and gas leaks around flue and chimney joints, ash pit doors, and small cracks between bricks and linings. 2000°F temperature rating. Requires heat cure.

- 615**    **32 oz Tub**



USE: Fireplace, Wood Stove, Pellet Stove, Gas Fireplace, Indoor

**⚠ WARNING:** This product can expose you to chemicals including Crystalline Silica, which is known to the State of California to cause cancer. For more information, go to [www.P65Warnings.ca.gov](http://www.P65Warnings.ca.gov).



*Learn how to properly heat cure by watching our video!*

## REFRACTORY CEMENT

An ideal high-heat cement for masonry joints 1/4" or less. Pre-mixed, easy to trowel, and fiber reinforced, this cement can be used to set, bond, and repair cracked or broken firebricks in stoves, fireplaces, and furnaces as well as for building fireplace boxes. Its thick, smooth consistency makes this cement perfect for use as mortar between firebricks as well as to build fireplace boxes. 2000°F temperature rating. Requires heat cure.

- 610 64 fl oz Tub
- 611 128 fl oz Pail



USE: Fireplace, Wood Stove, Pellet Stove, Gas Fireplace, Indoor

**⚠ WARNING:** This product can expose you to chemicals including Crystalline Silica, which is known to the State of California to cause cancer. For more information, go to [www.P65Warnings.ca.gov](http://www.P65Warnings.ca.gov).



## CASTABLE REFRACTORY CEMENT

An exceptionally strong dry-mix cement that chemically sets and dries as hard as brick. Just add water! Perfect for casting into custom designs because it holds its shape while drying. Can even be used as the sole material when casting a solid stove bed or outdoor oven. 2200°F temperature rating. Does not require heat cure! Color may vary.

- 600 12.5 lb Pail
- 601 25 lb Pail



USE: Fireplace, Wood Stove, Pellet Stove, Gas Fireplace, Outdoor, Indoor

**⚠ WARNING:** This product can expose you to chemicals including Crystalline Silica, which is known to the State of California to cause cancer. For more information, go to [www.P65Warnings.ca.gov](http://www.P65Warnings.ca.gov).



## FIREPLACE PATCH

Dry mix cement, just add water! When dry, sets rock hard and as strong as fire brick. Use to fill a hole or crack in a masonry firebox or repair an outdoor firepit. 2200°F temperature rating. Does not require heat to cure. May be painted once dry. Grainy consistency can be hard to use in very small cracks.

- 62-6 1.5 lb Tub



USE: Fireplace, Wood Stove, Pellet Stove, Gas Fireplace, Outdoor, Indoor

**⚠ WARNING:** This product can expose you to chemicals including Crystalline Silica, which is known to the State of California to cause cancer. For more information, go to [www.P65Warnings.ca.gov](http://www.P65Warnings.ca.gov).



## FURNACE CEMENT

Premixed and ready to use, this is one of the easiest cements to apply. Use this smooth consistency cement to bond and seal metal to metal or metal to masonry joints less than 1/8". Repair a crack, seal the collar to the top of a wood stove, or seal between firebricks and prefabricated fireplace. Use anywhere a quality high-temperature adhesive is required for furnaces, firebrick repair, filling gaps, sealing joints, or gluing ceramic logs. Adheres to metal, stone, and firebricks, creating a permanent smoke- and gas-tight seal. 2000°F temperature rating.

- 64A 8 fl oz Tub
- 64C 10.3 fl oz Cartridge
- 64 16 fl oz Tub
- 65 32 fl oz Tub



USE: Fireplace, Wood Stove, Pellet Stove, Gas Fireplace, Indoor

**⚠ WARNING:** This product can expose you to chemicals including Carbon Black and Crystalline Silica, which are known to the State of California to cause cancer. For more information, go to [www.P65Warnings.ca.gov](http://www.P65Warnings.ca.gov).



# CEMENTS

## E-Z SPREAD FIBERGLASS STOVE GASKET CEMENT

Designed specifically to be the easiest gasket cement for affixing fiberglass gaskets to steel and cast iron. Very easy to spread and control application and will not expand or contract during continued use. 2000°F temperature rating. Black.

77E 2.3 fl oz Tube

78E 10.3 fl oz Cartridge



USE: Fireplace, Wood Stove, Pellet Stove, Gas Fireplace, Indoor

**⚠ WARNING:** This product can expose you to chemicals including Carbon Black and Crystalline Silica, which are known to the State of California to cause cancer. For more information, go to [www.P65Warnings.ca.gov](http://www.P65Warnings.ca.gov).



## STOVE & GASKET CEMENT THE ORIGINAL

This cement pulls double duty because not only can this cement adhere any fiberglass gasket to most any metal, it can also be used to fix those small cracks, pinholes, and leaks in a cast iron stove. Available in a handy squeeze tube or in a larger caulk gun-ready size, this cement will help restore a stove to safe and efficient operation. 2000°F temperature rating. Black.

77 2.3 fl oz Tube

78 10.3 fl oz Cartridge



USE: Fireplace, Wood Stove, Pellet Stove, Gas Fireplace, Indoor

**⚠ WARNING:** This product can expose you to chemicals including Carbon Black and Crystalline Silica, which are known to the State of California to cause cancer. For more information, go to [www.P65Warnings.ca.gov](http://www.P65Warnings.ca.gov).



## HI-TEMP STOVE GASKET ADHESIVE

A clear sodium silicate adhesive perfect for securing fiberglass gaskets to interior stove doors, creating a smoke- and gas-tight seal. 800°F temperature rating.

75S 2 fl oz Bottle



USE: Fireplace, Wood Stove, Coal Stove, Flue, Ash Pit Door, Fire Screen, Indoor



## SEAL IT RIGHT® FLEXIBLE LATEX SEALANT

A non-permanent seal that expands and contracts with heat variations. For use with metal, wood, plastic, masonry, and aluminum. Use to install and maintain direct vent appliances, gas-burning systems, pellet stoves, and metal flues on wood and coal stoves. Easily removed for cleaning and inspection. Not an adhesive. 800°F continuous temperature rating. Black.

- 641C 2.3 fl oz Tube
- 641 10.3 fl oz Cartridge



USE: Fireplace, Wood Stove, Pellet Stove, Gas Fireplace, Indoor

**⚠ WARNING:** This product can expose you to chemicals including Silica and Formaldehyde, which are known to the State of California to cause cancer, and Methanol, which is known to the State of California to cause birth defects or other reproductive harm. For more information, go to [www.P65Warnings.ca.gov](http://www.P65Warnings.ca.gov).



## HIGH HEAT SILICONE SEALANT

A great solution for sealant needs – seals off gases and smoke permanently, with limitless uses in the home or on job sites. Use to seal fireplace inserts, repair solar panels, or seal a chimney cap to withstand wind, rain, and hot smoke. Available in 600°F RTV and 500°F RTV temperature ratings and two colors (Red and Black) as well as Clear.

### 600°F RTV

600°F RTV temperature rating and available in Red and Black. Choose from a handy 2.7 fl oz tube for small repairs or a 10.3 fl oz caulk gun cartridge for larger jobs.

- 76RT Red 2.7 fl oz Tube
- 76R Red 10.3 fl oz Cartridge
- 76B Black 10.3 fl oz Cartridge



USE: Fireplace, Wood Stove, Pellet Stove, Gas Fireplace, Indoor

**⚠ WARNING:** Product 76B can expose you to chemicals including Carbon Black, which is known to the State of California to cause cancer. For more information, go to [www.P65Warnings.ca.gov](http://www.P65Warnings.ca.gov).



### 500°F RTV

500°F RTV temperature rating and available in Black and Clear. Choose from a handy 2.7 fl oz tube for small repairs or a 10.3 fl oz caulk gun cartridge for larger jobs.

- 76 Black 10.3 fl oz Cartridge
- 76A Black 2.7 fl oz Tube
- 76C Clear 10.3 fl oz Cartridge
- 76CT Clear 2.7 fl oz Tube



**⚠ WARNING:** Products 76 and 76A can expose you to chemicals including Carbon Black, which is known to the State of California to cause cancer. For more information, go to [www.P65Warnings.ca.gov](http://www.P65Warnings.ca.gov).





A young woman with blonde hair, wearing a red and black plaid shirt over a white top and blue jeans, is sitting on a wooden table. She is smiling and looking towards the camera. In front of her is a plate of scones, a glass of lemonade, and a chessboard. To her right is a wood-burning stove with a fire burning inside. The background is a rustic brick wall with a wooden mantel. The text "Make Life Easy" is written in a white, cursive font in the upper right quadrant of the image.

*Make Life Easy*

## PIPE INSULATING CEMENT

Insulates pipes to conserve energy. This dry-mix cement forms an easy-to-use paste when mixed with water. Can be used on pipes, fittings, tanks, and boilers to keep them insulated. Adheres to most masonry and metal surfaces. 300° temperature rating. Does not require heat cure.

623 2 lb Bag



**⚠ WARNING:** This product can expose you to chemicals including Crystalline Silica, which is known to the State of California to cause cancer. For more information, go to [www.P65Warnings.ca.gov](http://www.P65Warnings.ca.gov).



## FIBERGLASS INSULATION

An insulation strip with a peel-off, self-adhesive backing that is ideal for forming a smoke- and gas-tight seal between a fireplace insert and existing masonry. For the best performance, replace insulation every time the insert is removed for cleaning.

105 10' Roll



**⚠ WARNING:** This product can expose you to chemicals including Soot, which is known to the State of California to cause cancer. For more information, go to [www.P65Warnings.ca.gov](http://www.P65Warnings.ca.gov).



## STOVE WINDOW GASKETS

Designed to securely seal stove window glass in stove doors and openings. Peel off protective paper and wrap self-adhesive tape over the glass edge. No additional cement is needed. Available in Black with graphite or White.

- |      |       |               |         |
|------|-------|---------------|---------|
| 93   | Black | 4'6" X 11/16" | Bagged  |
| 727  | Black | 80' X 11/16"  | Spoiled |
| 727P | White | 80' X 13/16"  | Spoiled |
| 729  | Black | 90' X 13/16"  | Spoiled |


**⚠ WARNING:** These products can expose you to chemicals including Soot, which is known to the State of California to cause cancer. For more information, go to [www.P65Warnings.ca.gov](http://www.P65Warnings.ca.gov).



93



Learn how to replace a stove door gasket by watching our video!



93

727

727P

## GRAPHO-GLAS® STOVE GASKETS

Graphite impregnated, braided fiberglass gasketing engineered to provide superior sealing, protection, and longevity. Also resist abrasion, creosote and soot adhesion, and temperatures up to 1000°F. Used by major stove manufacturers and to replace worn-out gaskets in wood and coal stoves or fireplace inserts. Annual replacement of stove gaskets ensures a tight seal for maximum airtight operation and efficiency.

### KITS (Includes Gasket & Fiberglass Stove Gasket Cement)

95A-6	7' x 5/16"	Rope
95-6	7' x 5/8" x 3/16"	Flat
95W-6	7' x 3/4" x 1/4"	Flat
96-6	7' x 3/8"	Rope
96N-6	7' x 1/2"	Rope
96W-6	7' x 5/8"	Rope
99-6	7' x 3/4"	Rope
99N-6	7' x 7/8"	Rope



96N-6

Also available by the foot upon request. Call 800-544-1307 for pricing.

**⚠ WARNING:** Products listed above can expose you to chemicals including Carbon Black and Crystalline Silica, which are known to the State of California to cause cancer. For more information, go to [www.P65Warnings.ca.gov](http://www.P65Warnings.ca.gov).

### BAGGED (Cement not included)

90	7' x 5/8" x 3/16"	Flat
91	7' x 3/8"	Rope
91N	7' x 1/4" - 5/16"	Rope
92	5' x 1/2" - 5/8"	Rope
92W	7' x 3/4"	Rope
94N	5'4" x 7/8"	Rope
94	6' x 1"	Rope



94

### Gasket Spool Display

Holds 5-6 gasket spools with convenient measuring tape. Black.

**108E 24" x 12"**



### SPOOLS

720	157' x 5/8" x 3/16"	Flat
721	200' x 5/16"	Rope
721N	200' x 1/4"	Rope
722	132' x 3/8"	Rope
723	88' x 1/2"	Rope
723W	100' x 7/16"	Rope
724	65' x 5/8"	Rope
725	47' x 3/4"	Rope
725W	40' x 7/8"	Rope
726	25' x 1"	Rope
516GG	75' x 5/16"	Griddle Gasket



516GG

724

720

## WHITE FIBERGLASS GASKETS

### SPOOLS

721P	200' x 5/16"	Rope
726P*	25' x 1"	Rope
78LA*	25' x 7/8"	Lopi Rope

\*Special Order, Please Call.

Check Out Our Gasket Cements & Adhesives on Page 15!

**⚠ WARNING:** Products on this page can expose you to chemicals including Soot, which is known to the State of California to cause cancer. For more information, go to [www.P65Warnings.ca.gov](http://www.P65Warnings.ca.gov).

721P

## #7 WET OR DRY ROOF PATCH

A long-lasting roof patch that seals leaks to stop home water damage. Easily applied to almost any roofing material and can even be applied when raining. Excellent for patching worn roofing or sealing flashing, gutters, downspouts, eaves, ventilators, skylights, cornices, and roof edges. Not for use on rubber surfaces.

510 10.3 fl oz Cartridge



**⚠ WARNING:** This product can expose you to chemicals including Palygorskite fibers (> 5 mm in length), which is known to the State of California to cause cancer. For more information go to [www.P65Warnings.ca.gov](http://www.P65Warnings.ca.gov).



## CONCRETE & MASONRY PATCH

Weather-resistant and easy to apply. This multi-purpose cement patch dries hard and tough with a natural concrete finish. Useful for repointing and making small repairs to broken mortar in chimneys, steps, sidewalks, foundations, windowsills, and fireplace faces. Not high-heat rated.

89 10.3 fl oz Cartridge



**⚠ WARNING:** This product can expose you to chemicals including Crystalline Silica, which is known to the State of California to cause cancer. For more information, go to [www.P65Warnings.ca.gov](http://www.P65Warnings.ca.gov).



## DAMP GONE®

Eco-friendly and reusable. Attracts and absorbs water, dampness, and humidity in small and enclosed spaces. Excellent for use where dehumidifiers or air conditioners aren't practical. Place in storage chests, small closets, under sinks, display cases, gun cabinets, tool boxes, lockers, safes, laundry rooms, bathrooms, boats, sail lockers, engine compartments, and car or RV to eliminate moisture and absorb musty odors. A 12 oz bag lasts for months, depending on application size. Move to a dry location to reactivate, or bake it dry with an oven or microwave (directions included). This process can be repeated for years.

620 12 oz Bag



## "CLEAR THE AIR" ODOR REMOVER

Removes unwanted odors from smoke, pets, fire damage, or fuel oils. Eliminates and encapsulates offensive odors and leaves a light, fresh, clean scent. Great for use in bathrooms, diaper pails, trash cans, basements, carpets, vehicles, and hotel rooms. TSA-approved travel size!

86T 2 fl oz Spray Bottle



## WATER GLASS CEMENT FLOOR SEALER

This unique formula is a multi-use sealant and adhesive. When diluted, it becomes an excellent stain-resistant concrete sealant. Use full-strength for an effective and inexpensive adhesive for sealing gaskets, cartons, and applying labels.

146 1 gal Jug



USE: Indoor



## WATER STOPPER HYDRAULIC CEMENT

A 6200 psi compressive strength dry-mix cement that sets in 5 minutes to quickly stop water leaks and seepage in masonry, even while under pressure. Many uses include swimming pool repair, leaking water storage containers, basement walls with cracks or frost damage, and anchoring cement.

416 9.5 lb Pail



**⚠️ WARNING:** This product can expose you to chemicals including Crystalline Silica, which is known to the State of California to cause cancer. For more information, go to [www.P65Warnings.ca.gov](http://www.P65Warnings.ca.gov).



# CHIMNEY SWEEP® BRUSHES

## CHIMNEY SWEEP® WIRE CHIMNEY BRUSHES

Designed with the homeowner in mind, these brushes have an open, single spiral construction with 6" of fill, plated shafts, and 1/4" NPT threading for easy coupling with fiberglass rods or pull rings. Oil-tempered spring wire. Use in cool chimney only. Use with *RUTLAND®* Rods 10624, 10672, and KRK-18 on page 23.

### ROUND WIRE

16406 6" Round  
16408 8" Round  
16409 9" Round  
16410 10" Round

### SQUARE WIRE

16506 6" Square  
16507 7" Square  
16508 8" Square  
16510 10" Square  
16511 11" Square  
16512 12" Square



### RECTANGULAR WIRE

36531 6" x 10" Rectangular  
16532 7" x 11" Rectangular  
16533 8" x 12" Rectangular

## CHIMNEY SWEEP® ROUND POLY CHIMNEY BRUSHES

Specially designed for insulated metal chimneys, stainless steel, or metal stove pipes. These sturdy poly brushes have 6" of fill and are acid resistant. Fittings are 1/4" NPT threading. Use in cool chimney only. Use with *RUTLAND®* Rods 10624, 10672, and KRK-18 on page 23.

16906 6" Round Poly  
16908 8" Round Poly



## CHIMNEY SWEEP® PELLET STOVE & DRYER VENT BRUSHES

Designed to clean both pellet stove vents and dryer vents. Brushes can easily navigate a sharp turning radius without getting caught in elbows. Brush filament is 0.020" poly. For light cleaning only. For heavier buildups, use *RUTLAND®* Pellet Stove Brushes PS-3, PS-4, or PS-5, shown below.

17409 3" Brush with 10' Flexible Handle  
17410 4" Brush with 10' Flexible Handle  
17419 3" Brush with 20' Flexible Handle  
17420 4" Brush with 20' Flexible Handle



17409

## CHIMNEY SWEEP® PELLET STOVE BRUSHES

Made with poly bristles and available in 3", 4", and 5" round sizes. Heavy-duty ball tip guides brushes through narrow offsets and bends. Designed for heavy cleaning. Fittings are 1/4-20 thread. Use with *RUTLAND®* Rods 25P-5 and PSR-20 on page 23.

PS-3 3" Round Poly  
PS-4 4" Round Poly  
PS-5 5" Round Poly



**⚠ WARNING:** Products on this page can expose you to chemicals including Soot, which is known to the State of California to cause cancer. For more information, go to [www.P65Warnings.ca.gov](http://www.P65Warnings.ca.gov).

## RODS & ADAPTERS

### FIBERGLASS CHIMNEY BRUSH EXTENSION RODS

Designed with the DIY homeowner in mind. Rods are available individually in lengths of 4' and 6' and use 1/4" NPT threading to connect to a chimney brush. Attach to a **RUTLAND® Chimney Sweep® Wire or Poly Brush** to clean a chimney from the top down or up through the open fireplace. The fiberglass is flexible enough to handle slight offsets, but not enough to bend around sharp corners. Cleaning in an up-and-down motion with these rods will provide the power necessary for a satisfactory result.

<b>10624</b>	<b>4'</b>	<b>Individual Rod</b>	<b>Bends &lt;90°</b>
<b>10672</b>	<b>6'</b>	<b>Individual Rod</b>	<b>Bends 90°</b>
<b>KRK-18</b>	<b>18'</b>	<b>Kit (Six 3' Rods)</b>	<b>Bend 45°</b>

**⚠ WARNING:** This product can expose you to chemicals including Soot, which is known to the State of California to cause cancer. For more information, go to [www.P65Warnings.ca.gov](http://www.P65Warnings.ca.gov).



10624

KRK-18

### FLEXIBLE POLY PELLET STOVE RODS

Poly rods designed to easily maneuver through 30° and 45° offsets, 0.250" diameter. Use with **RUTLAND® Chimney Sweep® Pellet Stove Brushes**.

<b>25P-5</b>	<b>5'</b>	<b>Individual Rod</b>	<b>Bends 360°</b>
<b>PSR-20</b>	<b>20'</b>	<b>Kit (Eight 2.5' Rods)</b>	<b>Bend 360°</b>

**⚠ WARNING:** This product can expose you to chemicals including Soot, which is known to the State of California to cause cancer. For more information, go to [www.P65Warnings.ca.gov](http://www.P65Warnings.ca.gov).



25P-5

PSR-20

### PULL RING - HOMEOWNER

Designed for the DIY homeowner to attach to **RUTLAND® Extension Rods** to provide an attachment point for ropes to pull **RUTLAND® Chimney Sweep® Cleaning Brushes** through a chimney during cleaning. Available with 1/4" NPT threading.

<b>16202</b>	<b>1/4" NPT</b>
<b>W38PTL</b>	<b>3/8" NPT</b>
<b>16202T</b>	<b>Torque Lock Connector (TLC)</b>

**⚠ WARNING:** This product can expose you to chemicals including Soot, which is known to the State of California to cause cancer. For more information, go to [www.P65Warnings.ca.gov](http://www.P65Warnings.ca.gov).



W38PTL

### REDUCER

Allows use of mismatched brushes and rods. Female connectors on both sides will adapt a brush and rod set to match each other. Product 1438 converts 1/4" NPT to 3/8" NPT, and 1439 converts 1/4" NPT to 1/4-20 threading.

<b>1438</b>	<b>1/4" to 3/8" NPT</b>
<b>1439</b>	<b>1/4" NPT to 1/4-20 Threading</b>

**⚠ WARNING:** This product can expose you to chemicals including Soot, which is known to the State of California to cause cancer. For more information, go to [www.P65Warnings.ca.gov](http://www.P65Warnings.ca.gov).




1438

# PROFESSIONAL



**Wizard System**

*RUTLAND® leads the way in professional products designed to meet the rugged requirements of professional chimney sweeps with our trusted Wizard System® - featuring the unique Torque Lock Connector design for easy connections between RUTLAND® brushes, rods, and adapters.*

**TORQUE LOCK**  
  
**CONNECTOR**



## MASTER SWEEP® CHIMNEY BRUSHES

RUTLAND® Master Sweep® is the premier chimney brush that sets the industry standard with RUTLAND®'s unique Torque Lock Connector. This long-lasting professional brush withstands the demanding use of busy chimney sweeps. Master Sweep® brushes clean chimneys more thoroughly and outlast all others. They have a heavy-duty double spiral 0.177" diameter spindle design and 7" of fill (two-on-two high-density oil-tempered 22-gauge wire bristles), creating uniform rugged bristle distribution. Use with RUTLAND® Torque Lock Connector (TLC) Rods shown on page 26.

### ROUND WIRE

MST-5	5" Round
MST-6	6" Round
MST-7	7" Round
MST-8	8" Round
MST-9	9" Round
MST-10	10" Round
MST-11	11" Round
MST-12	12" Round

### SQUARE WIRE

MST-66	6" Square
MST-77	7" Square
MST-88	8" Square
MST-99	9" Square
MST-1111	11" Square
MST-1212	12" Square
MST-1414	14" Square

### RECTANGULAR WIRE

MST-610	6" x 10"	Rectangular
MST-711	7" x 11"	Rectangular
MST-812	8" x 12"	Rectangular
MST-913	9" x 13"	Rectangular
MST-1014	10" x 14"	Rectangular



## ROUND POLY PRO CHIMNEY BRUSHES

Designed with the professional in mind for cleaning insulated metal chimneys, stainless steel, or metal stove pipes. These long-lasting, sturdy poly brushes have 7" of fill and are acid resistant. 0.075" poly filaments.

PBT-5	5" Round
PBT-6	6" Round
PBT-7	7" Round
PBT-8	8" Round
PBT-9	9" Round
PBT-10	10" Round



**⚠ WARNING:** Products on this page can expose you to chemicals including Soot, which is known to the State of California to cause cancer. For more information, go to [www.P65Warnings.ca.gov](http://www.P65Warnings.ca.gov).

## MASTER SWEEP® FLAT WIRE CHIMNEY BRUSHES

Made for top-down sweeping from the roof. Brush filament is a flat galvanized wire twisted in an evenly spaced spiral configuration. This brush has the same spindle construction as the round wire brush. Bristles will not spring back to their original shape if they are jammed past a damper frame. Use with *RUTLAND*® Torque Lock Connector Rods shown below.

### SQUARE FLAT WIRE

- MSFT-77 7" Square
- MSFT-88 8" Square
- MSFT-1212 12" Square

### RECTANGULAR FLAT WIRE

- MSFT-711 7" x 11" Rectangular
- MSFT-812 8" x 12" Rectangular



## TORQUE LOCK CONNECTOR (TLC) FIBERGLASS EXTENSION RODS

### BLACK

Commercial grade, heavy duty. 0.440" diameter. Use with *RUTLAND*® Master Sweep® Chimney Brushes shown above. Not for spinning. Black.

- 59FT-4 4' Black TLC Bends 45°
- 59FT-5 5' Black TLC Bends <90°
- 59FT-6 6' Black TLC Bends 45°

### YELLOW

Commercial grade, super duty. 0.480" diameter. Use with *RUTLAND*® Master Sweep® Chimney Brushes shown above. Not for spinning. Yellow.

- 60XT-6 6' Yellow TLC Rod Bends <45°

Rods bend approximately as indicated. Degree of bending will vary depending on environment.



**⚠ WARNING:** Products on this page can expose you to chemicals including Soot, which is known to the State of California to cause cancer. For more information, go to [www.P65Warnings.ca.gov](http://www.P65Warnings.ca.gov).

**PROFLEX® POLY RODS with TORQUE LOCK CONNECTOR**

Superior flexibility makes RUTLAND® ProFlex® Poly Rods the tools of choice for cleaning from below and when going through sharp bends, offsets, breeches, or thimbles. Can be maneuvered where others fail to reach. ProFlex® heavy-duty polypropylene rods have rust-proof fittings flush with the rod, eliminating hang-ups on flue tiles. Available in two sizes: 3/4" diameter x 3' length and 7/8" diameter by 5' length. Interchangeable. Not for spinning.

**PFT-34-3**      **3/4" x 3'**                      **Bends 45°**  
**PFT-78-5**      **7/8" x 5'**                      **Bends >45°**



**SWEEPSALL® BRUSHES with TORQUE LOCK CONNECTOR**

Tough, acid-resistant nylon bristles for use on masonry or metal flues. Especially suited to cleaning offset chimneys and flues relined with flexible pipe where creosote is not a problem. Soft, floppy bristles allow the brush – regardless of size – to fit most standard flues and will not damage or score liners. Use with RUTLAND® ProFlex® Rods shown above.

**PFT-8**                      **8"**  
**PFT-12**                    **12"**  
**PFT-16**                    **16"**



**CYCLONE BRUSH with TORQUE LOCK CONNECTOR**

An excellent brush for cleaning smoke chambers. Bristles are 11" long. When used with ProKleen® drill and rod system shown on page 28, they spread out and clean efficiently. Use with RUTLAND® ProFlex® Rods shown above.

**227T**                      **11" Bristle**



**DUCT CLEANING BRUSHES with TORQUE LOCK CONNECTOR**

Designed and manufactured for cleaning air ducts or other applications where a vigorous scrubbing action is not required. Floppy polypropylene bristles provide a gentle action that dislodges build-up in duct systems, allowing easy removal with a HEPA vacuum.

**PBXT-12**                **12"**  
**PBXT-16**                **16"**



**⚠ WARNING:** Products on this page can expose you to chemicals including Soot, which is known to the State of California to cause cancer. For more information, go to [www.P65Warnings.ca.gov](http://www.P65Warnings.ca.gov).

**PROKLEEN® BUILD-A-WIZARD SYSTEM  
TOOLS FOR SPINNING**

RUTLAND® puts the right tools in the hands of professional sweeps with a flexible cleaning system that performs dependably! The ProKleen® Build-A-Wizard System lets the professional be the decision maker about how to best meet the specific needs of chimney cleaning customers.

For fast and efficient work results, just choose the drill adapter, rods, and tools needed from the Build-A-Wizard System!

Use with a heavy-duty (minimum 5.4 Amp and 850 RPM), variable speed, reversible, 1/2" electric drill.

Call RUTLAND® for answers to your questions!

**ROTARY LOOP CREOSOTE REMOVER**

Unique patented rotary action safely and effectively removes thin layers of accumulated glazed creosote and crust. Loops wipe sides and corners of clay flue tiles to remove build-up and reach liner in minutes. Also scores heavier concentrations of surface glaze for faster penetration of liquid creosote remover treatments.

**WRL-100T**

Wizard Assembly with 14" Loop, TLC Loop Adapter, and TLC 2" Starter Rod (57ST-2 shown below right)

**WRL-100RK**

Wizard Assembly with 14" Loop, TLC Loop Adapter, and ProKleen® Adapter (fits 57ST rods only)

- WRL-14**      14" Replacement Loop with U-Bolt
- WRL-24**      24" Replacement Loop with U-Bolt

**PROKLEEN® STEEL RODS with TLC**


Steel rods are 1/4" diameter. When used with 1/2" electric drill, TLC fittings ensure tools may be rotated in either direction without separation.

- 57ST-2**      2"      Starter
- 57ST-10**    10"     Starter
- 57ST-25**    2.5'    Extension
- 57ST-50**    5'      Extension

**WIZARD SYSTEM® PARTS**

Handle any task with these additional parts! Call RUTLAND® for more information.

- |                     |                                   |                       |                                      |
|---------------------|-----------------------------------|-----------------------|--------------------------------------|
| <b>WIZ-DISK</b>     | Wizard Disk                       | <b>WIZ-ADPTWASHER</b> | Washer for WIZ-PFADPT and WIZ-PKADPT |
| <b>WIZ-UBOLT</b>    | U-Bolt for Wizard Disk            | <b>WIZ-ADPTNUT</b>    | Nut for WIZ-PFADPT and WIZ-PKADPT    |
| <b>WIZ-UBOLTNUT</b> | Nut for U-Bolt                    | <b>WIZ-LOOP14</b>     | 14" Loop (one loop only)             |
| <b>WIZ-TLCADPT</b>  | Wizard Adapter for TLC Rods       | <b>WIZ-LOOP24</b>     | 24" Loop (one loop only)             |
| <b>WIZ-PFADPT</b>   | Wizard Adapter for ProFlex® Rods  | <b>WIZ-CHAIN</b>      | 11" Replacement Chain                |
| <b>WIZ-PKADPT</b>   | Wizard Adapter for ProKleen® Rods | <b>WIZ-CHAINCON</b>   | Connector for WIZ-CHAIN              |



**CHAIN TYPE CREOSOTE REMOVER with TLC**

Consists of three steel chains mounted with quick links to a center flange. Quick links allow simple and easy chain adjustment to accommodate various flue sizes. Chains spin out to chip away at third-degree creosote glaze without damaging sound tiles. Can be used from either top or bottom of flue. Use only on masonry tiles.

**WTBT-16 Chain Type Creosote Remover with TLC**



**⚠ WARNING:** Products on this page can expose you to chemicals including Soot, which is known to the State of California to cause cancer. For more information, go to [www.P65Warnings.ca.gov](http://www.P65Warnings.ca.gov).

RUTLAND® Torque Lock Connector (TLC) Adapters allow gradual transition to the RUTLAND® Wizard System® TLC line of products. A variety of choices is offered to satisfy the needs of professional sweeps!

### NPT – NATIONAL PIPE THREAD

- 14FTF 1/4" NPT female / TLC female
- 14MTM 1/4" NPT male / TLC male
- 38FTF 3/8" NPT female / TLC female
- 38MTM 3/8" NPT male / TLC male



### PROFLEX® – PF SERIES (ACME THREAD)

- PFMTF ProFlex® Course Thread male / TLC female
- PFFTM ProFlex® Course Thread female / TLC male



### PROKLEEN® – WTB SERIES & 57S SERIES (PROKLEEN TOOLS)

- PKMTF ProKleen® male / TLC female
- PKFTM ProKleen® female / TLC male



### WIZARD SYSTEM®

- WRL-ADPT Wizard Loop Adapter with TLC



### TLC ADAPTER CHART

Use this handy chart to select the right adapters for connecting professional rods and brushes!

Adapter	Use With	Going To
14FTF	1/4" NPT Brush	TLC Rod
38FTF	3/8" NPT Brush	TLC Rod
PFMTF	SweepsAll® Brush PF Series (Acme Threading)	TLC Rod PFT Series
PKMTF	ProKleen® Tools	TLC ProKleen® Rod
WRL-ADPT	Wizard Loop (WRL Series)	TLC Rod
14MTM	TLC Brush	1/4" NPT Rod
38MTM	TLC Brush	3/8" NPT Rod
PFFTM	TLC SweepsAll® PFT Series	ProFlex® Rod PF Series (Acme Threading)
PKFTM	TLC ProKleen® Tools WTBT Series	ProKleen® Rod 57S Series

## TILE BREAKERS *with TLC*

Attach to *RUTLAND® ProKleen®* Steel Rods and power with a 1/2" electric drill. These weighted tools spin in eccentric circles to break out clay flue tiles quickly!

- WTBT-44**      **Small**
- WTBT-46**      **Large**
- WTBT-44HD**    **Double**



WTBT-44



WTBT-46



WTBT-44HD

## ROD CADDY

Constructed of heavy-duty nylon fabric, this convenient carrying case was developed for the professional sweep. Special pouch for 3' rods, a pocket for smaller items, and two snap rings for flashlights, etc. Can carry either *RUTLAND® ProFlex®* or Fiberglass Rods. Black.

- AWS-850**      **Black**



**⚠ WARNING:** Products on this page can expose you to chemicals including Soot, which is known to the State of California to cause cancer. For more information, go to [www.P65Warnings.ca.gov](http://www.P65Warnings.ca.gov).



# PRODUCT INDEX

PRODUCT NO.	PAGE NO.	PRODUCT NO.	PAGE NO.	PRODUCT NO.	PAGE NO.	PRODUCT NO.	PAGE NO.
14FTF	29	92	19	723W	19	MST-99	25
14MTM	29	92W	19	724	19	MST-610	25
25P-5	23	93	18	725	19	MST-711	25
38FTF	29	94	19	725W	19	MST-812	25
38MTM	29	94N	19	726	19	MST-913	25
48	5	95-6	19	726P	19	MST-1014	25
49	5	95A-6	19	727	18	MST-1111	25
49Q	5	95W-6	19	727P	18	MST-1212	25
50B	5	96-6	19	729	18	MST-1414	25
50C	5	96N-6	19	1438	23	PBT-5	25
57ST-2	28	96W-6	19	1439	23	PBT-6	25
57ST-10	28	97	11	10624	23	PBT-7	25
57ST-25	28	97G	11	10672	23	PBT-8	25
57ST-50	28	97L	11	16202	23	PBT-9	25
59FT-4	26	97S	11	16202T	23	PBT-10	25
59FT-5	26	98	11	16406	22	PBXT-12	27
59FT-6	26	99-6	19	16408	22	PBXT-16	27
60XT-6	26	99N-6	19	16409	22	PFFTM	29
62-6	14	100	12	16410	22	PFMTF	29
63	13	100B	12	16506	22	PFT-8	27
63B	13	100G	12	16507	22	PFT-12	27
63G	13	100S	12	16508	22	PFT-16	27
64	14	105	18	16510	22	PFT-34-3	27
64A	14	108E	19	16511	22	PFT-78-5	27
64C	14	146	21	16512	22	PKFTM	29
65	14	211	13	16532	22	PKMTF	29
70	7	227T	27	16533	22	PS-3	22
72	7	416	21	16906	22	PS-4	22
75S	15	510	20	16908	22	PS-5	22
76	16	516GG	19	17409	22	PSR-20	23
76A	16	565	8	17410	22	W38PTL	23
76B	16	570-6	12	17419	22	WI-00710	7
76C	16	600	14	17420	22	WIZ-ADPTNUT	28
76CT	16	601	14	30360R	9	WIZ-ADPTWASHER	28
76R	16	604-1	9	36531	22	WIZ-CHAIN	28
76RT	16	610	14	AWS-850	30	WIZ-CHAINCON	28
77	15	611	14	KRK-18	23	WIZ-DISK	28
77E	15	615	13	MSFT-77	26	WIZ-LOOP14	28
78	15	620	20	MSFT-88	26	WIZ-LOOP24	28
78E	15	623	18	MSFT-711	26	WIZ-PFADPT	28
78LA	19	641	16	MSFT-812	26	WIZ-PKADPT	28
80	7	641-C	16	MSFT-1212	26	WIZ-TLCADPT	28
81	7	701-6	9	MST-5	25	WIZ-UBOLT	28
81V	7	702	9	MST-6	25	WIZ-UBOLTNUT	28
82	8	715	5	MST-7	25	WRL-14	28
83-6	8	715C	5	MST-8	25	WRL-24	28
84	8	715S	5	MST-9	25	WRL-100RK	28
86T	20	720	19	MST-10	25	WRL-100T	28
88	9	721	19	MST-11	25	WRL-ADPT	29
89	20	721N	19	MST-12	25	WTBT-16	28
90	19	721P	19	MST-66	25	WTBT-44	30
91	19	722	19	MST-77	25	WTBT-46	30
91N	19	723	19	MST-88	25	WTBT-44HD	30

Contact **RUTLAND**® Customer Service  
to speak to one of our experienced professionals!

Connect with us!



*Check out our  
RUTLAND PRODUCTS YouTube channel  
for product and how-to videos!*



1430 Environ Way  
Chapel Hill, NC 27517  
800-544-1307  
802-775-5519  
Fax: 802-775-5262  
Email: [Sales@rutland.com](mailto:Sales@rutland.com)  
[rutland.com](http://rutland.com)

Copyright © Rutland® Products  
RC-0192

