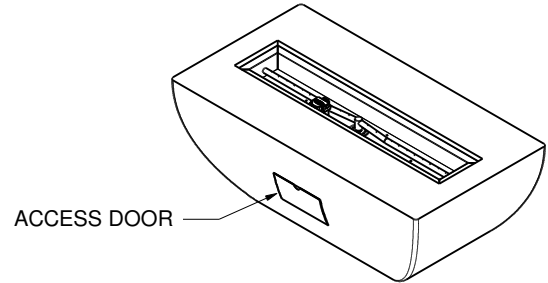
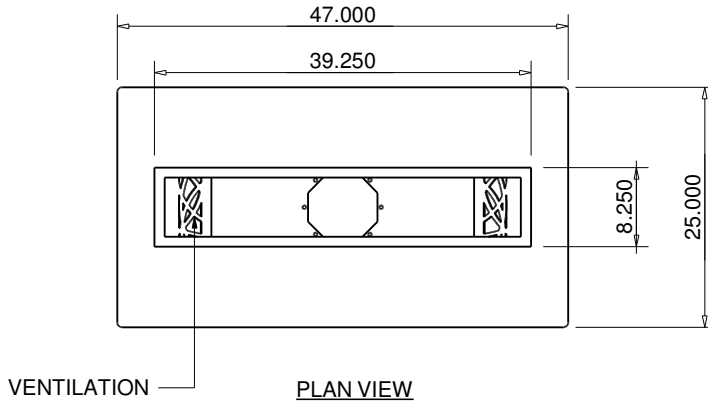
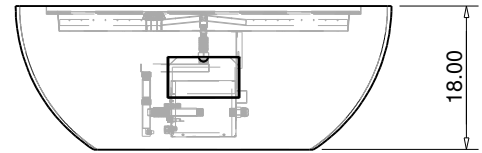




Hearth Products Controls Co
CSA CERTIFIED FIRE PIT INSERT
OUTDOOR USE ONLY
FOR COMMERCIAL AND RESIDENTIAL USE



ISOMETRIC VIEW

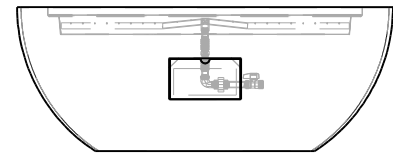


ELECTRONIC IGNITION OPTION

MATERIAL:
 FIRE BOWL INSERT - 304 STAINLESS STEEL
 ENCLOSURE - COPPER

PART NUMBER	BURNER TYPE	IGNITION	STND BTU	VOLTAGE
PHOEN47X25/TRGH-EI	LINEAR	ELECTRONIC	75K	120VAC/24VAC
PHOEN47X25/TRGH-FPPK	LINEAR	SPARK	75K	-
PHOENX47X25/TRGH-MLFPK	LINEAR	MATCH LIT	65K	-

PUSH BUTTON/FLAME SENSING OPTION



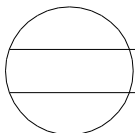
MATCH LIT OPTION

Notes:

1. PROPER VENTING
 - ENCLOSURES: Ventilation is featured on 2 opposing sides.
2. GAS SUPPLY - FOR USE WITH FIXED PIPING SYSTEMS ONLY - NOT FOR USE WITH SMALL TANKS.
 - Natural Gas: Operating Supply Pressure: Minimum: 6.0" W.C.; Maximum: 7.0" W.C.
 - LP Gas: Operating Supply Pressure: Minimum: 10.0" W.C.; Maximum: 11.0" W.C.

IMPORTANT: Ensure any flex line that may be used from the permanent main fuel supply to the product is rated to the stated max btu of the product and certified to ANSI Z21.75*CSA 6.27.

3. MODIFCATION OF PRODUCT WILL VOID ANY CERTIFICATION AND WARRANTY.
4. FOLLOW ALL MANUFACTURER INSTALLATION INSTRUCTIONS AND LOCAL CODES.
5. ALL DIMENSIONS ARE CONSIDERED TRUE AND REFLECT MANUFACTURER'S SPECIFICATIONS AS OF THE REVISION DATE.
6. DO NOT SCALE DRAWING.
7. THESE DRAWINGS ARE FOR SIZING AND PLANNING PURPOSES. ALL INFORMATION CONTAINED HEREIN WAS CURRENT AT THE TIME OF DEVELOPMENT. THE MANUFACTURER'S RESPONSIBLE FOR THE ACCURACY OF THE DRAWING.
8. CONTRACTOR'S NOTE: FOR PRODUCT AND COMPANY INFORMATION VISIT www.CADdetails.com/info REFERENCE NUMBER 771-060.



PHOENIX WITH LINEAR EI FIRE PIT- FLAME SENSING WITH ELECTRONIC HOT SURFACE IGNITION
 PHOENIX WITH LINEAR PUSH BUTTON/FLAME SENSING FIRE PIT INSERT
 PHOENIX WITH LINEAR MATCH LIT FIRE PIT INSERT