


# M1104A FW Upgrade Instruction


To solve incompatibility problem on IOS 16 system



1. Please use iPhone IOS 15 or under to upgrade the cable



2. Go to App Store and download the App "Drong Cast". Users can also search the App by scanning the QR code



3. Connect the iPhone to the monitor. Open the App "Drong Cast", select "trust", enter your cell phone ID password, then select "產品系列十五" ("Product series 15")



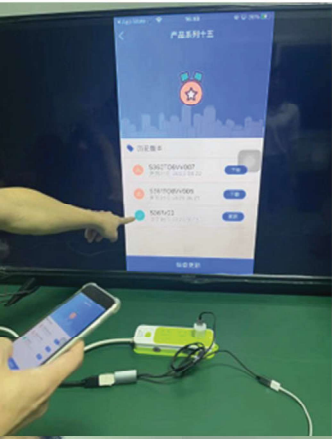
**UNITEK**

*Human friendly*

# M1104A FW Upgrade Instruction

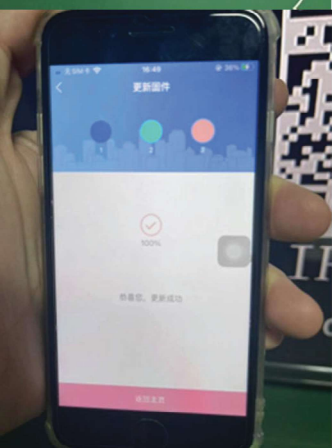
To solve incompatibility problem on IOS 16 system

4. After that, please select the third option "S361V03", then click "下一步" ("Next Step") at bottom.



5. Do not remove the cable during the upgrade, and wait until the progress complete (appears "100%").

Attention: If cable is unplugged during the upgrade, it may cause damage on products or failure to upgrade



**UNITEK**

*Human friendly*