



Potholder Design Ideas




Introduction

Potholder weaving is a classic, fun, and easy hobby that is useful and popular for people of all ages! Our custom metal looms and cotton loops are high quality and made in the USA. Weave colorful potholders for your home, or to give as gifts. Our loops are available in 34 beautiful colors for both the traditional 7" loom and the PRO 10" loom.

Potholder Design Wizard

Each design in this booklet was created using our Potholder Design Wizard!

To try this FREE tool, visit our website at friendlyloom.com/wizard or scan the code below. Play with different colors and designs, or choose from a drop-down list of pre-made designs to try. Screenshot your design to print.




See the wizard


TIPS & TRICKS FOR FASTER WEAVING



1. Start your potholder by weaving two rows. Next, put two loops on the metal hook and pull through together.



2. Store these two loops at the top of the loom. Weave in your third loop.




3. Pull down one stored loop from the top of the loom.



4. Weave in your fifth loop from the bottom.



5. Pull down the next stored loop from the top. Repeat steps 1-5 to finish your potholder.



6. For even faster weaving, pull three loops through and leave them at the top of the loom.





7. Weave in the first loop across the bottom.




8. Bring down the next loop from the top. Repeat until potholder is complete.


Traditional Size: 2-Color Design





● Yellow ○ White



● Pink ○ White



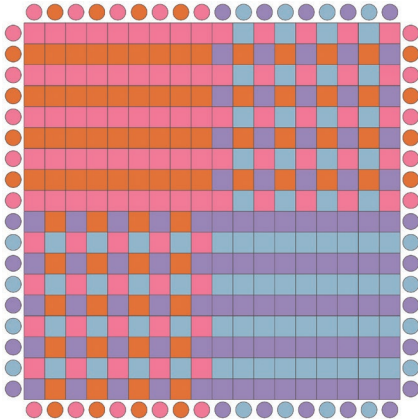
— Traditional Size: 3-Color Design —




— Traditional Size: 4-Color Design —



● Carnation ● Tiger Lily
● Powder Blue ● Lavender



● Orange ● Turquoise
● Peacock ● Yellow





— Traditional Size: Multi-Color Design —




- Purple
- Lime
- Peacock
- Blue
- Carnation
- Green
- Yellow


- Turquoise
- Robin's Egg
- Leaf
- Daffodil
- Pink
- Red
- Orange
- Yellow
- Lime
- White
- Green
- Peacock
- Blue
- Plum
- Purple




PRO Size: 2-Color Design



● Plum ○ White





● Lime ○ White



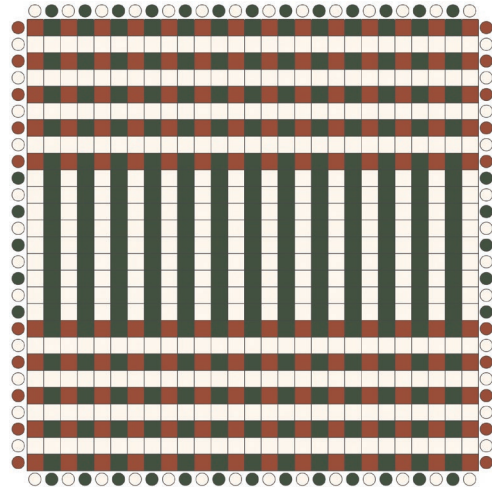
PRO Size: 3-Color Design



● Powder Blue ● Silver ○ Winter White




● Spice ● Willow ○ Winter White




PRO Size: 4-Color Design



● Leaf ● Flax ○ Winter White ● Robin's Egg



● Orange ● Blue ● Lime ● Pink


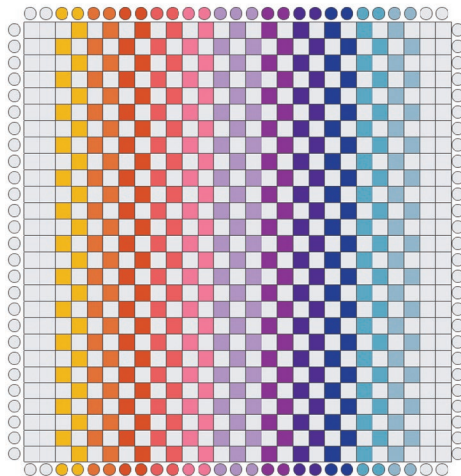


PRO Size: Multi-Color Design



- White ● Yellow ● Tiger Lily ● Orange ● Salmon
- Carnation ● Lavender ● Plum ● Purple
- Blue ● Robin's Egg ● Powder Blue

- Lavender ● Hydrangea ● Powder Blue
- Leaf ● Daffodil ● Tiger Lily ● Carnation




Potholder Contest Winners

We hosted our very first Instagram potholder contest in March of 2021, and it was a huge success! Potholder weavers everywhere got creative with their loops and entered their potholder designs in the contest. We chose three winners, who are featured here.


You'll notice that two of these potholders have a unique weaving construction. We have done our best to reproduce the construction through our Potholder Wizard.

Happy weaving!

Designed by Tara Zatarain



● Daffodil ● Tiger Lily ● Robin's Egg

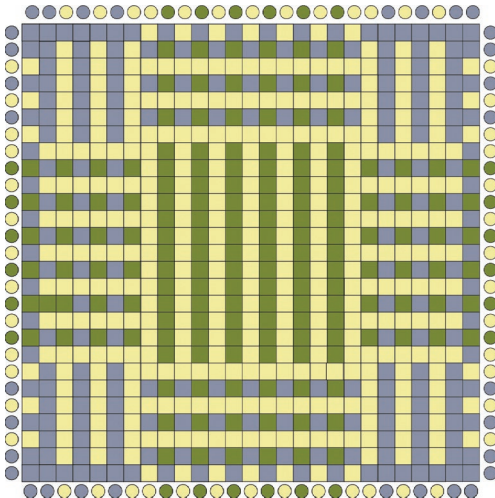


Potholder Contest Winners


Designed by Emma Hand




● Leaf ● Hydrangea ● Daffodil



Designed by Early Morning Seasons



● Lavender ● Hydrangea
● Powder Blue ● Robin's Egg

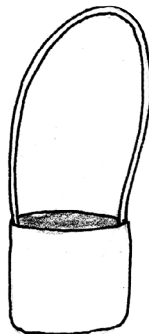
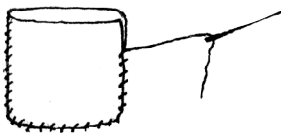


Over 2 loops
Over 1 loop

— Potholder Ideas —

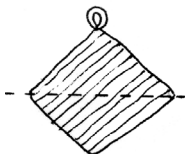
Make a Purse from 2 Potholders

1. Sew 2 potholders together along 3 sides, leaving the top open.
2. Sew on a yarn or loop strap.

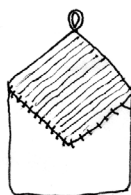


If you want a top flap...

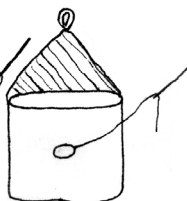
Fold



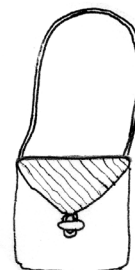
Add a third potholder.



Sew it to the back.



Sew a button on the front.



Add a shoulder strap if you want or use it like a wallet.

More Potholder Ideas



*Use cotton twine and
a plastic needle!*



**Try sewing 4 potholders together to make a hot pad,
6 to make a placemat, and 12 to make a small rug!**

NEED MORE LOOPS?
Visit us at friendlyloom.com





SHOP ALL COLORS AT FRIENDLYLOOM.COM

Available in both Traditional and PRO sizes. Each small bag of loops makes 2 potholders.



Our newest version of the potholder loop color wheel now comes with PRO size loops. The loops are long enough to stretch across to try different color combinations while choosing your pattern.

Please Note: Colors may vary from dye lot to dye lot.