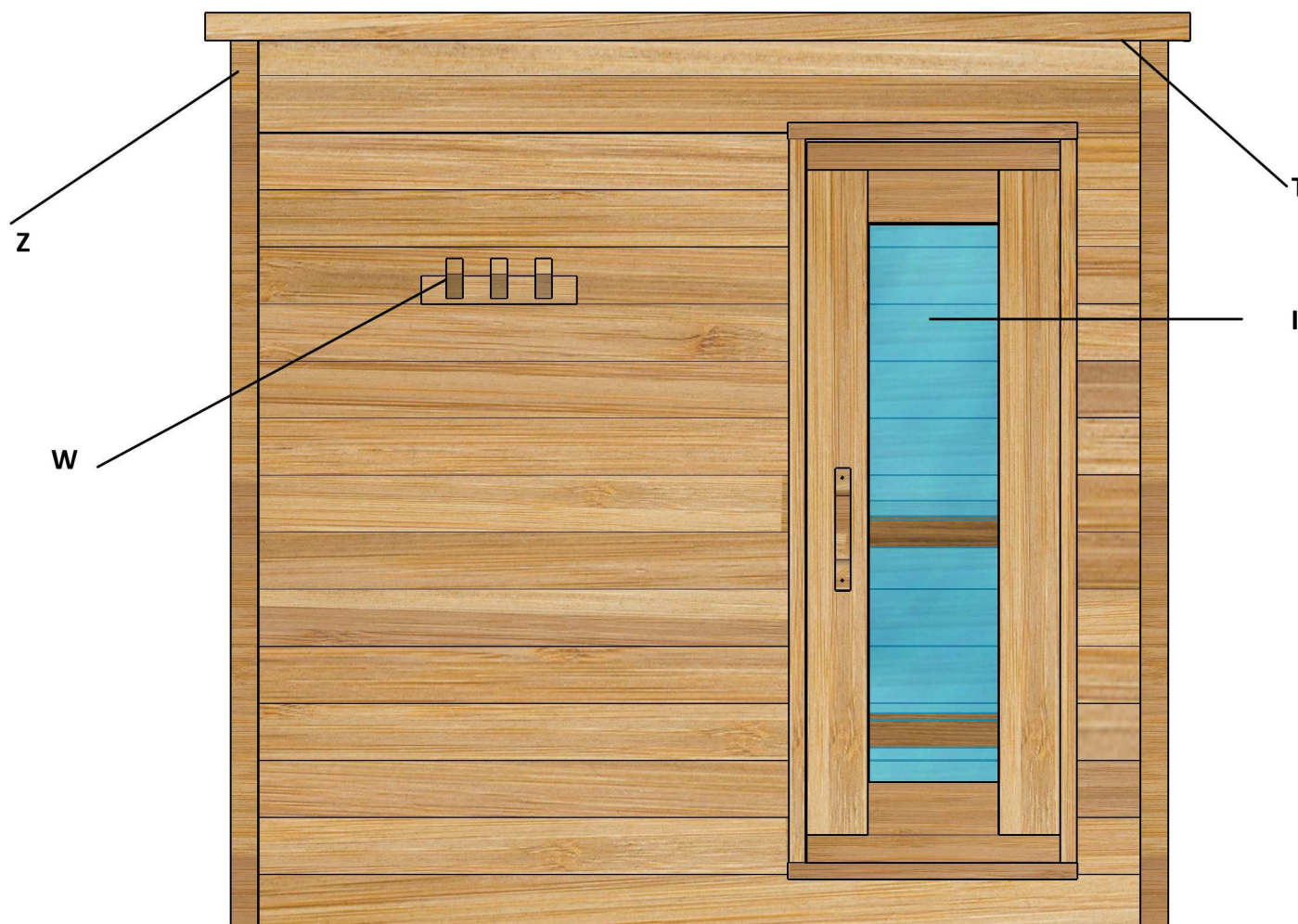


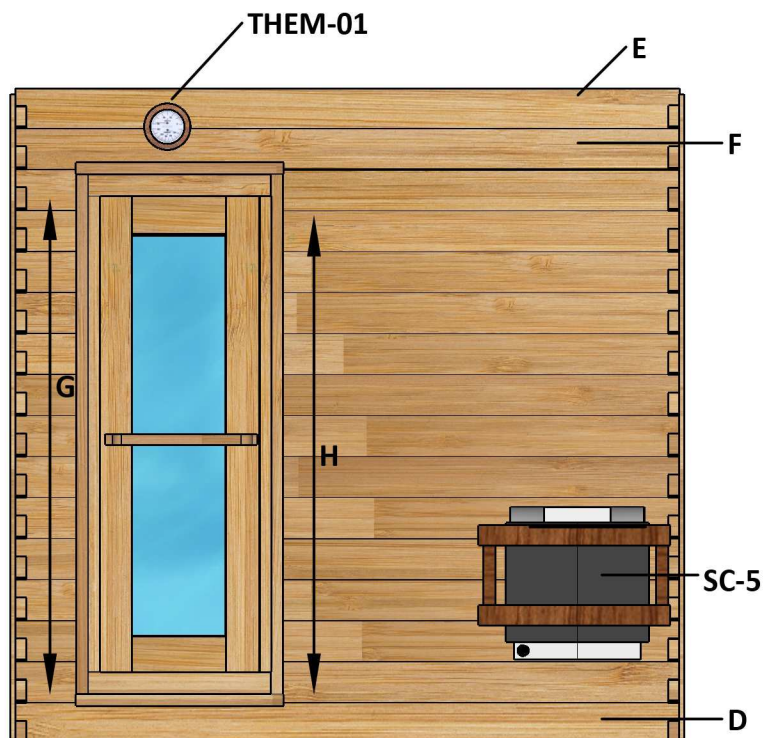


Part	Description	Quantity	Part	Description	Quantity
A	Bottom Wall Side	2	O	Right Roof Side (w/Trim)	1
B	Top Wall Side	2	P	Left Roof Side (w/Trim)	1
C	Side Wall Stave	28	Q	Roof Staves	14
D	Front/Back Bottom	2	R	Roof Stave Spacer	1
E	Front/Back Top	2	S	Inside Corner Trim (Short)	2
F	Door Top Stave	1	T	Front/Back Roof Trim	2
G	Door Side (Short)	13	Z	Outside Corner Trim (L-Shaped)	4
H	Door Side (Long)	13		Inside Corner Trim (Long)	2
I	Pre Hung Door in Frame	1	HR	Head/Back Rests	2
J	Back Wall Stave	14	BL-02	Bucket & Dipper	1
K	Duckboard Floor Panel	1	THEM-01	Thermometer	1
L	Top Bench (Long)	1	SC6	Electric Heater & Heater Guard	1
M	Bottom Bench	1	W	Towel Hanger	1
N	Two Tiered Bench Bracket	4			




Model # LS470

4x7 Indoor Cabin Sauna



Inside Front Wall



Side Wall (x2)

