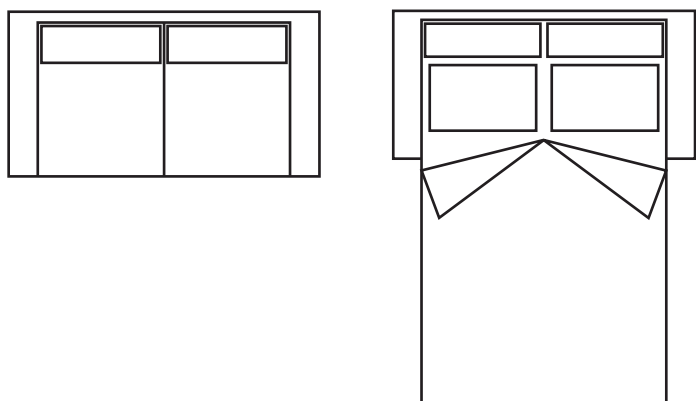


LONG ISLAND

MODULAR LIVING ROOM OR SOFAS OF VARIOUS SIZES, IN A SQUARE/CONTEMPORARY DESIGN, ENRICHED BY PINCHED STITCHING ON FABRIC OR LEATHER. EVAPORATED, MULTILAYER OR COMPOSITE POPLAR WOOD FRAME, ALL SOFTENED BY RUBBER SHEETS COVERED WITH A 10 MM THICK COVER SLIP. DIFFERENTIATED SEAT CUSHIONS WITH 10 CM THICK POLYURETHANE AND A FEATHER INSERT. FEATHER AND ROMBOFIL BACK RESTS; FULLY-REMOVABLE COVERS.

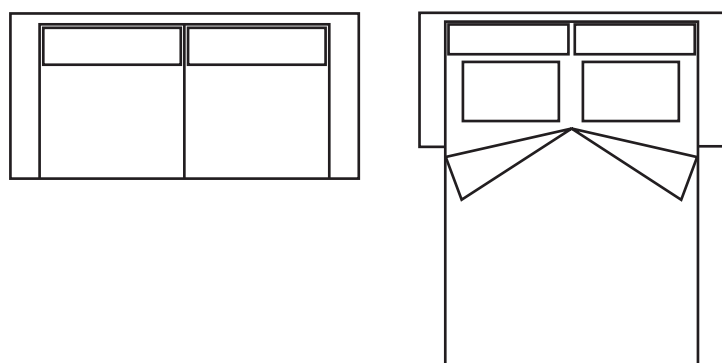


MEDIUM-SIZED SOFA

H 85 • P 103 / 225 • L 170 • HS 43 • PS 60

M3 1,39 - KG 60

MATERASSO / MATRESS / MATRATZE CM 120 x 185 x 12




THREE-SEATER SOFA

H 85 • P 103 / 225 • L 210 • HS 43 • PS 60

M3 1,52 - KG 75

MATERASSO / MATRESS / MATRATZE CM 140 x 185 x 12



FOUR SEATS SOFA

H 85 • P 103 / 225 • L 230 • HS 43 • PS 60

M3 2,01 - KG 98

MATERASSO / MATRESS / MATRATZE CM 140 x 185 x 12