

CRAZY DIAMOND

designed by Giuseppe Vigano' 2015



STRUCTURE: wood.

SEAT UPHOLSTERY: expanded polyurethane of varied densities (D35 + D40 + D50 Mind Foam®); outer cover in 100% downproof white cotton filled with feathers and synthetic lining 230gr.

BACK UPHOLSTERY: expanded polyurethane of varied densities (D28 + D21 + D75); outer cover in 100% downproof white cotton filled with feathers and quilted synthetic lining 230gr.

ARM UPHOLSTERY: expanded polyurethane of varied densities (D35 + D40); outer cover in 100% downproof white cotton filled with feathers and coupled Dacron 380gr.

SPRINGING: elastic belts.

SEAT HEIGHT: 41 cm - 44 cm with spacers.

ARM HEIGHT: 58 cm

FEET: metal, finishes micaceous brown or titanium, h. 11,5 cm.

On request feet can be supplied 3 cm higher by using spacers that may be at sight with an extra charge.

ATTENTION: The back is supplied with a movement that allows two positions: a deep seat with high back and a reduced depth seat with a low back. The position can be changed through a simple action while seated.

By some compositions the standard feet where the two units are joined are replaced by central feet

STRUCTURE: bois.

REMBOURRAGE ASSISE: polyuréthane expansé de différentes densités (D35 + D40 + D50 Mind Foam®), recouvert de coton 100% blanc imperméable aux plumes, garnissage de plume naturelle 100% et de petit velours 230gr.

REMBOURRAGE DOSSIER: polyuréthane expansé de différentes densités (D28 + D21 + D75), recouvert de coton 100% blanc imperméable aux plumes, garnissage de plume naturelle 100% et de petit velours 230gr.

REMBOURRAGE ACCOUDOIR: polyuréthane expansé de différentes densités (D35 + D40), recouvert de coton 100% blanc imperméable aux plumes, garnissage de plume naturelle et Dacron couplé 380gr.

RESSORTS: sangles élastiques.

HAUTEUR ASSISE: 41 cm - 44 cm avec entretoises.

HAUTEUR ACCOUDOIR: 58 cm

PIEDS: métal, finitions: marron micacé ou titane, h. 11,5 cm. Sur demande on peut avoir des pieds plus hauts de 3 cm en insérant des entretoises qui pourraient être visibles, avec supplément.


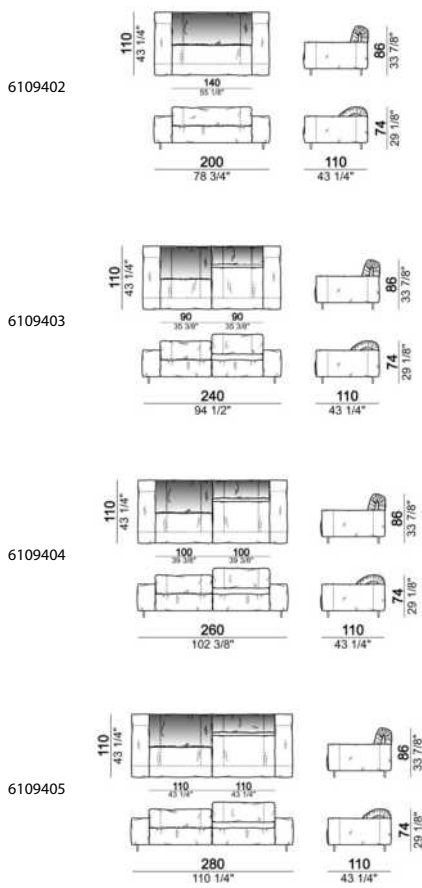
ATTENTION: Le dossier est fourni avec un mécanisme qui permet deux positions: une assise profonde avec dossier haut et une assise réduite avec dossier bas. La position peut être changée lorsqu'on est assis.

Dans des compositions les pieds standards où les éléments sont unis sont remplacés par des pieds centraux..

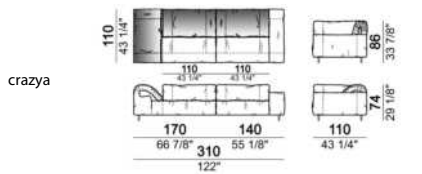
Sofa

Sofa 290 cm made by 1 left corner unit 160 cm and 1 right unit 130 cm

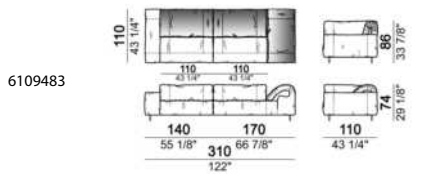
Sofa 290 cm made by 1 right corner unit 160 cm and 1 left unit 130 cm



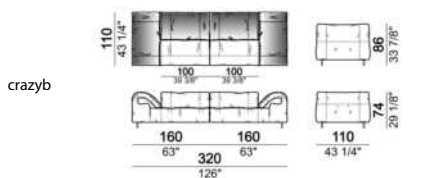
Sofa 310 cm made by 1 left corner unit 170 cm and 1 right unit 140 cm



Sofa 310 cm made by 1 right corner unit 170 cm and 1 left unit 140 cm

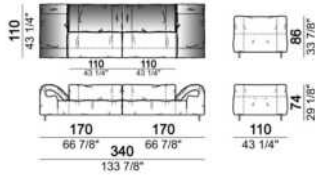


Sofa 320 cm made by 1 left corner unit and 1 right corner unit 160 cm



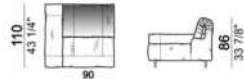
Sofa 340 cm made by 1 left corner unit and 1 right corner unit 170 cm

6109485

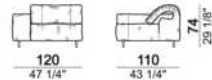


Right or left unit

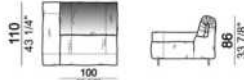
6109425



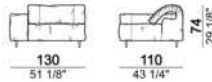
6109426



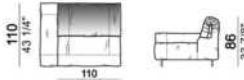
6109427



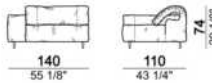
6109428




6109429



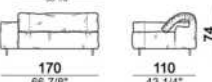
6109430




6109431



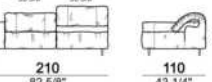
6109432




6109433



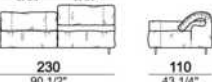
6109434




6109435



6109436



6109437



6109438

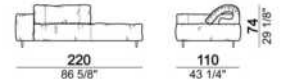


unit with right or left pouf

6109439



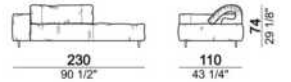
6109440



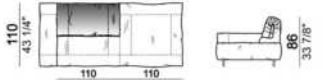
6109441



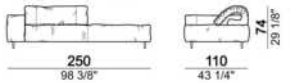
6109442



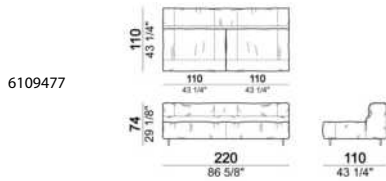
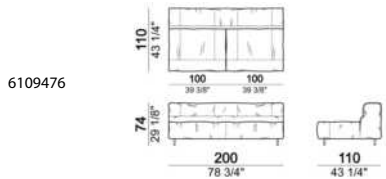
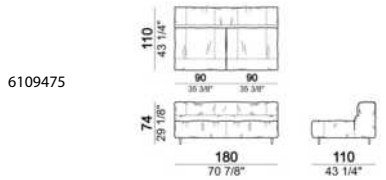
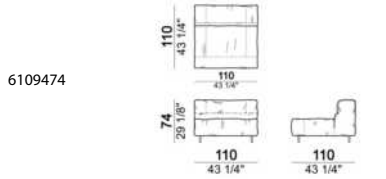
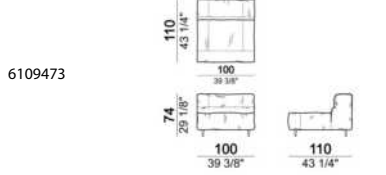
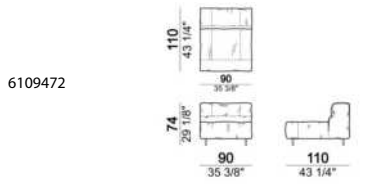
6109467



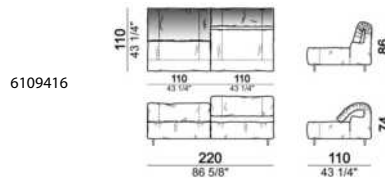
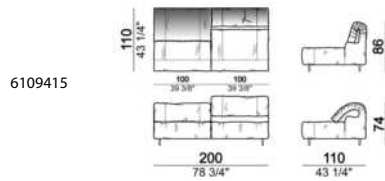
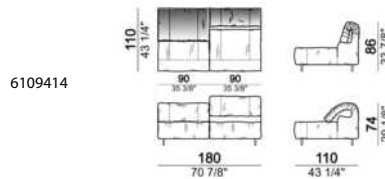
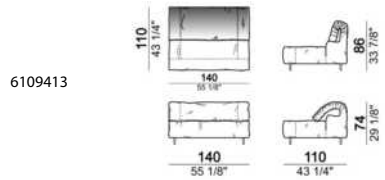
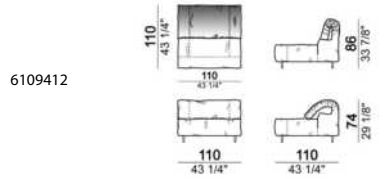
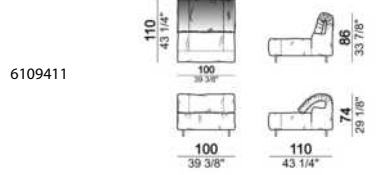
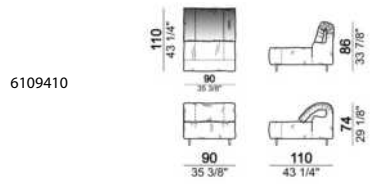
6109468



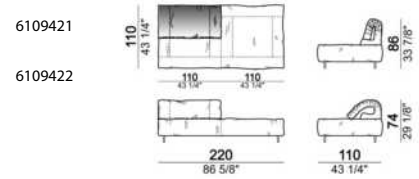
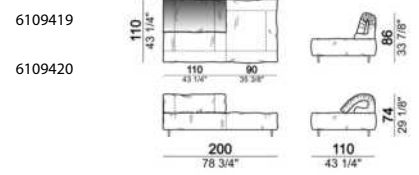
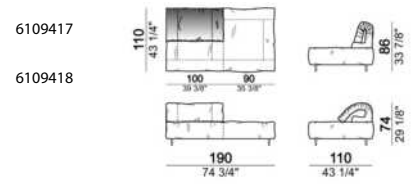
Fix central unit



Central unit



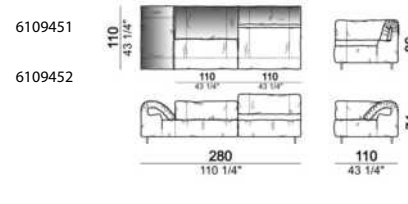
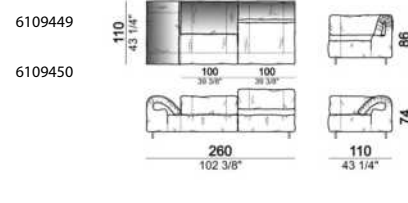
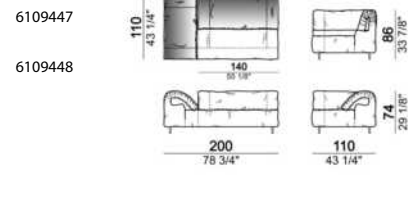
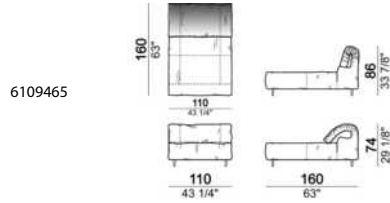
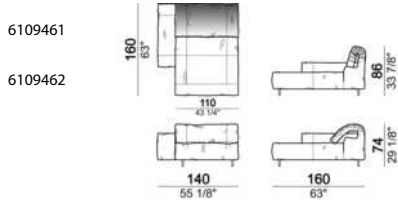
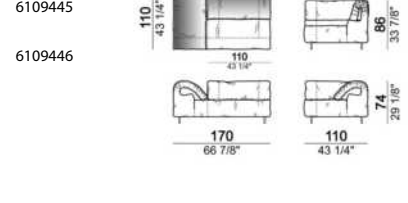
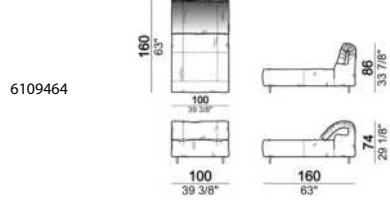
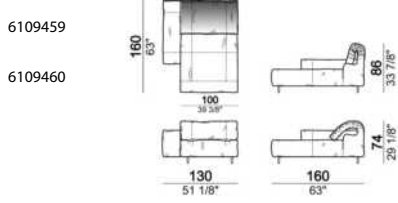
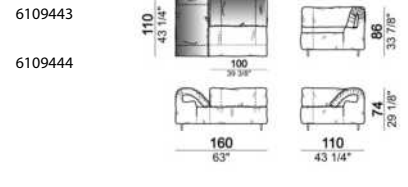
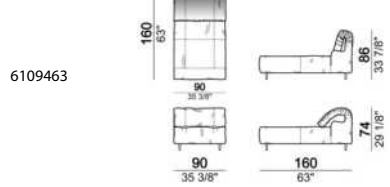
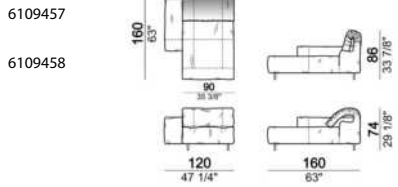
Central unit with right or left pouf



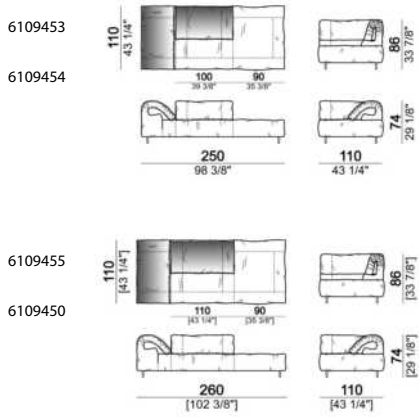
Chaise-longue with right or left short arm

Dormeuse

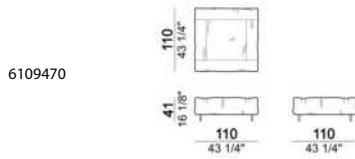
Right or left corner unit



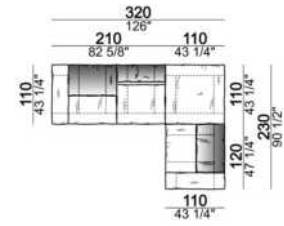
Right or left corner unit with right or left pouf



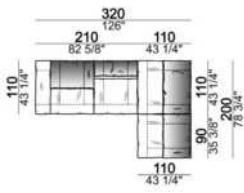
Pouf



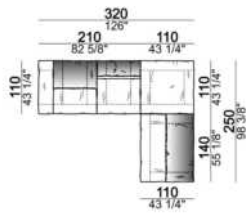
Composition "E" (left unit 210 cm + pouf 110x110 cm + right unit 120 cm)



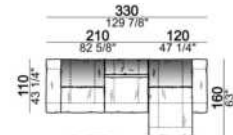
Composition "F" (left unit 210 cm + central unit 110 cm + central unit 90 cm)



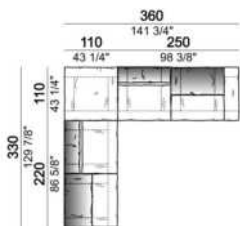
Composition "G" (left unit 210 cm + pouf 110x110 cm + central unit 140 cm)



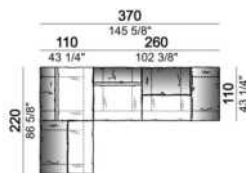
Composition "H" (left unit 210 cm + chaise-longue with right short arm 120x160 cm)



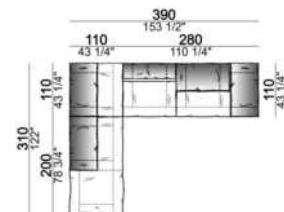
Composition "I" (central unit 220 cm + pouf 110x110 cm + right unit 250 cm)




Composition "L" (central unit 220 cm + right corner unit 260 cm)



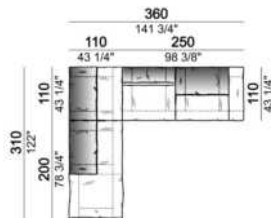
Composition "M" (central unit 200 cm with left pouf + central unit 110 cm + right corner unit 280 cm)



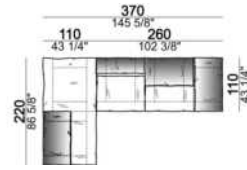
Composition "N" (central unit 220 cm + pouf 110x110 cm + right corner unit 280 cm)



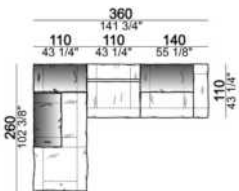
Composition "O" (central unit 200 cm with left pouf + central unit 110 cm + right unit 250 cm)



Composition "P" (central unit 220 cm with right pouf + right corner unit 260 cm)



Composition "R" (right corner unit 260 cm with left pouf + fix central unit 110 cm + right unit 140 cm).



Composition "S" (fix central unit 220 cm + right corner unit 260 cm).

