



L. 200+50+50 P. 100 H. 75

cod. T/1335 AVCL

glossy ceramic top and extension leaves

cod. T/1335 AVC

matt ceramic top and extension leaves

cod. T/1335 AV

glossy lacquered glass top and extension leaves

cod. T/1335 AIM

oak veneered top and extension leaves

cod. T/1335 AL

2 cm thick. laminate top and extension leaves



L. 140+40+40 P. 90 H. 75

cod. T/1332 AVCL

glossy ceramic top and extension leaves

cod. T/1332 AVC

matt ceramic top and extension leaves

cod. T/1332 AV

glossy lacquered glass top and extension leaves

cod. T/1332 AIM

oak veneered top and extension leaves

cod. T/1332 AL

2 cm thick. laminate top and extension leaves



L. 200 P. 100 H. 75

cod. T/1340 FAGL

"seagull wings" veneered top

cod. T/1340 FMA

4 cm thick. oak solid wood top with debarked edge

cod. T/1340 FMAG

4 cm thick. oak solid wood top with squared edge



L. 180+45+45 P. 90 H. 75

cod. T/1334 AVCL

glossy ceramic top and extension leaves

cod. T/1334 AVC

matt ceramic top and extension leaves

cod. T/1334 AV

glossy lacquered glass top and extension leaves

cod. T/1334 AIM

oak veneered top and extension leaves

cod. T/1334 AL

2 cm thick. laminate top and extension leaves



L. 180+50+50 P. 90 H. 75

cod. T/1336 AM

8 cm edge melamine top and extension leaves



L. 180 P. 90 H. 75

cod. T/1339 FVCLO

glossy ceramic oval top



L. 180 P. 90 H. 75

cod. T/1339 FVCL

glossy ceramic top

cod. T/1339 FVC

matt ceramic top

cod. T/1339 FV

glossy lacquered glass top

cod. T/1339 FIM

veneered oak top

cod. T/1339 FL

3 cm thick. laminate top



L. 160+45+45 P. 90 H. 75

cod. T/1333 AVCL

glossy ceramic top and extension leaves

cod. T/1333 AVC

matt ceramic top and extension leaves

cod. T/1333 AV

glossy lacquered glass top and extension leaves

cod. T/1333 AIM

oak veneered top and extension leaves

cod. T/1333 AL

2 cm thick. laminate top and extension leaves



L. 160+50+50 P. 90 H. 75

cod. T/1337 AM

*piana e allunghe in melaminico bordo 8 cm
8 cm edge melamine top and extension leaves*



L. 160+50+50 P. 90 H. 75

cod. T/1338 AM

*9 cm edge melamine top and extension leaves
with Syncro mechanism*

frame



painted metal




multicolour (white/anthracite/cappuccino colour/dove grey)
* only for TWIST table
white
Ral 7043 anthracite
industry black
corten

top and extension leaves



glossy ceramic




golden calacatta white
desire black
emperador brown
grey stone

matt ceramic



snow white
steel anthracite
corten
calacatta white
cement grey

glossy lacquered glass



extrawhite
Ral 7043 anthracite

glass



transparent glass

top and extension leaves




laminate



calacatta white stone
volcano stone
brown stone
pewter




white cement
light grey cement
anthracite cement
sand coloured cement
lime coloured cement



natural knotted oak
cognac coloured knotted oak
light grey brushed cement
dark grey brushed cement

melamine




termocotto walnut
natural knotted oak
cognac coloured knotted oak
light grey brushed cement
dark grey brushed cement

oak veneer



natural oak
termocotto walnut coloured oak

oak solid wood



natural oak
termocotto walnut coloured oak