



Product: 30-inch Built-in Refrigerator
Model Number: XRF3016BBP

FEATURES & BENEFITS

- + **Flush Hinge Installation Benefits:** Seamlessly integrates with cabinetry for a polished look, enhancing kitchen aesthetics.
- + **Digital Display:** Conveniently monitor settings and temperatures at a glance for precise control and food preservation.
- + **Soft-close Drawers:** Ensures gentle and silent closing, preventing slamming and reducing wear and tear over time.
- + **Customized Modes:** Tailor refrigerator operation with Sabbath, Holiday, and ECO modes, optimizing energy usage and functionality.
- + **Interior Water Dispenser:** Provides easy access to clean and fresh water, especially convenient for units equipped with an ice maker.
- + **Height-adjustable Shelves:** Offers flexibility in organizing storage space, accommodating items of various sizes with ease.
- + **Spill-proof Glass Shelves:** Facilitates easy cleaning and maintenance, preventing spills from reaching other parts of the refrigerator.
- + **LED Interior Lighting:** Illuminates the interior for better visibility, making it easier to locate items and enhancing the overall user experience.
- + **Field Reversible Door:** Conveniently adjust the door to suit different kitchen layouts, providing versatility in installation.
- + **Ultra-quiet Operation:** Operates at an ultra-quiet 43 dB(A) for a peaceful kitchen environment without compromising performance.
- + **Appliance Leveling Capability:** Front-leveling capability ensures optimal stability and alignment, preventing issues related to uneven surfaces.
- + **Easy Door Panel Alignment:** Simplifies the adjustment of door panels for a polished and cohesive appearance in the kitchen.

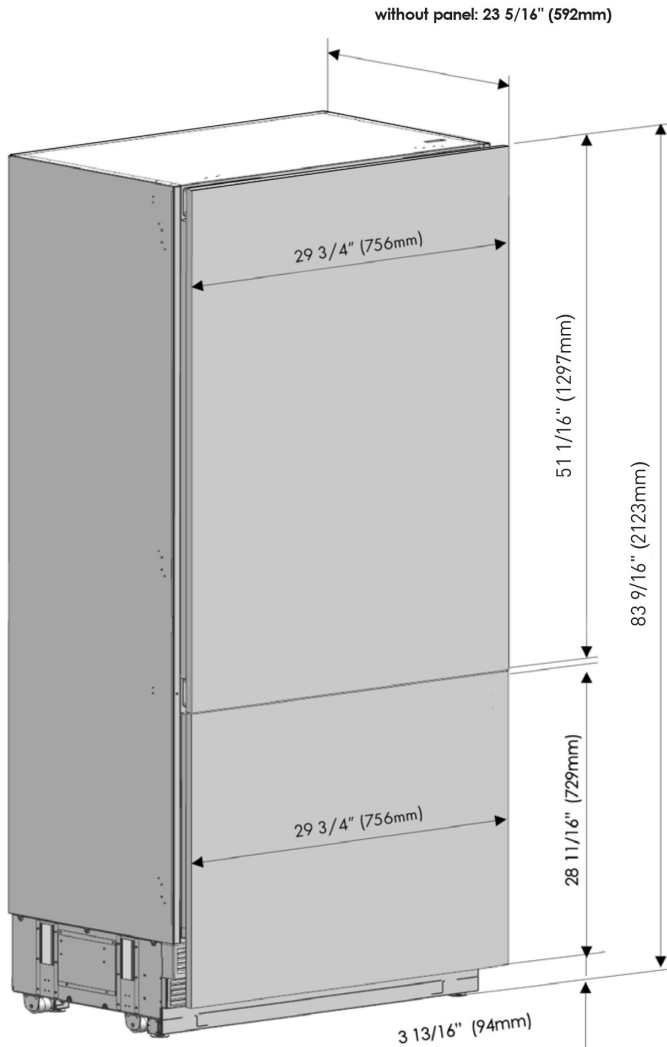
TECHNICAL DETAILS

Total Capacity (cu. ft.)	16.1
Refrigerator Capacity (cu. ft.)	11.6
Freezer Capacity (cu. ft.)	4.5
Amperage or Current (A)	15
Volts (V)	120
Frequency (Hz)	60
Plug Type	3-Prong Grounding Plug
Power Cord Length (in.)	86.6
Energy consumption	551 kwh/yr

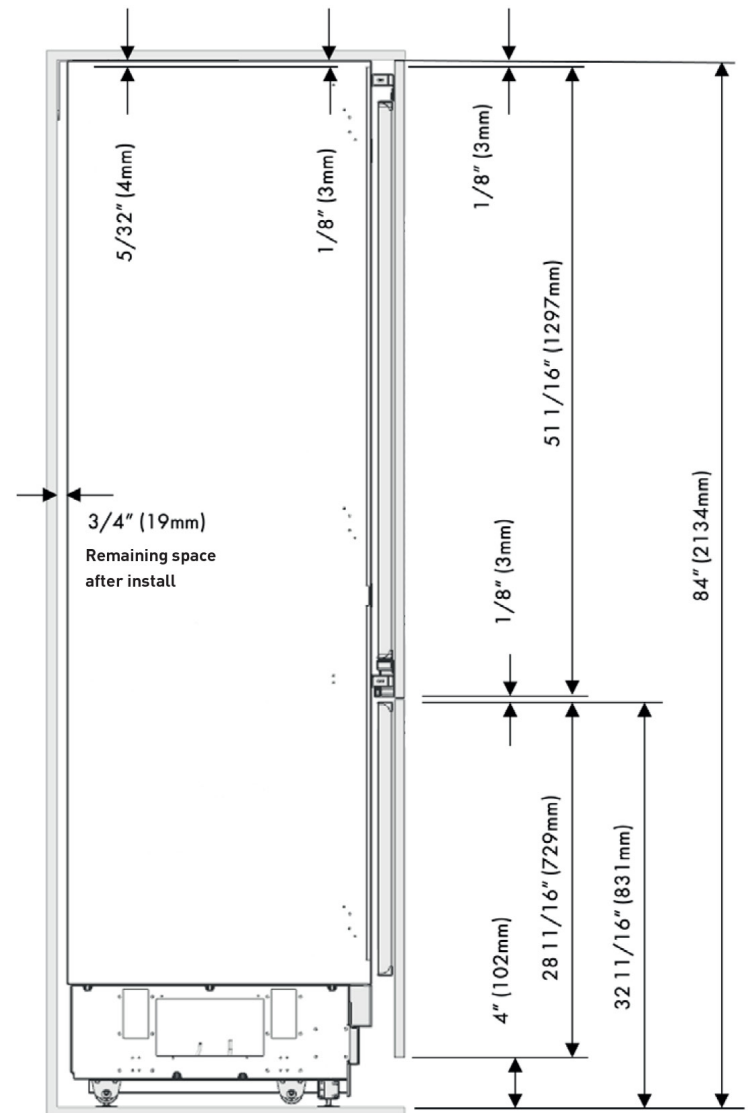
 **WARRANTY: 2 YEARS PARTS AND LABOR**







GENERAL PROPERTIES	
Number of Doors	2
Number of Shelves	3
Number of Freezer Baskets	2
Number of Door Bins	3 (2+1 Gallon Bins)
Adjustable Racks & Removable Shelves	2
Shelf Material	Glass
Reversible Door Swing	Yes
Soft Closing Drawer Feature	Yes
Water Filter	Yes
Lighting	LED
Freezer Defrost Process	Automated Defrosting



PRODUCT DIMENSIONS & WEIGHTS

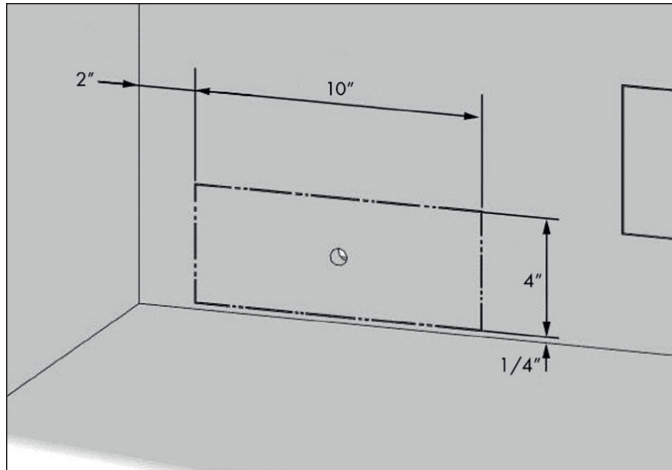
Product Dimensions (HxWxD) (in.)	83-1/2 x 29-3/4 x 23-5/16
Package HxWxD (in.)	90-9/16 x 32-5/16 x 26-3/8
Product Height To Top Of Refrigerator (in.)	83-1/2
Cutout Dimensions (HxWxD) (in.)	84 x 30 x 25-1/2
Product Weight (lbs.)	342
Packed Weight (lbs.)	386

STAINLESS STEEL DOOR PANELS WITH HANDLE SET FOR XRF3016BBP (DKXRF3016BBP-SS)

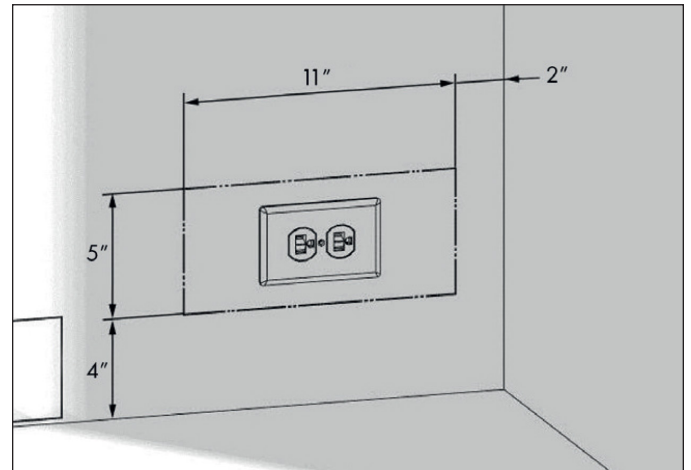
Fridge Door Dimensions (WxHxD)	29-3/4 x 51-1/16 x 3/4
Weight (lbs.)	38.8
Freezer Door Dimensions (WxHxD)	29-3/4 x 28-11/16 x 3/4
Weight (lbs.)	23.8

Replacement Water Filter: WFX200BM

Plumbing



Electrical



Water pressure

- The water pressure of the cold water supply must be between 25-80 psi (1.7-5.5 Bar)
- If the water pressure exceeds 80 psi (5.5 Bar), install a pressure limiting device or water impact protector to the water inlet valve
- Do not install or operate the appliance if the water pressure exceeds 120 psi (8.3 Bar)
- If there are issues with the water pressure, contact a qualified plumber.