

VOL 2

COOKING | COOLING | CLEANING | OUTDOOR

**COOK
LIKE
A
GOD**

THOR
KITCHEN®

THOR IS BORN

You're into cooking. (And let's face it, if you weren't, you'd probably be off reading about gardening or flyfishing or something else right now, right?) So maybe you're a budding gastronome or maybe you're a full-blown chef de cuisine in that kitchen of yours. Or maybe you just want to cook for friends or family and don't want to embarrass yourself.

You're right in our wheelhouse. We're THOR Kitchen. And what we design and build are some of the hardest working kitchen mates around.

Professional design. Premium power and performance. Appliances that bring oohs and ahhs before the first dish even hits the table. And the utterly fantastic news? You don't have to decide between a new car or a new kitchen suite to step into them.

Seriously. You can get an entire suite of handsomely designed and meticulously crafted THOR Kitchen appliances for less than the price of someone else's hyped-up, absurdly priced range alone. That full suite of kitchen appliances includes a THOR Kitchen professional stainless steel range, range hood, refrigerator and stainless steel dishwasher.

All for under \$6,000.

Truly. These are superbly crafted, full-featured, stainless steel tools designed to please both the eyes and the appetites.

That's what THOR Kitchen is all about. You, your kitchen and the ability to have the professional kitchen of your dreams.



TABLE OF CONTENTS



COOKING

Ranges | Cooktops + Rangetops | Ovens | Ventilation | Microwaves

03 - 32



COOLING

Refrigerators | Undercounter | Wine Coolers | Ice Makers

33 - 42



CLEANING

Dishwashers

43 - 44



OUTDOOR

Outdoor Kitchen Suite

45 - 48

COOKING



IT TAKES POWER TO #COOKLIKEAGOD



RANGES

Gas Ranges | Dual Fuel Ranges | Electric Ranges

05 - 16



RANGETOPS + COOKTOPS

Gas Rangetops | Gas Cooktops | Electric Cooktops

17 - 22



WALL OVENS

Self-Cleaning Electric Wall Oven

23 - 26



VENTILATION

Professional Range Hoods | Wall Mount Range Hoods

27 - 31



MICROWAVE DRAWERS

24 Inch Microwave Drawer

32



PROFESSIONAL RANGES

If the kitchen is the center of your home (and of course it is), then the range is its heart. We thoroughly understand. So like everything we design, our ranges are all about both looks and features. Stainless steel machines with dual burners, continuous grates, infrared broil burners and sexy blue LED-illuminated knobs. These are professional kitchen collaborators, guaranteed to raise your prime rib or snickerdoodles to absolute artistry.



SCAN, CLICK OR TAP
TO WATCH VIDEO

RANGE FEATURES


GAS 



HIGH-POWERED BTU BURNERS



LUXGLIDE™ TELESCOPIC RACKS



INFRARED BROILER
(48 + 36 INCH ONLY)



COMMERCIAL CONVECTION FAN



LED CONTROL PANEL LIGHTS



LARGE OVEN CAPACITY



CONTINUOUS COOKING GRATES



GRIDDLE FEATURE
(48 INCH ONLY)



BRILLIANT BLUE PORCELAIN INTERIOR



HEAVY DUTY CONTROL KNOBS



BLACK PORCELAIN SPILL TRAY



GAS FLAME BROILER
(30 INCH ONLY)

GAS RANGES



48 Inch 6 Burner Professional Gas Range

Available Fuel Types: Natural Gas (HRG4808U) | Liquid Propane (HRG4808ULP)

- | | |
|------------------------------------|--|
| 15,000–18,000 BTU Burners | 650 BTU Simmer |
| 16,500 BTU Gas Flame Broiler | Oven Capacity: 4.2 cu. ft. and 2.5 cu. ft. |
| 22,000 BTU U-Shaped Bake Burner | Continuous Cast Iron Cooking Grates |
| 14,000 BTU Tube Bake Burner | Commercial Convection Fan |
| 15,000 BTU Stainless Steel Griddle | LuxGlide™ Telescopic Racks |



36 Inch 6 Burner Professional Gas Range

Available Fuel Types: Natural Gas (HRG3618U) | Liquid Propane (HRG3618ULP)

- | | |
|---------------------------------|-------------------------------------|
| 12,000–18,000 BTU Burners | Oven Capacity: 5.2 cu. ft. |
| 16,500 BTU Gas Flame Broiler | Continuous Cast Iron Cooking Grates |
| 22,000 BTU U-Shaped Bake Burner | Commercial Convection Fan |
| 650 BTU Simmer | LuxGlide™ Telescopic Racks |



30 Inch 4 Burner Professional Gas Range

Available Fuel Types: Natural Gas (HRG3080U) | Liquid Propane (HRG3080ULP)

- | | |
|---------------------------------|-------------------------------------|
| 12,000–18,000 BTU Burners | Oven Capacity: 4.2 cu. ft. |
| 13,000 BTU Tube Broil Burner | Continuous Cast Iron Cooking Grates |
| 22,000 BTU U-Shaped Bake Burner | Commercial Convection Fan |
| 650 BTU Simmer | LuxGlide™ Telescopic Racks |

DUAL FUEL RANGES



48 Inch 6 Burner Professional Dual Fuel Range

Available Fuel Types: Natural Gas (HRD4803U) | Liquid Propane (HRD4803ULP)

12,000–18,000 BTU Burners	30" Broil Power 3,500 W
650 BTU Simmer	18" Oven Bake Power: 2,500 W (Bottom)
15,000 BTU Stainless Steel Griddle	Oven Capacity: 4.2 cu. ft. and 2.5 cu. ft.
30" Bake Power 850 W (Top)	Commercial Convection Fan
30" Oven Bake Power: 3,000 W (Bottom)	LuxGlide™ Telescopic Racks



36 Inch 6 Burner Professional Dual Fuel Range

Available Fuel Types: Natural Gas (HRD3606U) | Liquid Propane (HRD3606ULP)

12,000–18,000 BTU Burners	Oven Capacity: 5.2 cu. ft.
650 BTU Simmer	Continuous Cast Iron Cooking Grates
Bake Power Top: 850 W	Commercial Convection Fan
Bake Power: 3,000 W	LuxGlide™ Telescopic Racks
Broil Power 3,500 W	



30 Inch 4 Burner Professional Dual Fuel Range

Available Fuel Types: Natural Gas (HRD3088U) | Liquid Propane (HRD3088ULP)

12,000–18,000 BTU Burners	Oven Capacity: 4.2 cu. ft.
650 BTU Simmer	Continuous Cast Iron Cooking Grates
Bake Power Top: 850 W	Commercial Convection Fan
Bake Power: 3,000 W	LuxGlide™ Telescopic Racks
Broil Power 3,500 W	

GAS RANGES

THOR Kitchen Gas Ranges are stainless steel machines that are designed with professional features and functionality. With powerful burners, continuous grates and a commercial convection fan, these ranges take everything from prime rib to snickerdoodles to the next level. Oh, and did we mention the 15,000 BTU griddle?



SCAN, CLICK OR TAP
TO WATCH VIDEO

RANGE FEATURES

GAS 



HIGH-POWERED BTU BURNERS



LARGE OVEN CAPACITY



GRIDDLE FEATURE
(48 INCH ONLY)



STORAGE SPACE



CONVECTION FAN



CONTINUOUS COOKING GRATES



EVEN HEAT BROILER



PRO-STYLE KNOBS



PORCELAIN SPILL TRAY



PORCELAIN INTERIOR



48 Inch 6 Burner Gas Range

Available Fuel Types: Natural Gas (LRG4807U) | Liquid Propane (LRG4807ULP)

12,000–18,000 BTU Burners	Continuous Cast Iron Cooking Grates
10,000 BTU Broil Burner	Oven Capacity: 6 cu. ft. and 2.2 cu. ft.
22,000 BTU U-Shaped Burner	Convection Fan
15,000 BTU Stainless Steel Griddle	CSA Certified



36 Inch 6 Burner Gas Range

Available Fuel Types: Natural Gas (LRG3601U) | Liquid Propane (LRG3601ULP)

9,000–18,000 BTU Burners	Oven Capacity: 6.0 cu. ft.
10,000 BTU Broil Burner	Convection Fan
18,500 BTU U-Shaped Burner	Even Heat Broiler
Continuous Cast Iron Cooking Grates	CSA Certified



30 Inch 4 Burner Gas Range

Available Fuel Types: Natural Gas (LRG3001U) | Liquid Propane (LRG3001ULP)

4,000–18,000 BTU Burners	Oven Capacity: 4.55 cu. ft.
10,000 BTU Broil Burner	Convection Fan
18,500 BTU U-Shaped Burner	Even Heat Broiler
Continuous Cast Iron Cooking Grates	CSA Certified



24 Inch 4 Burner Freestanding Gas Range

Available Fuel Types: Natural Gas (LRG2401U) | Liquid Propane (LRG2401ULP)

3,500–18,000 BTU Burners	Oven Capacity: 3.7 cu. ft.
10,000 BTU Broil Burner	Convection Fan
12,000 BTU Bake Burner	Even Heat Broiler
Continuous Cast Iron Cooking Grates	CSA Certified

DESIGNED TO PLEASE
THE EYES AND APPETITE

48" / 36" / 30" / 24"



ELECTRIC RANGES

THOR Kitchen's Freestanding Electric Ranges are designed with powerful features and functionality. These ranges feature a smooth glass top that is easy to clean and multiple heating element zones to give you the ultimate cooking flexibility. From a 100W warming zone to a high-powered 3,000W LightingBoil™ element, these ranges give you the power to master any meal.




SCAN, CLICK OR TAP
TO WATCH VIDEO

RANGE FEATURES

ELECTRIC ⚡



SMOOTH GLASS TOP



4 OR 5 HEATING ELEMENTS



LIGHTNINGBOIL™ ELEMENT



TRUE CONVECTION FAN




LED CONTROL PANEL LIGHTS



LARGE OVEN CAPACITY



HEAVY DUTY CONTROL KNOBS



BRILLIANT BLUE PORCELAIN INTERIOR



MULTIPLE COOKING MODES



LIGHTNINGBOIL™ ELEMENT

Get meals to the table faster with the 3,000-watt LightningBoil™ Element that provides intense heat for boiling or a controlled simmer.



HRE3601 — 36 Inch Professional Electric Range

Fuel Type: Electric

5 Elements

Freestanding

Voltage: 240V 50A

Hot Surface Indicator Light

100W - 3000W Elements

True Convection Fan

35 3/4" x 36" x 26 1/2"



HRE3001 — 30 Inch Professional Electric Range

Fuel Type: Electric

5 Elements

Freestanding

Voltage: 240V 50A

Hot Surface Indicator Light

100W - 3000W Elements

True Convection Fan

29 3/4" x 36" x 26 1/2"



HRE2401 — 24 Inch Professional Electric Range

Fuel Type: Electric

4 Elements

Freestanding

Voltage: 240V 50A

Hot Surface Indicator Light

1200W - 2200W Elements

True Convection Fan

23 3/4" x 36" x 26 1/2"



THE FUTURE IS ELECTRIC.



**ELECTRIC RANGES
WORTHY OF OUR NAME**

36" / 30" / 24"



THOR KITCHEN BELIEVES IN PROFESSIONAL CONTINUOUS GRATES. SO DO COOKS MOVING HEAVY POTS TO THE BACK BURNER.

GAS RANGETOPS

Sleek. Handsome. Versatile. Well-built. These are the professional rangetops that keep that passion of yours for cooking and entertaining forever aflame. You'll find up to six burners, sleek control panels and convenient drip pans in either stainless steel or black porcelain. What else? How about an extremely handy 15,000 BTU stainless steel griddle? Simple dishes to haute cuisine, these are quality rangetops designed to inspire passionate cooks everywhere.



SCAN, CLICK OR TAP TO WATCH VIDEO



48 Inch Professional Gas Rangetop

Available Fuel Types: Natural Gas (HRT4806U) | Liquid Propane (HRT4806ULP)

Fuel Type: Gas or Liquid Propane

Ignition Type: Electric

Burners: 6

Three 18,000 BTU Burners

Three 15,000 BTU Burners

650 BTU Simmer Burners

Stainless Steel Knob Controls

Dimensions: 47.9"W x 8.72"H x 28.36"D



36 Inch Professional Gas Rangetop

Available Fuel Types: Natural Gas (HRT3618U) | Liquid Propane (HRT3618ULP)

Fuel Type: Gas or Liquid Propane

Ignition Type: Electric

Burners: 6

Three 12,000 BTU Burners

Two 18,000 BTU Burners

One 15,000 BTU Burner (650 BTU simmer)

Stainless Steel Knob Controls

Dimensions: 36"W x 8.72"H x 28.38"D

RANGETOP FEATURES



6 HIGH-INTENSITY BURNERS



STAINLESS STEEL GRIDDLE
(48 INCH ONLY)



LED LIGHTS



PROFESSIONAL KNOBS



CONTINUOUS COOKING GRATES



PORCELAIN SPILL TRAY



AUTOMATIC ELECTRIC IGNITION

GAS COOKTOPS

THOR Kitchen's Professional Drop-In Gas Cooktops are equipped to handle everything from simple dishes to haute cuisine, and the sleek design complements any kitchen design. This is the professional cooktop that will keep your passion for cooking forever aflame.



SCAN, CLICK OR TAP
TO WATCH VIDEO



TGC3601 — 36 Inch Professional Drop-In Gas Cooktop

Fuel Type: Gas

Ignition Type: Electric

Burners: 6

Two 18,000 BTU Burners

Two 12,000 BTU Burners

Two 6,000 BTU Burners

Stainless Steel Knob Controls

Dimensions: 36"W x 4.4"H x 21"D



TGC3001 — 30 Inch Professional Drop-In Gas Cooktop

Fuel Type: Gas

Ignition Type: Electric

Burners: 4

One 18,000 BTU Burner

One 12,000 BTU Burner

Two 9,000 BTU Burners

Stainless Steel Knob Controls

Dimensions: 30"W x 4.4"H x 21"D

COOKTOP FEATURES



4 TO 6 HIGH-INTENSITY BURNERS



PROFESSIONAL ILLUMINATED KNOBS



STAINLESS STEEL COOKTOP



CONTINUOUS COOKING GRATES



AUTOMATIC ELECTRIC IGNITION



LIQUID PROPANE OPTION



WOK RING



ELECTRIC COOKTOPS

THOR Kitchen's Professional Electric Cooktops offer powerful, precise heat at the touch of a button to slowly simmer sauces or quickly boil large pots of water. The sleek design complements any kitchen and perfectly balances style, convenience and power.



SCAN, CLICK OR TAP
TO WATCH VIDEO



TEC36 — 36 Inch Electric Cooktop

Fuel Type: Electric

Elements: 5

Power Settings: 9

Voltage/Frequency/Amps: 240/60Hz/40A

Total Power: 10200W

Dimensions: 36"W x 21"D

Controls: Touch Control with Red LED

Cooktop Material: Ceramic Glass

Timer Function: 99 Mins Max



TEC30 — 30 Inch Electric Cooktop

Fuel Type: Electric

Elements: 4

Power Settings: 9

Voltage/Frequency/Amps: 240/60Hz/40A

Total Power: 10200W

Dimensions: 30"W x 21"D

Controls: Touch Control with Red LED

Cooktop Material: Ceramic Glass

Timer Function: 99 Mins Max

COOKTOP FEATURES

ELECTRIC 



LIGHTNINGBOIL™ BURNER



SYNC BURNER



4 TO 5 RADIANT ELEMENTS



9 POWER LEVELS



TOUCH GLASS CONTROLS



AUTOMATIC SHUT OFF



ELECTRIC WALL OVEN

With professional design and performance, the THOR Kitchen 30 Inch Professional Self-Cleaning Electric Wall Oven adds power and a modern accent to your kitchen. This 4.8 cubic foot oven offers the functionality to bake, convection bake, convection roast, broil, heat and keep food warm like a professional chef. The stainless steel finish seamlessly matches your existing appliances and the touch glass control panel makes changing temperatures and settings easy. When you're done cooking, the self-cleaning function takes care of the rest.



SCAN, CLICK OR TAP
TO WATCH VIDEO



HEW3001 — 30 Inch Professional Electric Wall Oven

Fuel Type: Electric
Power Ratings: 3800W
Voltage (Volts): 240V
Amperage (Amps): 20A

Wattage Broil Element: 3500W
Wattage Bake Element: 3000W
Oven Capacity: 4.8 cu. ft.
Oven Racks: 2

WALL OVEN FEATURES

ELECTRIC



TOUCH GLASS CONTROL PANEL



MULTIPLE CONVECTION MODES



HIDDEN BAKE ELEMENT



LARGE OVEN CAPACITY



STAINLESS STEEL EXTERIOR



POWER & CONTROL



SELF-CLEANING FUNCTION



EASY-TO-CLEAN INTERIOR



WHITE LED DISPLAY



**BATMAN AND ROBIN.
PEANUT BUTTER AND JELLY.
CHIPS AND GUAC.**

ALL THE BEST THINGS COME IN PAIRS.

THE DYNAMIC DUO

Pair the 30 Inch Electric Wall Oven with a high-powered THOR Kitchen Cooktop or Rangetop to create an unstoppable culinary duo.



SCAN, CLICK OR TAP
TO LEARN MORE





FISH ON THE PLATE, GOOD. THE LINGERING AROMA OF FISH IN EVERY ROOM, NOT SO GOOD.

VENTILATION HOODS

The smoke. The heat. The mingling aromas. You need a ventilation hood designed as well as your meals. Sized from 24" to 48", THOR Kitchen ventilation hoods are finely finished in oh-so-handsome and durable stainless steel. And powerful three and four-speed fans are engineered to be superbly quiet as they go about their stylishly efficient business. These professional hoods add the perfect finishing touch to your kitchen.



POWERFUL SUCTION



MULTIPLE FAN SPEEDS



QUIET OPERATION AT HIGH SPEED



LED LIGHTING



CONVERTIBLE (VENT OR DUCTLESS)



COMMERCIAL-STYLE BAFFLE FILTERS



PUSH BUTTON CONTROLS



DIGITAL DISPLAY
(HRH3607 AND HRH3007 ONLY)



STAINLESS STEEL FINISH

48 INCH RANGE HOODS



TRH4805 — 48 Inch Professional Range Hood, 16.5 Inches Tall

High: 1200 CFM / 67 dB

Medium: 700 CFM / 59 dB

Low: 530 CFM / 50 dB

Push Button Controls

Three 3.5-watt LED Lights

Stainless Steel Finish

430 Stainless Steel Baffle Filters

7 Inch Round Duct



TRH4806 — 48 Inch Professional Range Hood, 11 Inches Tall

High: 1200 CFM / 67 dB

Medium: 700 CFM / 59 dB

Low: 530 CFM / 50 dB

Push Button Controls

Three 3.5-watt LED Lights

Stainless Steel Finish

430 Stainless Steel Baffle Filters

7 Inch Round Duct



TRH48P — 48 Inch Wall Mount Hood, 14 Inches Tall

High: 1000 CFM / 66.5 dB

Medium: 650 CFM / 58.5 dB

Low: 460 CFM / 49.5 dB

Push Button Controls

Three 3.5-watt LED Lights

Stainless Steel Finish

430 Stainless Steel Baffle Filters

7 Inch Round Duct

36 INCH RANGE HOODS



TRH3605 — 36 Inch Professional Range Hood, 16.5 Inches Tall

High: 1000 CFM / 67 dB

Medium: 700 CFM / 59 dB

Low: 530 CFM / 50 dB

Push Button Controls

Two 3.5-watt LED Lights

Stainless Steel Finish

430 Stainless Steel Baffle Filters

7 Inch Round Duct



TRH3606 — 36 Inch Professional Range Hood, 11 Inches Tall

High: 1000 CFM / 67 dB

Medium: 700 CFM / 59 dB

Low: 530 CFM / 50 dB

Push Button Controls

Two 3.5-watt LED Lights

Stainless Steel Finish

430 Stainless Steel Baffle Filters

7 Inch Round Duct



TRH36P — 36 Inch Wall Mount Hood, 14 Inches Tall

High: 1000 CFM / 66.5 dB

Medium: 650 CFM / 58.5 dB

Low: 460 CFM / 49.5 dB

Push Button Controls

Two 3.5-watt LED Lights

Stainless Steel Finish

430 Stainless Steel Baffle Filters

7 Inch Round Duct



HRH3607 — 36 Inch Wall Mount Range Hood

High: 600 CFM / 64 dB

Medium: 420 CFM / 63 dB

Low: 300 CFM / 56 dB

Touch Control Digital Display

Two 3.5-watt LED Lights

Stainless Steel Finish

430 Stainless Steel Baffle Filters

6 Inch Round Duct

30 INCH RANGE HOODS



TRH3005 — 30 Inch Professional Range Hood, 16.5 Inches

High: 1000 CFM / 67 dB

Medium: 700 CFM / 59 dB

Low: 530 CFM / 50 dB

Push Button Controls

Two 3.5-watt LED Lights

Stainless Steel Finish

430 Stainless Steel Baffle Filters

7 Inch Round Duct



TRH3006 — 30 Inch Professional Range Hood, 11 Inches

High: 1000 CFM / 67 dB

Medium: 700 CFM / 59 dB

Low: 530 CFM / 50 dB

Push Button Controls

Two 3.5-watt LED Lights

Stainless Steel Finish

430 Stainless Steel Baffle Filters

7 Inch Round Duct



TRH30P — 30 Inch Wall Mount Hood, 14 Inches Tall

High: 1000 CFM / 66.5 dB

Medium: 650 CFM / 58.5 dB

Low: 460 CFM / 49.5 dB

Push Button Controls

Two LED Lights

Stainless Steel Finish

430 Stainless Steel Baffle Filters

7 Inch Round Duct



HRH3007 — 30 Inch Wall Mount Range Hood

High: 600 CFM / 64 dB

Medium: 420 CFM / 63 dB

Low: 300 CFM / 56 dB

Touch Control Digital Display

Two 3.5-watt LED Lights

Stainless Steel Finish

430 Stainless Steel Baffle Filters

6 Inch Round Duct

24 INCH RANGE HOODS



TRH2406 — 24 Inch Professional Range Hood, 11 Inches Tall

High: 500 CFM / 60 dB

Medium: 320 CFM / 53 dB

Low: 230 CFM / 46 dB

Push Button Controls

Two 3.5-watt LED Lights

Stainless Steel Finish

430 Stainless Steel Baffle Filters

7 Inch Round Duct

MICROWAVE DRAWER

Calling all "microwave chefs," the THOR Kitchen 24-inch Microwave Drawer offers all of the luxury features you'd expect from a premium appliance. 10 power levels for precision heating and 12 unique easy-to-use food prep functions including popcorn, beverage center, melting chocolate and defrost. The design is ideal for open kitchen designs and islands, freeing up counterspace for ingredients and food prep.



TMD2401 — 24 Inch Microwave Drawer

Capacity: 1.2 cu. ft.

Wattage: 950W CUL

Display: LCD / Incandescent

Cavity: Painted

Program Stages: 4

Exhaust Louver: Concealed Bottom

Drawer Open: Auto Open / Hand Assist

UL & CUL Certified

MICROWAVE FEATURES

ELECTRIC 



12 UNIQUE SENSOR FUNCTIONS



MULTIPLE POWER MODES



AUTO TOUCH OPEN/CLOSE



SPACIOUS CAPACITY



KEEP WARM FUNCTION



SLEEK DESIGN

COOLING



HOW DOES SOMETHING MEANT TO COOL LOOK SO HOT?



REFRIGERATION

Professional French Door Refrigerators

35 - 37



UNDERCOUNTER

Indoor Outdoor Refrigerator Drawers

38



WINE COOLERS

Single + Dual Zone Wine Coolers

39 - 41



ICE MAKER

Built-In Ice Maker

42



YOUR FRENCH VANILLA DOWN BELOW SHOULD NEVER SMELL LIKE YOUR FRESH SALMON UP ABOVE.

REFRIGERATION

Let's keep everything as cool, crisp, cold and/or frozen as the recipes call for, shall we? Answering the call is our freestanding refrigerators. Inside where the magic happens, you'll find two freezer drawers, a full-width chiller drawer and a Triple or Twin Cooling system that separates the refrigerator and freezer zones. Moisture, odor transfer and freezer burn, gone. Compliments on meals, way, way up.



SCAN, CLICK OR TAP TO WATCH VIDEO

REFRIGERATOR FEATURES

ELECTRIC 



STORAGE SPACE



FLEX DRAWER
(TRF3601FD ONLY)



CRISPER DRAWERS



TRIPLE OR DUAL-TECH COOLING SYSTEM



FINGERPRINT RESISTANT



COUNTER-DEPTH



ICE & WATER DISPENSER
(TRF3601FD ONLY)



AUTOMATIC ICE MAKER



SHOWCASE LED LIGHTING



ADJUSTABLE RACKS & SHELVES



SUPER FREEZING AND COOLING
(TRF3601FD ONLY)



FREEZER DRAWERS



DOOR ALARM



WATER FILTRATION
(TRF3601FD ONLY)



ENERGY STAR CERTIFIED
(TRF3601FD ONLY)



HRF3601F — 36 Inch Freestanding French Door Refrigerator

Refrigerator Capacity: 14.7 cu. ft.

Freezer Capacity: 5.69 ft.

Refrigerator Temperature Range: 34-44° F

Freezer Temperature Range: -8° to -9° F

4 Adjustable Shelves

1 Full-Width Fixed Shelf

2 Humidity Control Drawers

Gallon Door Storage

Dual Cycle and Dual Air-Cooled System

Automatic Ice-Maker



TRF3601FD — 36 Inch Professional French Door Refrigerator with Ice and Water Dispenser

Refrigerator Capacity: 12.4 cu. ft.

Freezer Capacity: 6.6 cu. ft.

Flex Drawer Capacity: 2.63 cu. ft.

6 LED Lights

Triple-Tech Cooling System

Adjustable Freezer Temp. Controls

Door Alarm

Automatic Ice Maker

3 Gallon Bins & Dairy Compartment

Energy Star & UL Certified



FLEX DRAWER (TRF3601FD)

Choose precise temperatures for meats, veggies, beverages and even your favorite bottle of wine.

UNDERCOUNTER REFRIGERATOR DRAWER

THOR Kitchen's 24 Inch Indoor Outdoor Refrigerator Drawer in Stainless Steel is freestanding and rated for both indoor and outdoor use. So, add it to the man cave or keep it out by the grill. With its sleek stainless steel design, LED lighting and soft close drawers, how can something meant to refrigerate look so darn hot?



TRF2401U — 24 Inch Indoor Outdoor Refrigerator Drawer

Dimensions (WxHxD): 23.5" x 34.2" x 23.4"

Storage: 5.4 cubic feet

Quiet Operation: 41 db

Product Weight: 114 lb.

Indoor Outdoor Freestanding

2 Drawers

REFRIGERATOR FEATURES

ELECTRIC 



INDOOR AND OUTDOOR RATED



LARGE STORAGE SPACE



SOFT CLOSE DRAWERS



CONVECTION COOLING SYSTEM



QUIET OPERATION



DIGITAL CONTROLS



FINGERPRINT RESISTANT FINISH



ADJUSTABLE LEVELING LEGS

WINE COOLERS

What is a perfectly cooked masterpiece without the perfectly preserved wine pairing? THOR Kitchen offers a wide range of models with important attention to detail to best accommodate your wine preservation requirements and personal taste—in wine, as well as décor. Our Single and Dual Zone Wine Coolers can be used for entertaining indoors or outside in your outdoor kitchen.

WINE COOLER FEATURES

ELECTRIC 



PRECISE TEMPERATURE CONTROL



LARGE STORAGE CAPACITY



DUAL TEMPERATURE ZONES



FULL-EXTENSION RACKS



INTERIOR LIGHTS



SECURITY LOCK



SABBATH MODE



CHARCOAL FILTRATION SYSTEM




DOOR ALARM



BOTTLES AND CANS



FREESTANDING



WOODEN OR WIRE SHELVES



TBC2401DI — 24 Inch French Door Wine/Beverage Center (21 Bottles, 95 Cans)

- | | |
|---------------------------------|-------------------------------------|
| 21 Bottles (Left Zone) | Fan Assisted Cooling |
| 95 Cans (Right Zone) | Seamless Stainless Steel Door Frame |
| Left Temperature Zone 41-65°F | Dual Pane Tempered Glass |
| Right Temperature Zone: 38-65°F | Blue LED Interior Lighting |
| Noise Level: 34 dB | No Frost Design |
| Indoor Use Beverage Center | ETL & CEC Certified |



TWC2401DO — 24 Inch Indoor/Outdoor Dual Zone Wine Cooler (46 Bottles)

- | | |
|-------------------------------------|--|
| Bottle Capacity: 46 Bottles | Dual Pane Glass with Low-E (UV Protection) |
| Independent Dual Zone: 41-65°F | Natural Beech Wood Shelves |
| Noise Level: 34 dB | Blue LED Interior Lighting |
| Shake Proof and Water Proof | No Frost Design |
| Fan Assisted Cooling | Charcoal Filtration System |
| Seamless Stainless Steel Door Frame | ETL & CEC Certified |



TWC2403DI — 24 Inch Dual Zone Wine Cooler (162 Bottles)

- | | |
|--|-------------------------------|
| Bottle Capacity: 162 Bottles | 13 Natural Beech Wood Shelves |
| Temperature: 41-65° F | Full-Extension Racks |
| Precise Temperature Control | 304 Stainless Steel |
| Digital Touch Control with LED Readout | Security Lock |
| Multi-Color LED Interior Lighting | Door Alarm |
| Sabbath Mode | 262 lbs. |
| Charcoal Filtration System | ETL Certified |



TWC2402 — 24 Inch Dual Zone French Door Wine Cooler (42 Bottles)

- | | |
|---------------------------------|--------------------------------|
| Bottle Capacity: 42 Bottles | Metal Pull-Out Racks |
| Temperature: 41-65° F | Energy Efficient Design |
| Dual Temperature Zones | Interior LED Lights |
| Noise Level: 42 dB | Door Alarm |
| Tempered Double Pane Glass Door | Charcoal Filtration System |
| No Frost Air Circulating Design | CE, ETL, CB and RoHS Certified |



TWC1501 — 15 Inch Single Zone Wine Cooler (33 Bottles)

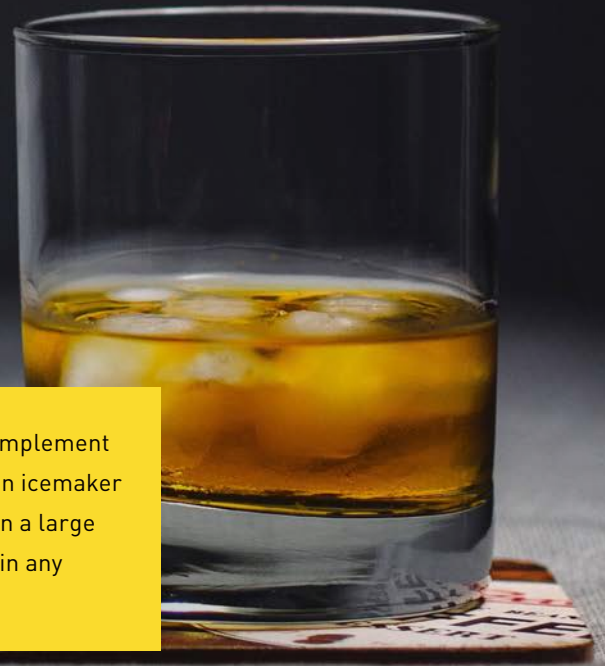
- | | |
|------------------------------|---------------------------------|
| Bottle Capacity: 33 Bottles | Security Lock |
| Temperature: 41-65° F | No Frost Air Circulating Design |
| Noise Level: 45 dB | 304 Stainless Steel |
| Interior LED Lighting | Natural Beech Wood Shelves |
| Adjustable Pull-Out Shelving | ETL Certified |



HWC2405U — 18 Inch Single Zone Wine Cooler (40 Bottles)

- | | |
|---------------------------------|---------------------------------|
| Bottle Capacity: 40 Bottles | Compressor Powered Cooling |
| Temperature: 41-65° F | No Frost Air Circulating Design |
| Noise Level: 41 dB | Natural Beech Wood Shelves |
| Style: Built-In or Freestanding | ETL, CSA and UL Certified |
| Stainless Steel Door Frame | |

ICE MAKER



An entertainer's dream, the 15 inch Built-In Ice Maker is the perfect complement to any home refrigeration suite. Keep plenty of fresh ice on hand with an icemaker that produces 50 pounds of ice a day and stores up to 25 pounds of ice in a large capacity bin. Featuring a built-in pump, the Ice Maker is easy to install in any kitchen or residential wet bar.



TIM1501 — 15" Built-In 50 lbs Ice Maker

Ice Shape: Cube

50 lbs. of Ice Production per Day

26.5 lbs. Ice Storage Capacity

Removable Basket

Automatic Ice Level Control/Shutoff

ENERGY STAR Certified

ICE MAKER FEATURES

ELECTRIC 



BUILT-IN PUMP



STEADY PRODUCTION



AMPLE STORAGE



LED LIGHTING



AUTOMATIC SHUT-OFF



AUTOMATIC DEFROST



MULTIPLE DESIGN OPTIONS



ENERGY STAR CERTIFIED

CLEANING



LIVE CLEAN, MY FRIEND,
LIVE CLEAN.

DISHWASHER

Whether you're entertaining for one or hosting a full-blown dinner party, things generally get a little messy. And that's where a THOR Kitchen dishwasher is a thing of beauty. You'll find useful features like a multiple filtration system for optimal performance using less water and energy. And a Smart Wash System that actually determines the cycle to use depending on the soil level of the load. It's a well-crafted machine that never met a meal it didn't love.



HDW2401SS — 24" Built-In Dishwasher

Noise Level: 45 dB

Load Capacity: 48PCS / 20GP

Rated Power Usage: 95W / 840W

Heating Element: 120V / 840W

Inlet Water Temp: 120°F (49°C)

Water Consumption: 3.1 Gallons (DOE)

System Outlet Hose: 59"

Washing Performance: 80 Plus Certified

Control-Lock

CSA Certified

DISHWASHER FEATURES

ELECTRIC ⚡



ADJUSTABLE RACKS



A QUIET 45 DBAS



SMART WASH SYSTEM



POWERFUL SPRAY ARMS



REMOVABLE UTENSIL BASKET



FINGERPRINT RESISTANT



WATER & ENERGY EFFICIENT

OUTDOOR



CUSTOMIZE YOUR SPACE AND ENTERTAIN LIKE A BOSS!



Beef up your outdoor kitchen with THOR Kitchen's Modular Outdoor Kitchen Suite. The suite features a sleek, masculine design aesthetic with recessed handles and large surface areas. The modular nature of the suite allows you the flexibility to arrange the pieces in any configuration. The six-piece suite also has the option to incorporate THOR's 24-inch Indoor/Outdoor Undercounter Refrigerator Drawer or Dual Zone Wine Cooler. #cooklikeagod

BBQ GRILL

4-Burner Gas Grill

GRILL CABINET

BBQ Grill Cabinet with Storage

SINK

Stainless Steel Sink Cabinet

REFRIGERATOR CABINET

Add Refrigerator Drawers or Wine Cooler

STORAGE CABINET

Corner Cabinet with Extra Storage

PIZZA OVEN

Stainless Steel Pizza Cabinet

MK04SS304 — 32 Inch 4-Burner Gas BBQ Grill with Rotisserie



This powerful grill has one 13,000 BTU infrared burner and three 12,000 BTU tube burners, giving you full control to create hot and cool areas on your 'que. It also features a 10,000 BTU rear infrared rotisserie burner, because rotating a bird keeps it juicy.

Liquid Propane/Natural Gas	Four Burners
Infrared Rotisserie Burner	1 x 13,000 BTU, 3 x 12,000 BTU
LED Knob Lights	304 Stainless Steel
3-Inch Fixed Casters	32 1/16" x 10.5" (Grill Cover) x 26" Oven



MK03SS304 — Grill Cabinet

The THOR Kitchen 32 Inch Grill Cabinet is designed to hold our 4-Burner Built-in Propane Gas Island Grill (not included). With two storage drawers and a bottom storage cabinet, it offers extra space to keep your grilling essentials, chef towels and cleaning supplies.

Storage Drawers	304 Stainless Steel
Recessed Handles	32 1/16" x 38" x 25"
3-Inch Fixed Casters	



MK01SS304 — Sink

The stainless steel sink cabinet elevates your outdoor kitchen game as a place to rinse your fresh ingredients before cooking, thaw prepared proteins, and wash your grilling utensils after barbequing a delicious meal. It features extra cabinet space, a built-in spice rack, and a convenient bottle opener so you can enjoy a brew while you 'que.

Extra Storage	3-Inch Fixed Casters
Bottle Opener	304 Stainless Steel
Storage Tray	32" x 38" x 25"



MK02SS304 — Refrigerator Cabinet

The THOR Kitchen 35 Inch Refrigerator Cabinet Module is designed to house our 24-inch Indoor/Outdoor Undercounter Refrigerator Drawer or Dual Zone Wine Cooler (appliances not included). It provides additional counter space for you to season ingredients, chop produce and rest your steaks after searing to a perfect medium-rare.

Counter Space	304 Stainless Steel
Appliance Cabinet	35 3/16" x 38" x 26"
3-Inch Fixed Casters	Fit Refrigerator Drawer or Wine Cooler



MK06SS304 — Corner Cabinet

The THOR Kitchen Corner Cabinet Module is what you need if you're looking to add an angle to your outdoor kitchen, such as making an L-shape so the modular suite will fit on your back patio. An extra large storage cabinet is the perfect place to store your grilling essentials and cleaning supplies.

Counter Space	304 Stainless Steel
Extra Large Storage Cabinet	30 1/2" x 38" x 30 1/2"
3-Inch Fixed Casters	



MK07SS304 — Pizza Oven

The THOR Kitchen Wood Burning Pizza Oven adds smokey and savory flavor to any recipe, featuring a classic ceramic pizza stone and flue damper to control heat flow. It comes equipped with a pizza cutter, pizza peel, pizza/pie server, brush – and has a handy accessories rack to store it all (What is an artist without his tools?).

Ceramic Pizza Stone	Pizza Cutter and Peel
Chimney (Flue Damper)	Pie Server and Brush
Extra Large Storage Cabinet	304 Stainless Steel
3-Inch Fixed Casters	27 7/8" x 56 1/2" x 25"

JOIN THE CLUB!

Follow THOR Kitchen online and sign up to receive monthly product news and get the inside scoop on new promos, recipes and more!



FEEL THE THUNDER AT THORKITCHEN.COM



#COOKLIKEAGOD



THOR Kitchen
4651 E Airport Drive
Ontario, CA 91761
1.877.288.8099



thorkitchen.com
info@thorgroup.us

© THOR Kitchen 2022