

















# FORZA™

## FODP30S

### 30" Double Dual Convection Electric Wall Oven

30" Double Dual Convection Electric Wall Oven / Self cleaning / St. steel

Introducing the original Forza Wall oven featuring a uniquely shaped oven window and high performances. Different by design. A design that maximize user experience and interaction with the product.

MAIN FEATURES	
Dimension & color	30" - St. Steel
Oven type	Dual fan with True Euro Convection and self cleaning
CONTROLS	
User interface	5,7" TFT display with electronic control
Commands	4 Knobs
Language	6 (IT, GB, EN-US, FR, DE, ES)
OVEN FUNCTIONS	
Thaw (defrost)	
Dehydrate	
Proofing (Warm)	
Keep warm (warm plus)	
Bake	
Roast	
True European Convection Bake (Multi level)	
Pizza	
Convection Roast	
Convection Bake	
Convection Grill	
Convection Broil	
Broil levels	
Classic pizza function 650°F	
Sabbath mode	
Self clean	
SPECIAL FEATURES & SETTINGS	
Menù recipes	•
Fast Preheat	•
Demo Mode	•
Brightness setting (ON/OFF condition)	•
Beeper volume setting	•
Date format	•
Commands Lock	•
Child Door Lock	•
12/24 hours clock format	•



#### DUAL FAN WITH TRUE EURO CONVECTION



#### TFT DISPLAY & ELECTRONIC CONTROL



#### RADICAL ITALIAN DESIGN



# FORZA™

°C/°F degree unit	•
lb/Kg Weight format	•
Warranty	2 years parts & labor
<b>OVEN DOOR(S)</b>	
Door Glass	4 Pane Heat Resistant Glass
Door Hinges	Soft closing system
<b>OVEN CAVITY(S)</b>	
Gross Capacity (cuft)	4.4
Usable Capacity (cuft)	4.1
Cavity Enamel Colour	Black
Rack levels	6
Oven lights	3x20W Halogen
Broil Upper Heating Element	3500 W (230/240V)
Upper Auxiliary Element Wattage	1032 W (230/240V)
Concealed Bake Lower Heating Element	3000 W (230/240V)
Convection Element Wattage	2x1300 W (230/240V)

## OVEN ACCESSORIES

Chromed racks	2 per cavity
Enameled Grill set (basin + anti splash)	1 per cavity
Telescopic chromed rack	1 per cavity
Meat probe	Upper oven only

## POWER / RATINGS (208/240 V, 60 HZ)

KW/Amps rating at 240V, 60Hz	7.50kW - 31.2A
KW/Amps rating at 208V, 60Hz	6.30kW - 30.3A
Cable + Conduit	•

## TECHNICAL DRAWING

Ltr.	CUTOUT DIMENSION	inch	cm
A	Cutout Width	28 7/16"	72,2cm
B	Cutout Depth	24"	61cm
C	Cutout Height	50"	127cm
E	Minimum Spacing	1/2"	0,5cm
F	Minimum Spacing	1 1/4"	2,5cm

