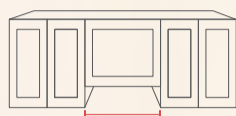


Choose the Right FOTILE Range Hood for Your Kitchen

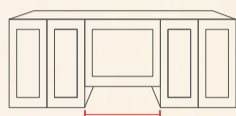
With Upper Cabinet

As shown in the figure below, please measure the width (A) between the side cabinets and select a recommended model.

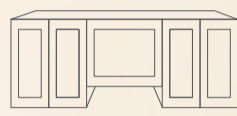
Based on the width, find the option below and proceed to the next step.



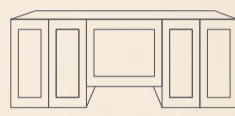
Cabinet Width 30in



Cabinet Width 36in




Freestanding Range



Build-in cooktop

Cabinet Width 30in Freestanding Range

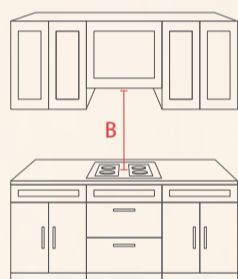
Please measure the distance C from the cabinet to the highest point of the kitchen range.
If B < 29in, unfortunately, there's no suitable range hood.
If C > 19in, please measure the distance B from the bottom of the cabinet to the stove/burner.
Based on the measurements, please refer to the recommendations in the table on the right.



B	Recommendation	Note
29.5-33.5in		Recommended installation height for best efficiency
33.5-36.5in	Slant Vent Series: JQG7501 JQG7501.G JQG7502	For best suction performance, we recommend to purchase a 4in Decorative Plate and adjust the installation height to 29.5-32.5in
36.5-38.5in	JQG7502.G JQG7505 JQG7505-W	For best suction performance, we recommend to purchase a 6in Decorative Plate and adjust the installation height to 29.5-32.5in
> 38.5in	JQG7522 (E-Commerce Model)	For best suction performance, we recommend to adjust the installation height to 29.5-32.5in and install a cabinet filler

Cabinet Width 30in Build-in cooktop


Please measure the distance B from the cabinet to the top of the stove/burner.
If B < 29in, unfortunately, there's no suitable range hood.
If B > 29in, please refer to the recommendations in the table on the right.



B	Recommendation	Note
29.5-33.5in		Recommended installation height for best efficiency
33.5-36.5in	Slant Vent Series: JQG7501 JQG7501.G JQG7502	For best suction performance, we recommend to purchase a 4in Decorative Plate and adjust the installation height to 29.5-32.5in
36.5-38.5in	JQG7502.G JQG7505 JQG7505-W	For best suction performance, we recommend to purchase a 6in Decorative Plate and adjust the installation height to 29.5-32.5in
> 38.5in	JQG7522 (E-Commerce Model)	For best suction performance, we recommend to adjust the installation height to 29.5-32.5in and install a cabinet filler
32-36in	Pixie Air™ Series: UQS3001、UQG3002	Recommended installation height for best efficiency (**We do not recommend this serie if measurement B is higher than 36in)

Cabinet Width 36in Freestanding Range

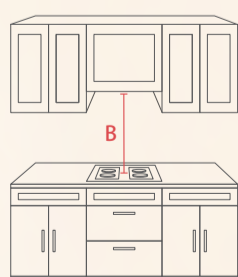
Please measure the distance C from the cabinet to the highest point of the kitchen range.
If C < 19in, unfortunately, there's no suitable range hood for you.
If C > 19in, please measure the distance B from the bottom of the cabinet to the stove/burner.
Based on the measurements, please refer to the recommendations in the table on the right.



B	Recommendation	Note
29.5-33.5in		Recommended installation height for best efficiency
33.5-36.5in		For best suction performance, we recommend to purchase a 4in Decorative Plate and adjust the installation height to 29.5-32.5in
36.5-38.5in	Slant Vent Series: JQG9001	For best suction performance, we recommend to purchase a 6in Decorative Plate and adjust the installation height to 29.5-32.5in
> 38.5in		For best suction performance, we recommend to adjust the installation height to 29.5-32.5in and install a cabinet filler

Cabinet Width 36in Build-in cooktop

Please measure the distance B from the cabinet to the top of the stove/burner.
If B < 29in, unfortunately, there's no suitable range hood for you.
If B > 29in, please refer to the recommendations in the table on the right.



B	Recommendation	Note
29.5-33.5in		Recommended installation height for best efficiency
33.5-36.5in		For best suction performance, we recommend to purchase a 4in Decorative Plate and adjust the installation height to 29.5-32.5in
36.5-38.5in	Slant Vent Series: JQG9001	For best suction performance, we recommend to purchase a 6in Decorative Plate and adjust the installation height to 29.5-32.5in
> 38.5in		For best suction performance, we recommend to adjust the installation height to 29.5-32.5in and install a cabinet filler



FOTILE WeChat Customer Support

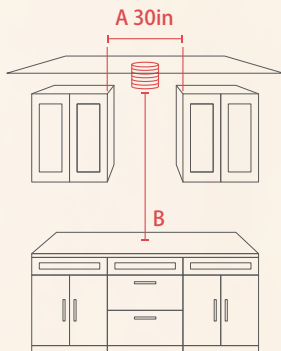
☎ 888-315-0366
✉ serviceusa@fotile.com
🌐 us.fotileglobal.com

Service Hours:
Mon. - Fri. 9am-8:30pm EST
Sat. & Sun. 12pm-4pm EST

*4in and 6in Decorative Plates are available in FOTILE retail stores and FOTILE Online Store.

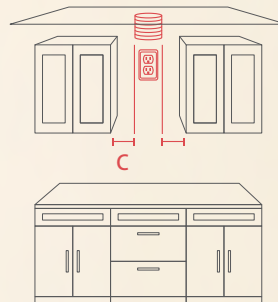
Choose the Right FOTILE Range Hood for Your Kitchen

Without Upper Cabinet - Cabinet width 30in



As shown in the left figure, please confirm the measurement A (the width between the cabinets) is 30in.

Please measure the distance B from the stove/burner to the bottom of the duct.
If $B < 45in$, unfortunately, there's no suitable range hood.
If $B > 45in$, please find the option below and proceed to the next step.

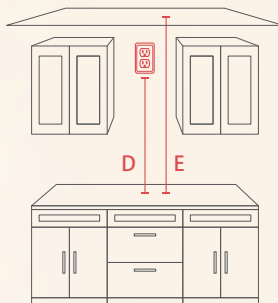


As shown in the left figure, please measure the width C (the distance between the arc edge of the duct/socket to the corresponding cabinet edge).

If smaller than 9in on either side, the duct/socket may be exposed, please consider it carefully or consult us before decision.
If bigger than 9in on either side, please find the option below according to the size B.

| $B > 45in$

1. Please measure the distance D (from the bottom of the socket to the stove/burner).
If $D < 32in$, you may have to move the socket, please consult with us.
 2. Please measure the distance E (from the ceiling to the stove/burner).
- Based on the measurements, please refer to the recommendations in the table below.



E	Recommendation	Note
45-60in	Slant Vent Series: JQG7501、JQG7501.G、 JQG7502、JQG7502.G、 JQG7505、JQG7505-W、 JQG7522(E-Commerce Model)	For best suction performance, we recommend to purchase a 8ft Ceiling Decorative Cover and adjust the installation height to 29.5-32.5in
60-74in		For best suction performance, we recommend to purchase a 9ft Ceiling Decorative Cover and adjust the installation height to 29.5-32.5in
74-82in		For best suction performance, we recommend to purchase a 10ft Ceiling Decorative Cover and adjust the installation height to 29.5-32.5in



FOTILE WeChat
Customer Support

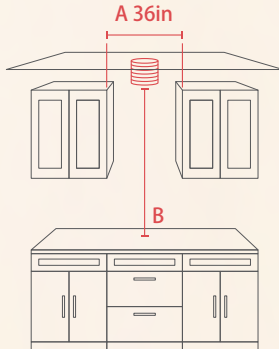
☎ 888-315-0366
✉ serviceusa@fotile.com
🌐 us.fotileglobal.com

Service Hours:
Mon. - Fri. 9am-8:30pm EST
Sat. & Sun. 12pm-4pm EST

*Decorative Covers are available in FOTILE retail stores and FOTILE Online Store.

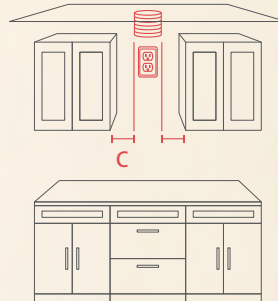
Choose the Right FOTILE Range Hood for Your Kitchen

Without Upper Cabinet - Cabinet width 36in



As shown in the left figure, Please confirm that measurement A (the width between the side cabinets) is 36 in.

Please measure the distance B from the stove/burner to the bottom of the duct.
If B < 45in, unfortunately, there's no suitable range hood.
If B > 45in, please find the option below and proceed to the next step.



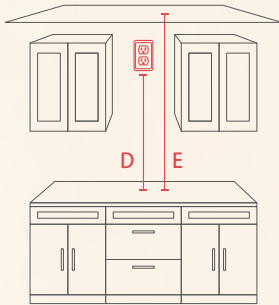
As shown in the left figure, please measure the width C (the distance between the arc edge of the duct/socket to the corresponding cabinet edge).

If smaller than 11in on either side, the duct/socket may be exposed, please consider it carefully or consult with us before decision.
If bigger than 11in on either side, please find the option below according to the size B.

| B 45in-60in

1. Please measure the distance D (from the bottom of the socket to the stove/burner).
If D < 32in, you may have to move the socket, please consult with us.
2. Please measure the distance E (from the ceiling to the stove/burner).

Based on the measurements, please refer to the recommendations in the table below.

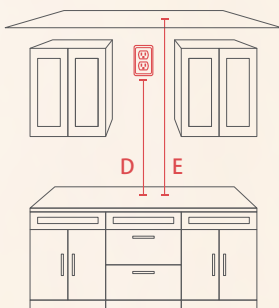


E	Recommendation	Note
45-60in	Slant Vent Series: JQG9001	For best fume extraction result, we recommend to purchase a 8ft Ceiling Decorative Cover and adjust the installation height to 29.5-32.5in
60-74in		For best fume extraction result, we recommend to purchase a 9ft Ceiling Decorative Cover and adjust the installation height to 29.5-32.5in
74-82in		For best fume extraction result, we recommend to purchase a 10ft Ceiling Decorative Cover and adjust the installation height to 29.5-32.5in

| B > 60in

1. Please measure the distance D (from the bottom of the socket to the stove/burner).
Slant Vent Series range hoods require D > 32in, while Perimeter Vent Series require D > 53in.
If you have to move the socket, please consult with us.
2. Please measure the distance E (from the ceiling to the stove/burner).

Based on the measurements, please refer to the recommendations in the table below.



E	Recommendation	Note
53-60in	Slant Vent Series: JQG9001	Slant Vent Series: For best fume extraction result, we recommend to purchase a 8ft Ceiling Decorative Cover and adjust the installation height to 29.5-32.5in
60-65in		Slant Vent Series: For best fume extraction result, we recommend to purchase a 9ft Ceiling Decorative Cover and adjust the installation height to 29.5-32.5in
65-74in		Slant Vent Series: For best fume extraction result, we recommend to purchase a 9ft Ceiling Decorative Cover and adjust the installation height to 29.5-32.5in Perimeter Vent Series: For best fume extraction result, we recommend to purchase an Extended Decorative Cover for 9ft Ceiling applied and adjust the installation height to 25.63-27.56in
74-79in	Perimeter Vent Series: EMS9018、EMS9026、EMG9030	Slant Vent Series: For best fume extraction result, we recommend to purchase a 10ft Ceiling Decorative Cover and adjust the installation height to 29.5-32.5in Perimeter Vent Series: For best fume extraction result, we recommend to purchase an Extended Decorative Cover for 9ft Ceiling applied and adjust the installation height to 25.63-27.56in
79-82in		Slant Vent Series: For best fume extraction result, we recommend to purchase a 10ft Ceiling Decorative Cover and adjust the installation height to 29.5-32.5in Perimeter Vent Series: For best fume extraction result, we recommend to purchase an Extended Decorative Cover for 10ft Ceiling applied and adjust the installation height to 25.63-27.56in
82-87in		Slant Vent Series: For best fume extraction result, we recommend to adjust the installation height to 29.5-32.5in and install a customized molding (not available from FOTILE) Perimeter Vent Series: For best fume extraction result, we recommend to purchase an Extended Decorative Cover for 10ft Ceiling applied and adjust the installation height to 25.63-27.56in



FOTILE WeChat Customer Support

☎ 888-315-0366
✉ serviceusa@fotile.com
🌐 us.fotileglobal.com

Service Hours:
Mon. - Fri. 9am-8:30pm EST
Sat. & Sun. 12pm-4pm EST

*Decorative Covers are available in FOTILE retail stores and FOTILE Online Store.