

Roll-A-Ramp® Modular Ramp System™

Retail Price Guide & Handbook

July 2019



An Innovation In Ramping

Nothing Else Compares!



Permanent ramps are expensive—cannot be moved—and need a building permit
Get Roll-A-Ramp® and decide when and where you want to use it!



Forget About Permanent-Only Ramps

IT'S YOUR CHOICE

- Permanent stationary ramp
- Temporary ramp

YOU DECIDE WHEN—WHERE—AND FOR HOW LONG The Strongest, Most Versatile Ramp Ever

- ⇒ ADA-COMPLIANT
- ⇒ ROLLS UP
- ⇒ 1,000 lbs. CAPACITY
- ⇒ AEROSPACE ALUMINUM



THE ROLL-A-RAMP® ADVANTAGE

- ⇒ No building permit needed
- ⇒ Superior traction in any conditions
- ⇒ Modular link technology
- ⇒ Change ramp length



UNCONDITIONAL 10-YEAR WARRANTY



Easily sets up for access anywhere!
Quickly taken down for relocation.



To order or for assistance contact Roll-A-Ramp®
Toll-Free 1-866-883-4722 sales@rollaramp.com www.rollaramp.com



Roll-A-Ramp® Modular Ramp System™

We've made it simple to find the ramp configuration and price you need—QUICKLY!

One Model Number—One Price—All-Inclusive

(Everything needed to set up the ramp is included)

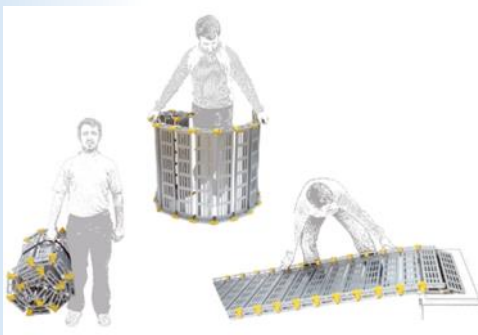


- 1) **Select the correct ramp Length** (how to guide inside)
- 2) **Choose ramp Width** (30" or 36")
- 3) **Decide if you need Handrails** and if you do, one side or both sides
- 4) **You may need an optional Platform** (can be added for turns or limited space)

Then Choose the Configuration

Refer to the Model Number that matches your desired configuration for package pricing and even shipping cost!

****NO BUILDING PERMIT IS REQUIRED FOR ROLL-A-RAMP****



Just Roll it Up and GO!



To order or for assistance contact Roll-A-Ramp®
Toll-Free 1-866-883-4722 sales@rollaramp.com www.rollaramp.com



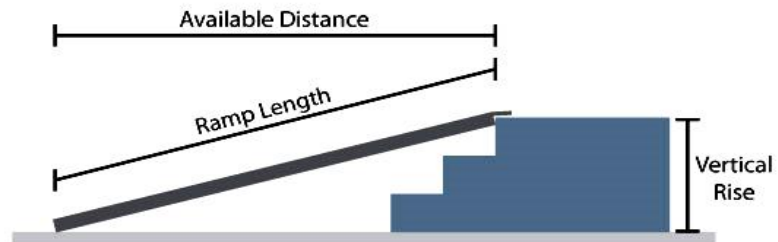
Roll-A-Ramp® Modular Ramp System™

What length of ramp do you need?

- GENERAL RULE OF THUMB:** 1) Measure the vertical height of the steps or landing
2) Divide by 2 (precise ramp length determined below)

Length Example: 24 inch high steps = 12 foot length ramp (24 / 2)

This is a slope angle of 10 degrees seen in the picture



STEP 1: SELECT THE CORRECT RAMP LENGTH FOR YOUR USE

- DETERMINE USE:** How you will be using your ramp?
- DETERMINE LENGTH:** Use the [Length Calculations](#) listed below
Or use the [Length Calculation Chart](#) on the next page → → →

- A) **Public Use:** A 1:12 slope—1 foot of ramp for each 1 inch of rise
(Example: 24" vertical rise = 24' ramp length)

ADA-compliant option (Does not apply to temporary ramps like Roll-A-Ramp® although it may be used)

- Ramps for public access—May also be used for home applications

Slope Angle: 5 Degrees **5° Length Calculation: Vertical rise divided by 1**





- B) **Walking, Manual Wheelchairs** (with or without assistance), **Power Wheelchairs, and Scooters**
- Best for individuals with limited walking ability
 - A smaller person helping a larger person in the wheelchair or an independent wheelchair user
 - Power wheelchairs and scooters

Slope Angle: 7 Degrees **7° Length Calculation: Vertical rise divided by 1.5**
(Example: 24" vertical rise divided by 1.5 = 16' ramp)

- C) **Walking, Assisting a Manual Wheelchair, Power Wheelchairs, and Scooters**
- Walking up the ramp (handrails recommended)
 - Able-bodied helper assisting a manual wheelchair user up the ramp
 - Most power wheelchairs and scooters

Slope Angle: 10 Degrees **10° Length Calculation: Vertical rise divided by 2**

Roll-A-Ramp® Length Calculation Chart

ADA (4.8-Degree) 1:12 ratio	 RAMP LENGTH	7-Degree = Rise / 1.5	 RAMP LENGTH	10-Degree = Rise / 2	 RAMP LENGTH	12-Degree = Rise / 2.5	 RAMP LENGTH
RISE Distance (inches)	RISE Distance (inches)	RISE Distance (inches)	RISE Distance (inches)	RISE Distance (inches)	RISE Distance (inches)	RISE Distance (inches)	RISE Distance (inches)
7"	7 FT	7"	5 FT	7"	4 FT	7"	4 FT
8"	8 FT	8"	6 FT	8"	5 FT	8"	4 FT
9"	9 FT	9"	7 FT	9"	5 FT	9"	5 FT
10"	10 FT	10"	7 FT	10"	6 FT	10"	5 FT
11"	11 FT	11"	8 FT	11"	6 FT	11"	5 FT
12"	12 FT	12"	9 FT	12"	7 FT	12"	6 FT
13"	13 FT	13"	9 FT	13"	7 FT	13"	6 FT
14"	14 FT	14"	10 FT	14"	8 FT	14"	7 FT
15"	15 FT	15"	11 FT	15"	8 FT	15"	7 FT
16"	16 FT	16"	11 FT	16"	9 FT	16"	7 FT
17"	17 FT	17"	12 FT	17"	9 FT	17"	8 FT
18"	18 FT	18"	13 FT	18"	10 FT	18"	8 FT
19"	19 FT	19"	13 FT	19"	10 FT	19"	9 FT
20"	20 FT	20"	14 FT	20"	11 FT	20"	9 FT
21"	21 FT	21"	15 FT	21"	11 FT	21"	10 FT
22"	22 FT	22"	15 FT	22"	12 FT	22"	10 FT
23"	23 FT	23"	16 FT	23"	12 FT	23"	10 FT
24"	24 FT	24"	17 FT	24"	13 FT	24"	11 FT
25"	25 FT	25"	17 FT	25"	13 FT	25"	11 FT
26"	26 FT	26"	18 FT	26"	14 FT	26"	12 FT
27"	27 FT	27"	19 FT	27"	14 FT	27"	12 FT
28"	28 FT	28"	19 FT	28"	15 FT	28"	12 FT
29"	29 FT	29"	20 FT	29"	15 FT	29"	13 FT
30"	30 FT	30"	21 FT	30"	16 FT	30"	13 FT
31"	31 FT	31"	21 FT	31"	16 FT	31"	14 FT
32"	32 FT	32"	22 FT	32"	17 FT	32"	14 FT
33"	33 FT	33"	23 FT	33"	17 FT	33"	15 FT
34"	34 FT	34"	23 FT	34"	18 FT	34"	15 FT
35"	35 FT	35"	24 FT	35"	18 FT	35"	16 FT
36"	36 FT	36"	25 FT	36"	19 FT	36"	16 FT
Americans with Disabilities Act Complainance	Manual wheelchairs assisted & unassisted, walking	Manual wheelchairs assisted & power wheelchairs		Max recommended for power wheelchairs, or strong assistance w/ manual wheelchairs			
	Standard placement = top 12" of ramp is on upper surface.		Standard placement = top 6" of ramp is on upper surface.				

Roll-A-Ramp® Modular Ramp System™

STEP 2: CHOOSE HANDRAIL STYLE — SECTIONS OR CONTINUOUS

The Roll-A-Ramp® Modular Ramp System™ offers both *Handrail Sections* and *Continuous Handrails*, please specify preference when ordering.

HANDRAIL SECTIONS Standard configuration unless Continuous is preferred. Consists of multiple shorter sections for easy portability. Handrail sections are quickly removed and stored without disassembling.

CONTINUOUS RAIL Optional at no additional charge. Handrail extends from beginning to end with no gaps between sections. Handrail may need to be disassembled for transportation or storage.

**ADA-Compliant option—for stationary ramps for public use*



SECTIONS style (Standard)



CONTINUOUS style (Optional)

STEP 3: CHOOSE STYLE STRAIGHT END OR LOOP END



Straight End Handrail: Handrail has a 90-degree end. The more economical option, offering the most efficient storage and portability.



Loop End Handrail: Allows user to grip a loop while entering the ramp. Adds an extra layer of security.
**ADA-compliant style*



Handrail Sections (standard)
Straight End rail pictured




Continuous Handrail (optional)
Loop End rail pictured

Handrail Sections are shipped with all Modular Ramp Systems unless Continuous rails are specified.

Continuous type handrails are optional at no additional charge, please specify when ordering.

Alternate Ramp Placement Option for Your Roll-A-Ramp®

Modular Ramps ship ready to set up in place using the yellow transition plate on the upper end of the ramp. Like this: →



However, there are times when this may not be possible or the best option.

1. 6" of landing is not available to place ramp
2. You do not want to have the ramp resting on the landing surface

For example, opening and closing the door with the ramp set up may not be possible. This means having to set up and take down the ramp each time you use it to open and close the door.

⇒ The alternative option below can address these situations.

SEG-MOUNT BRACKETS Placement

Recommended when 6" is not available on the landing surface. Standard Upper Approach Plate folds down into brackets and ramp will not rest on landing area. This option allows door to be opened and closed while ramp remains in place, but the ramp is still portable by lifting upwards to remove it. Brackets are attached to the face of the top step or threshold and will provide a more flush transition on and off the ramp.

This option requires purchase of an additional Standard Approach Plate. Select correct size based on ramp width.

Seg Mount Brackets #3150

Price \$46.00

Shipping \$20.00



30" Ramp: Standard Approach Plate #A45237-30

Retail \$53.00

Shipping \$26.00

36" Ramp: Standard Approach Plate #A45237-36

Retail \$59.00

Shipping \$28.00



To order or for assistance contact Roll-A-Ramp®
Toll-Free 1-866-883-4722 sales@rollaramp.com www.rollaramp.com



Roll-A-Ramp® Platforms (optional)

Platforms are ordered separately from the Modular Ramp Systems

WHEN TO USE A PLATFORM

1. When a change of direction is needed due to space restrictions (see examples below)
2. As a resting point on a longer ramp—or personal preference

1) CHOOSE PLATFORM SIZE

4'x4' / 4'x5' / 5'x5' Aluminum Platform Kit

<u>Model Number</u>	<u>Description</u>	<u>RETAIL</u>
#PF1-48HR	4' x 4' Platform w/ Handrails	\$ 2,230
#PF1-48.60HR	4' x 5' Platform w/ Handrails	\$ 3,247
#PF1-60HR	5' x 5' Platform w/ Handrails	\$ 3,488
#PFR Platform Leg Reinforcement Kit	Required for a leg height of 35"+	\$ 175



2) CHOOSE PLATFORM HEIGHT (select from the height options below)

HEIGHT RANGE ORDER HEIGHT

10.00" - 13.25"Short
15.75" - 21.50"Long
23.50" - 35.00"XL
35.50" - 53.00"2X

Included with Platform Kit

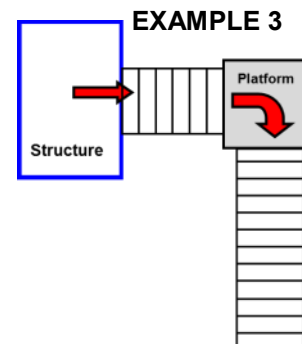
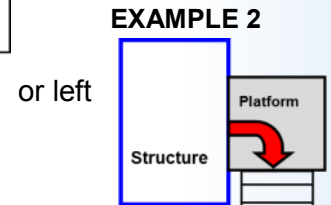
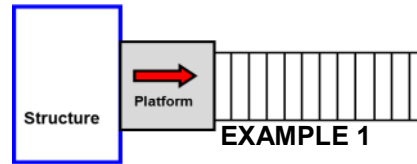
1. Platform (4' x 4' / 4' x 5' / 5' x 5')
2. Handrails for 2 sides of platform
3. Mount brackets for rails, ramp and legs

SAMPLE PLATFORM CONFIGURATIONS:

EXAMPLE 1: Straight out from landing
(Platform at top landing straight out)

EXAMPLE 2: 90-Degree turn from top landing
(Platform next to top landing—with a right turn onto ramp to ground)

EXAMPLE 3: Two ramps with a platform (90-Degree turn)
(From landing to a ramp—to platform with a right or left turn—a second ramp)



Secure Ramp-to-Platform Connection:
Ramp may be lifted up for use elsewhere.



To order or for assistance contact Roll-A-Ramp®
Toll-Free 1-866-883-4722 sales@rollaramp.com www.rollaramp.com

Roll-A-Ramp® Modular Ramp System™

Ramp Only (no handrail)

(optional platforms are on page 8)

Pricing updated July 15, 2019



30" WIDE RAMPS					
Model Number	Overall Length		Retail Price		Residential Shipping
M30-5-0	5'		\$ 792		\$73
M30-6-0	6'		\$ 915		\$82
M30-7-0	7'		\$ 1,038		\$92
M30-8-0	8'		\$ 1,205		\$117
M30-9-0	9'		\$ 1,330		\$119
M30-10-0	10'		\$ 1,489		\$163
M30-11-0	11'		\$ 1,870		\$195
M30-12-0	12'		\$ 1,992		\$197
M30-13-0	13'		\$ 2,115		\$214
M30-14-0	14'		\$ 2,239		\$260
M30-15-0	15'		\$ 2,421		\$275
M30-16-0	16'		\$ 2,567		\$284
M30-17-0	17'		\$ 2,688		\$289
M30-18-0	18'		\$ 2,833		\$292
M30-19-0	19'		\$ 3,259		\$342
M30-20-0	20'		\$ 3,383		\$342
M30-21-0	21'		\$ 3,504		\$471
M30-22-0	22'		\$ 3,628		\$478
M30-23-0	23'		\$ 3,749		\$483
M30-24-0	24'		\$ 4,226		\$523
M30-25-0	25'		\$ 4,350		\$537
M30-26-0	26'		\$ 4,473		\$556
M30-27-0	27'		\$ 4,597		\$562
M30-28-0	28'		\$ 4,720		\$569
M30-29-0	29'		\$ 5,212		\$614
M30-30-0	30'		\$ 5,334		\$621

Residential shipping is UPS or Freight w/liftgate
Contact Roll-A-Ramp for additional length or width options.

36" WIDE RAMPS					
Model Number	Overall Length		Retail Price		Residential Shipping
M36-5-0	5'		\$ 828		\$83
M36-6-0	6'		\$ 954		\$88
M36-7-0	7'		\$ 1,084		\$107
M36-8-0	8'		\$ 1,275		\$156
M36-9-0	9'		\$ 1,404		\$162
M36-10-0	10'		\$ 1,555		\$175
M36-11-0	11'		\$ 1,939		\$205
M36-12-0	12'		\$ 2,068		\$220
M36-13-0	13'		\$ 2,197		\$243
M36-14-0	14'		\$ 2,341		\$287
M36-15-0	15'		\$ 2,517		\$293
M36-16-0	16'		\$ 2,665		\$299
M36-17-0	17'		\$ 2,792		\$321
M36-18-0	18'		\$ 2,944		\$355
M36-19-0	19'		\$ 3,375		\$416
M36-20-0	20'		\$ 3,521		\$431
M36-21-0	21'		\$ 3,647		\$509
M36-22-0	22'		\$ 3,794		\$516
M36-23-0	23'		\$ 3,921		\$530
M36-24-0	24'		\$ 4,388		\$581
M36-25-0	25'		\$ 4,517		\$588
M36-26-0	26'		\$ 4,646		\$595
M36-27-0	27'		\$ 4,775		\$601
M36-28-0	28'		\$ 4,904		\$614
M36-29-0	29'		\$ 5,389		\$667
M36-30-0	30'		\$ 5,517		\$679

Residential shipping is UPS or Freight w/liftgate
Contact Roll-A-Ramp for additional length or width options.

MODULAR RAMP SYSTEM CONTENTS—Includes everything needed to set up system

- ◆ Quick Connect Pins (6 feet and longer)
- ◆ Handrails (if applicable)
- ◆ Support Stands (11 feet and longer)

IMPORTANT: Vertical rise must be determined to select correct size support stands (page 4)



To order or for assistance contact Roll-A-Ramp®
Toll-Free 1-866-883-4722 sales@rollaramp.com www.rollaramp.com





Roll-A-Ramp® Modular Ramp System™

Straight End Handrail on one side

(optional platforms are on page 8)

Pricing updated July 15, 2019



30" WIDE RAMPS

Model Number	Overall Length	Retail Price	Residential Shipping
M30-5-1	5'	\$ 1,084	\$133
M30-6-1	6'	\$ 1,217	\$141
M30-7-1	7'	\$ 1,349	\$161
M30-8-1	8'	\$ 1,526	\$211
M30-9-1	9'	\$ 1,834	\$240
M30-10-1	10'	\$ 1,999	\$254
M30-11-1	11'	\$ 2,381	\$284
M30-12-1	12'	\$ 2,521	\$302
M30-13-1	13'	\$ 2,738	\$351
M30-14-1	14'	\$ 2,862	\$395
M30-15-1	15'	\$ 3,063	\$403
M30-16-1	16'	\$ 3,207	\$409
M30-17-1	17'	\$ 3,696	\$477
M30-18-1	18'	\$ 3,767	\$509
M30-19-1	19'	\$ 4,200	\$537
M30-20-1	20'	\$ 4,334	\$549
M30-21-1	21'	\$ 4,465	\$562
M30-22-1	22'	\$ 4,589	\$569
M30-23-1	23'	\$ 4,710	\$574
M30-24-1	24'	\$ 5,470	\$628
M30-25-1	25'	\$ 5,594	\$640
M30-26-1	26'	\$ 5,734	\$667
M30-27-1	27'	\$ 5,859	\$674
M30-28-1	28'	\$ 6,000	\$686
M30-29-1	29'	\$ 6,768	\$714
M30-30-1	30'	\$ 6,891	\$714

Residential shipping is UPS or Freight w/liftgate
Contact Roll-A-Ramp for additional length or width options.

36" WIDE RAMPS

Model Number	Overall Length	Retail Price	Residential Shipping
M36-5-1	5'	\$ 1,120	\$133
M36-6-1	6'	\$ 1,257	\$141
M36-7-1	7'	\$ 1,396	\$161
M36-8-1	8'	\$ 1,594	\$211
M36-9-1	9'	\$ 1,907	\$240
M36-10-1	10'	\$ 2,065	\$254
M36-11-1	11'	\$ 2,450	\$284
M36-12-1	12'	\$ 2,597	\$302
M36-13-1	13'	\$ 2,820	\$351
M36-14-1	14'	\$ 2,963	\$395
M36-15-1	15'	\$ 3,157	\$403
M36-16-1	16'	\$ 3,305	\$409
M36-17-1	17'	\$ 3,800	\$477
M36-18-1	18'	\$ 3,878	\$537
M36-19-1	19'	\$ 4,318	\$574
M36-20-1	20'	\$ 4,473	\$595
M36-21-1	21'	\$ 4,609	\$601
M36-22-1	22'	\$ 4,754	\$608
M36-23-1	23'	\$ 4,881	\$621
M36-24-1	24'	\$ 5,633	\$686
M36-25-1	25'	\$ 5,762	\$693
M36-26-1	26'	\$ 5,909	\$706
M36-27-1	27'	\$ 6,038	\$713
M36-28-1	28'	\$ 6,184	\$714
M36-29-1	29'	\$ 6,944	\$714
M36-30-1	30'	\$ 7,073	\$714

Residential shipping is UPS or Freight w/liftgate
Contact Roll-A-Ramp for additional length or width options.

MODULAR RAMP SYSTEM CONTENTS—Includes everything needed to set up system


- ◆ Quick Connect Pins (6 feet and longer)
- ◆ Handrails (if applicable)
- ◆ Support Stands (11 feet and longer)

IMPORTANT: Vertical rise must be determined to select correct size support stands (page 4)




To order or for assistance contact Roll-A-Ramp®
Toll-Free 1-866-883-4722 sales@rollaramp.com www.rollaramp.com





Roll-A-Ramp® Modular Ramp System™



Loop End Handrail on one side

(optional platforms are on page 8)

Pricing updated July 15, 2019

30" WIDE RAMPS					
Model Number	Overall Length		Retail Price		Residential Shipping
M30-5-1L	5'		\$ 1,260		\$163
M30-6-1L	6'		\$ 1,396		\$172
M30-7-1L	7'		\$ 1,530		\$192
M30-8-1L	8'		\$ 1,705		\$241
M30-9-1L	9'		\$ 2,007		\$255
M30-10-1L	10'		\$ 2,173		\$270
M30-11-1L	11'		\$ 2,554		\$303
M30-12-1L	12'		\$ 2,697		\$322
M30-13-1L	13'		\$ 2,925		\$413
M30-14-1L	14'		\$ 3,049		\$457
M30-15-1L	15'		\$ 3,249		\$463
M30-16-1L	16'		\$ 3,394		\$469
M30-17-1L	17'		\$ 3,867		\$507
M30-18-1L	18'		\$ 3,954		\$537
M30-19-1L	19'		\$ 4,388		\$562
M30-20-1L	20'		\$ 4,521		\$574
M30-21-1L	21'		\$ 4,652		\$588
M30-22-1L	22'		\$ 4,776		\$595
M30-23-1L	23'		\$ 4,897		\$601
M30-24-1L	24'		\$ 5,657		\$654
M30-25-1L	25'		\$ 5,781		\$667
M30-26-1L	26'		\$ 5,921		\$693
M30-27-1L	27'		\$ 6,046		\$699
M30-28-1L	28'		\$ 6,188		\$714
M30-29-1L	29'		\$ 6,955		\$714
M30-30-1L	30'		\$ 7,078		\$714
Residential shipping is UPS or Freight w/liftgate Contact Roll-A-Ramp for additional length or width options.					

36" WIDE RAMPS					
Model Number	Overall Length		Retail Price		Residential Shipping
M36-5-1L	5'		\$ 1,296		\$167
M36-6-1L	6'		\$ 1,436		\$172
M36-7-1L	7'		\$ 1,576		\$192
M36-8-1L	8'		\$ 1,775		\$241
M36-9-1L	9'		\$ 2,081		\$255
M36-10-1L	10'		\$ 2,238		\$270
M36-11-1L	11'		\$ 2,623		\$300
M36-12-1L	12'		\$ 2,771		\$318
M36-13-1L	13'		\$ 3,005		\$413
M36-14-1L	14'		\$ 3,150		\$457
M36-15-1L	15'		\$ 3,344		\$463
M36-16-1L	16'		\$ 3,492		\$469
M36-17-1L	17'		\$ 3,973		\$507
M36-18-1L	18'		\$ 4,065		\$562
M36-19-1L	19'		\$ 4,505		\$601
M36-20-1L	20'		\$ 4,659		\$621
M36-21-1L	21'		\$ 4,796		\$628
M36-22-1L	22'		\$ 4,941		\$635
M36-23-1L	23'		\$ 5,068		\$647
M36-24-1L	24'		\$ 5,820		\$713
M36-25-1L	25'		\$ 5,947		\$714
M36-26-1L	26'		\$ 6,096		\$714
M36-27-1L	27'		\$ 6,223		\$714
M36-28-1L	28'		\$ 6,371		\$714
M36-29-1L	29'		\$ 7,131		\$714
M36-30-1L	30'		\$ 7,260		\$720
Residential shipping is UPS or Freight w/liftgate Contact Roll-A-Ramp for additional length or width options.					

MODULAR RAMP SYSTEM CONTENTS—Includes everything needed to set up system

- ◆ Quick Connect Pins (6 feet and longer)
- ◆ Handrails (if applicable)
- ◆ Support Stands (11 feet and longer)

IMPORTANT: Vertical rise must be determined to select correct size support stands (page 4)



To order or for assistance contact Roll-A-Ramp®
Toll-Free 1-866-883-4722 sales@rollaramp.com www.rollaramp.com





Roll-A-Ramp® Modular Ramp System™



Straight End Handrail on two sides

(optional platforms are on page 8)

Pricing updated July 15, 2019

30" WIDE RAMPS						36" WIDE RAMPS					
Model Number	Overall Length		Retail Price	Business Shipping	Residential Shipping	Model Number	Overall Length		Retail Price	Business Shipping	Residential Shipping
M30-5-2	5'		\$ 1,378	\$148	\$183	M36-5-2	5'		\$ 1,412	\$148	\$183
M30-6-2	6'		\$ 1,518	\$160	\$194	M36-6-2	6'		\$ 1,559	\$160	\$194
M30-7-2	7'		\$ 1,659	\$181	\$215	M36-7-2	7'		\$ 1,707	\$181	\$215
M30-8-2	8'		\$ 1,846	\$221	\$266	M36-8-2	8'		\$ 1,915	\$221	\$266
M30-9-2	9'		\$ 2,338	\$256	\$318	M36-9-2	9'		\$ 2,412	\$256	\$318
M30-10-2	10'		\$ 2,510	\$270	\$333	M36-10-2	10'		\$ 2,575	\$270	\$333
M30-11-2	11'		\$ 2,891	\$292	\$363	M36-11-2	11'		\$ 2,960	\$292	\$363
M30-12-2	12'		\$ 3,050	\$311	\$384	M36-12-2	12'		\$ 3,126	\$311	\$384
M30-13-2	13'		\$ 3,360	\$383	\$459	M36-13-2	13'		\$ 3,441	\$383	\$459
M30-14-2	14'		\$ 3,484	\$418	\$503	M36-14-2	14'		\$ 3,586	\$418	\$503
M30-15-2	15'		\$ 3,704	\$426	\$513	M36-15-2	15'		\$ 3,799	\$426	\$313
M30-16-2	16'		\$ 3,847	\$431	\$519	M36-16-2	16'		\$ 3,946	\$431	\$519
M30-17-2	17'		\$ 4,704	\$511	\$633	M36-17-2	17'		\$ 4,810	\$511	\$633
M30-18-2	18'		\$ 4,699	\$413	\$588	M36-18-2	18'		\$ 4,812	\$439	\$614
M30-19-2	19'		\$ 5,144	\$439	\$614	M36-19-2	19'		\$ 5,260	\$479	\$654
M30-20-2	20'		\$ 5,286	\$460	\$635	M36-20-2	20'		\$ 5,425	\$504	\$679
M30-21-2	21'		\$ 5,425	\$472	\$647	M36-21-2	21'		\$ 5,570	\$511	\$686
M30-22-2	22'		\$ 5,549	\$479	\$654	M36-22-2	22'		\$ 5,715	\$518	\$693
M30-23-2	23'		\$ 5,670	\$485	\$660	M36-23-2	23'		\$ 5,842	\$524	\$699
M30-24-2	24'		\$ 6,713	\$539	\$714	M36-24-2	24'		\$ 6,876	\$539	\$714
M30-25-2	25'		\$ 6,838	\$539	\$714	M36-25-2	25'		\$ 7,005	\$539	\$714
M30-26-2	26'		\$ 6,997	\$539	\$714	M36-26-2	26'		\$ 7,171	\$539	\$714
M30-27-2	27'		\$ 7,121	\$539	\$714	M36-27-2	27'		\$ 7,299	\$539	\$714
M30-28-2	28'		\$ 7,281	\$539	\$714	M36-28-2	28'		\$ 7,465	\$566	\$731
M30-29-2	29'		\$ 8,323	\$577	\$752	M36-29-2	29'		\$ 8,499	\$621	\$796
M30-30-2	30'		\$ 8,446	\$583	\$758	M36-30-2	30'		\$ 8,628	\$632	\$807
Residential shipping is UPS or Freight w/liftgate Contact Roll-A-Ramp for additional length or width options.						Residential shipping is UPS or Freight w/liftgate Contact Roll-A-Ramp for additional length or width options.					

MODULAR RAMP SYSTEM CONTENTS—Includes everything needed to set up system


- ◆ Quick Connect Pins (6 feet and longer)
- ◆ Handrails (if applicable)
- ◆ Support Stands (11 feet and longer)

IMPORTANT: Vertical rise must be determined to select correct size support stands (page 4)



To order or for assistance contact Roll-A-Ramp®
Toll-Free 1-866-883-4722 sales@rollaramp.com www.rollaramp.com





Roll-A-Ramp® Modular Ramp System™

Loop End Handrail on two sides

(optional platforms are on page 8)

Pricing updated July 15, 2019



30" WIDE RAMPS						36" WIDE RAMPS					
Model Number	Overall Length		Retail Price		Residential Shipping	Model Number	Overall Length		Retail Price		Residential Shipping
M30-5-2L	5'		\$ 1,730		\$243	M36-5-2L	5'		\$ 1,765		\$251
M30-6-2L	6'		\$ 1,876		\$256	M36-6-2L	6'		\$ 1,917		\$256
M30-7-2L	7'		\$ 2,021		\$277	M36-7-2L	7'		\$ 2,068		\$277
M30-8-2L	8'		\$ 2,205		\$326	M36-8-2L	8'		\$ 2,273		\$326
M30-9-2L	9'		\$ 2,684		\$348	M36-9-2L	9'		\$ 2,759		\$348
M30-10-2L	10'		\$ 2,855		\$365	M36-10-2L	10'		\$ 2,921		\$365
M30-11-2L	11'		\$ 3,238		\$401	M36-11-2L	11'		\$ 3,307		\$395
M30-12-2L	12'		\$ 3,400		\$424	M36-12-2L	12'		\$ 3,475		\$416
M30-13-2L	13'		\$ 3,734		\$583	M36-13-2L	13'		\$ 3,815		\$583
M30-14-2L	14'		\$ 3,859		\$627	M36-14-2L	14'		\$ 3,959		\$627
M30-15-2L	15'		\$ 4,076		\$633	M36-15-2L	15'		\$ 4,171		\$633
M30-16-2L	16'		\$ 4,221		\$639	M36-16-2L	16'		\$ 4,320		\$639
M30-17-2L	17'		\$ 5,047		\$693	M36-17-2L	17'		\$ 5,152		\$693
M30-18-2L	18'		\$ 5,073		\$614	M36-18-2L	18'		\$ 5,184		\$640
M30-19-2L	19'		\$ 5,517		\$640	M36-19-2L	19'		\$ 5,634		\$679
M30-20-2L	20'		\$ 5,660		\$660	M36-20-2L	20'		\$ 5,797		\$706
M30-21-2L	21'		\$ 5,799		\$674	M36-21-2L	21'		\$ 5,944		\$713
M30-22-2L	22'		\$ 5,923		\$679	M36-22-2L	22'		\$ 6,089		\$714
M30-23-2L	23'		\$ 6,044		\$686	M36-23-2L	23'		\$ 6,217		\$714
M30-24-2L	24'		\$ 7,088		\$714	M36-24-2L	24'		\$ 7,250		\$714
M30-25-2L	25'		\$ 7,212		\$714	M36-25-2L	25'		\$ 7,380		\$714
M30-26-2L	26'		\$ 7,371		\$714	M36-26-2L	26'		\$ 7,544		\$726
M30-27-2L	27'		\$ 7,496		\$714	M36-27-2L	27'		\$ 7,673		\$731
M30-28-2L	28'		\$ 7,655		\$714	M36-28-2L	28'		\$ 7,839		\$752
M30-29-2L	29'		\$ 8,697		\$775	M36-29-2L	29'		\$ 8,873		\$817
M30-30-2L	30'		\$ 8,820		\$779	M36-30-2L	30'		\$ 9,002		\$828
Residential shipping is UPS or Freight w/liftgate Contact Roll-A-Ramp for additional length or width options.						Residential shipping is UPS or Freight w/liftgate Contact Roll-A-Ramp for additional length or width options.					

MODULAR RAMP SYSTEM CONTENTS—Includes everything needed to set up system

- ◆ Quick Connect Pins (6 feet and longer)
- ◆ Handrails (if applicable)
- ◆ Support Stands (11 feet and longer)

IMPORTANT: Vertical rise must be determined to select correct size support stands (page 4)



To order or for assistance contact Roll-A-Ramp®
Toll-Free 1-866-883-4722 sales@rollaramp.com www.rollaramp.com



Roll-A-Ramp® Modular Ramp System™

Additional Accessories

Although each Roll-A-Ramp® **Modular Ramp System™** includes all necessary components, there may be situations where extra accessories add more flexibility.



Additional Standard Approach Plate

Each Roll-A-Ramp® includes a Standard Approach plate at the bottom of the ramp.

Extra Standard *Approach Plates* can be used to make additional ramps— attach it to the end of a ramp section after it is divided to make a separate ramp.

36" wide	A45237-36 Standard Approach Plate (each)	Price: \$59.00
30" wide	A45237-30 Standard Approach Plate (each)	Price: \$53.00

Seg-Mount Brackets #3150 **Seg-Mount Brackets Dealer: \$28.00 MSRP \$ 46.00**



Brackets are attached to the top step or any platform surface and the *Standard Approach Plate* inserts into the brackets.

This creates a flush transition from ramp to landing.

In addition, there is no need to place ramp on top of the landing, freeing up space.



- Used if you do not have 12" available on top for *Standard Ramp Placement*.
- Allows you to open and close the door without removing ramp
- Quickly remove ramp for use elsewhere.
- Seg-Mount brackets are included with Platform Kits



Additional Heavy-Duty Approach Plate This load-bearing link is placed on the edge of an upper landing or in a door threshold. The result is a smoother, more flush transition. Used when there is not 12" of space on the upper landing which is needed for placement with a standard approach plate. This is the preferred method for wheelchair users.

- *Recommended for entries that have a door with an outside sill. This way you can leave the ramp up without moving it to close the door.*
- *Hand trucks/dollies, carts, flight cases, etc.*

36 wide"	#3236 (each)	Price: \$ 126.00
30 wide"	#3235 (each)	Price: \$ 123.00



Extra underside grip provides security

Placement with HEAVY DUTY APPROACH PLATE



This placement doesn't require a link of ramp to rest on top of the landing—a smoother transition is the result.

Uses 6 inches of landing space.

Placement with STANDARD APPROACH PLATE

The Standard Approach plate plus the first ramp link rests on the landing—as the *Standard Approach Plate* by itself is not load bearing. Uses 12 inches of landing space.



Roll-A-Ramp® Modular Ramp System™

Exclusive Feature:

Make multiple ramps from ONE system — no special tools required!

- ⇒ Decide what size ramp you need—at the time you need it—and later re-configure to a different length!
- ⇒ Ramp system is versatile to adapt to different situations!

How is this possible?

Create a separate shorter ramp: Roll-A-Ramp® can be split anywhere along the ramp into two or more sections with our *Quick Connect Pins* and used as separate shorter ramp. *Use one size ramp at home—use a shorter ramp on the go.*

Example: An 18 foot long ramp could also be two 9' ramps or three 6' ramps by splitting it into shorter sections and attaching extra approach plates.



NO NEED TO PURCHASE ANOTHER RAMP

Order the **Modular Ramp System™** and quickly configure to any ramp length you choose.

SAVES MONEY!

With competitive ramp systems, buying a second ramp to use as a portable option would normally cost hundreds or thousands of additional dollars. With Roll-A-Ramp® it's included!

THE ROLL-A-RAMP® ADVANTAGE

The only system able to create multiple ramp combinations using one ramp system!



Roll-A-Ramp® offers ramps for unique situations

Here are just a few additional ramp uses.

Van Ramps provide freedom and access to vans

- ⇒ No lowered floor modification needed
- ⇒ Powered and Non-Powered ramp options
- ⇒ After-market ramp installs into many standard vans (Evaluation for compatibility required)



Boat Ramps

- ⇒ Provide access to watercraft from the shore or pier
- ⇒ Portable and easily stored
- ⇒ Quickly setup and removed
- ⇒ No rust or corrosion



RV & Camper Ramps

- ⇒ Customers love the portability and versatility
- ⇒ Eliminates steps as a barrier
- ⇒ Provides access for wheelchairs, scooters, and walkers
- ⇒ Ramp is always portable



AVAILABLE RAMP WIDTHS: 48" - 36" - 30" - 26" - 22" - 12" pairs
All ramps can be built to ANY length!

Don't see what you need? Call us toll-free 1-866-883-4722!

Roll-A-Ramp® Modular Ramp System™

Return Policy: At Roll-A-Ramp® we strive to get it right the first time by evaluating situations to make you get the correct ramp for your unique needs. However, we understand that sometimes situations arise where the ramp system must be returned. Therefore we offer the following:

Modular Ramp System Return Policy

- **20% Restocking Fee**

- Outbound shipping is not refunded

- Customer responsible for ramp return (Contact Roll-A-Ramp® if assistance is needed)

Refund issued upon return of items in acceptable condition.

Roll-A-Ramp® Honors and Awards

We are proud to have received the highest awards in the industry—here are just a few

- ◆ **2013: Presidential “E” Award for Excellence in Exporting**—The highest award presented by the U.S. Government to an exporting company (United States Department of Commerce)
- ◆ **2009: Best of Business**—Medical Equipment and Supplies (Small Business Commerce Association)
- ◆ **2007: U.S. Exporter of the Year**—Consumer Goods Division (United States Department of Commerce)
- ◆ **2002: Best New Product Distinction Award** (MedTrade™ Spring)
- ◆ **2002: Best Innovation Award** (MedTrade™ Exhibition)



Follow us on social media!



@rollaramp



@rollaramp



@rollaramp



www.youtube.com/rollaramp



www.pinterest.com/rollaramp



www.linkedin.com/company/roll-a-ramp



To order or for assistance contact Roll-A-Ramp®
Toll-Free 1-866-883-4722 sales@rollaramp.com www.rollaramp.com



Roll-A-Ramp® has been installed at many unique and historical sites around the world.



To order or for assistance contact Roll-A-Ramp®
Toll-Free 1-866-883-4722 sales@rollaramp.com www.rollaramp.com



Roll-A-Ramp®

Making the world more accessible one ramp at a time!

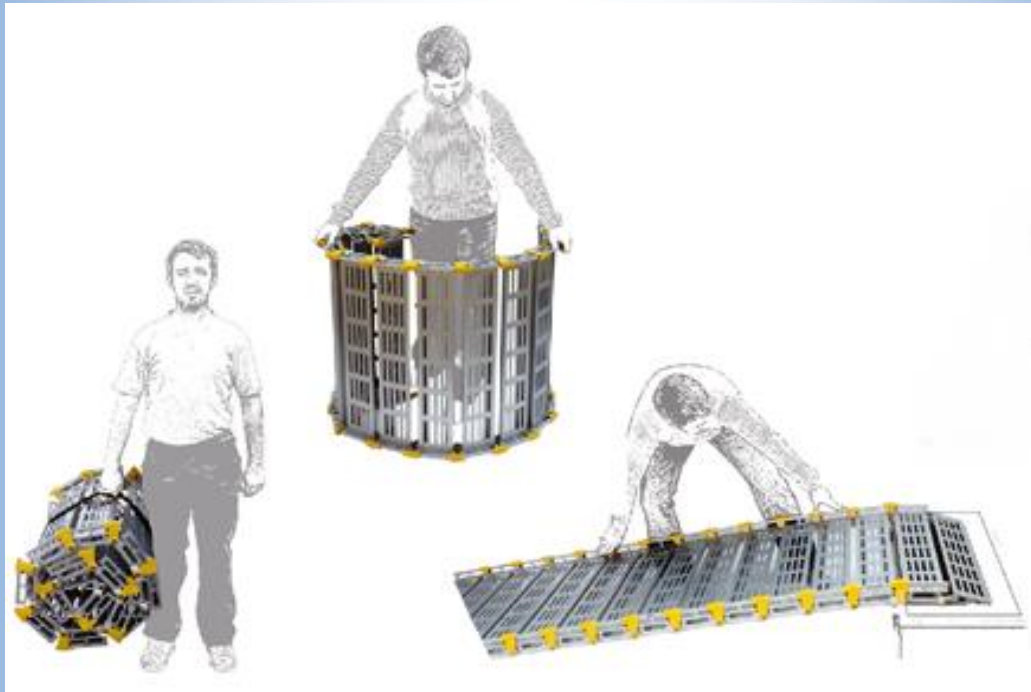



To order or for assistance contact Roll-A-Ramp®
Toll-Free 1-866-883-4722 sales@rollaramp.com www.rollaramp.com



Roll-A-Ramp®

“Where Strength & Ultimate Flexibility Meet”



Providing access solutions to satisfied customers since 1999.



Toll-Free 1-866-883-4722 sales@rollaramp.com www.rollaramp.com



UNCONDITIONAL