

Airflo 12 & 24



ELK

Lifting Cushion



Bathing

Cushion

Camel

Lifting Cushion



Introducing the new generation **Airflo**

Mangar lifting cushions are inflated using battery powered Airflo compressors.

The new generation models, Airflo 12 and Airflo 24 have been innovatively designed with an ergonomically styled casing and vastly improved performance.

The products benefit from an enhanced specification delivering increased lifting power, more efficient battery technology and an easy view power ladder display.





Airflo 12

The Airflo 12 by Mangar is a low-pressure air compressor, which has been designed to inflate the Mangar Bathing Cushion, Surfer Bather, Sit-u-Up, Handy Pillowlift, the Leglifter and Raiser Lifting Cushion using a stylish, ergonomic hand control.



Airflo 12

Many more lifts off one charge than the Airflo MK3

More efficient, durable battery technology (NiMH) - 1 x 12V

20% lighter than the current Airflo - 3.7kg / 8.1lbs

Vastly improved ergonomically with redesigned grab handle and balanced carry

Battery and mains versions available

Easy view power levels at a glance with a battery capacity ladder display

Integral 'Up/Down' control buttons

Paddle hand control included

Charge recovery time to do one further lift - 2 hours



Specifications

Weight: 3.7 kg (8lbs)

Output pressure: 0.25 bar (3.75 psi)

Batteries: 1 x 12V - 2200mAh NiMH battery pack

Environmental protection: (Airflo 12 housing) IP51 splash-proof
(Push-button hand control) IP67 (Totally protected against dust; immersion in water)
Type BF-equipment

This equipment has been tested and meets the requirements of current EMC legislation

Charger: Model number - HX1506SR

Input: AC 100V-240V, 50-60Hz, 0.5A Max

Output: 15VDC 350mA

Double insulated Class II equipment





Airflo 24

The Airflo 24 by Mangar is a low pressure air compressor, which has been designed to inflate the Mangar Camel and ELK lifting equipment through a 4-Way hand control. The 4-Way hand control is supplied with the Camel and ELK.

Airflo 24

Up to 4 times more powerful than the Airflo Plus

More efficient, durable battery technology (NiMH) 1 x 24V

Nearly 30% lighter than the current Airflo - 4.1kg / 9lbs

Vastly improved ergonomically with redesigned grab handle and balanced carry

Battery and mains versions available

Easy view power levels at a glance with a battery capacity ladder display

Integral 'Power' button with indicator LED

Instant charge stowage board as soon as the Airflo 24 is docked

Charge recovery time to do one further lift - 2 hours



Specifications

Weight: 4.1kg (9lbs)

Output pressure: 0.31 bar (4.5 psi)

Batteries: 1 x 24V - 2200mAh NiMH
battery pack

Environmental protection: IP51

Splashproof

Type BF equipment

This equipment has been tested and
meets the requirements of current EMC
legislation

Charger: Model number - HX2902SR

Input: AC 100V - 240V, 50-60Hz, 0.5A Max

Output: DC 30V, 0.45A

Double insulated Class II equipment



Lifting Performance

| | |
|------------------------|----------------------------|
| Bathing cushion | 8 lifts (4 bathing cycles) |
| Handy Pillowlift | 20 lifts |
| Sit-u-Up | 40 lifts |
| Leglifter | 16 lifts |
| Surfer Bather | 20 lifts |
| Raiser Lifting Cushion | 25 lifts |
| ELK | 9 lifts |
| Camel | 4 lifts |



Keep your Airflo charged and ready to go

For optimum performance, keep your Airflo fully charged so it is ready to use whenever you may need it.

For emergency services, install a stowage board into your ambulance and click the Airflo 24 into place whenever it's not in use. This not only stores your Airflo 24 safely, but also keeps it on charge and ready to use.

We can also supply in-vehicle chargers for smaller emergency vehicles.

For senior living facilities and falls teams, the stowage board can be attached to a wall and plugged into the closest mains point. The Airflo 24 locks on and automatically starts to charge - ready to be used whenever required. Your Camel or ELK can be hooked onto the bottom of the stowage board for safe keeping.



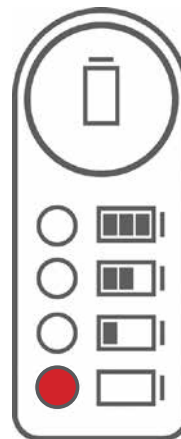
Battery Status Indicator

Before use:

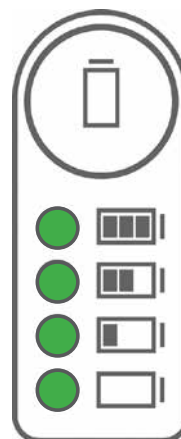
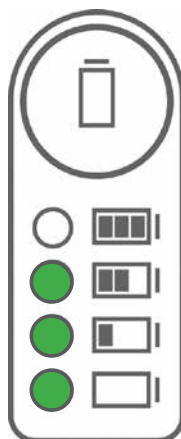
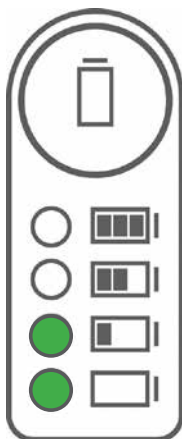
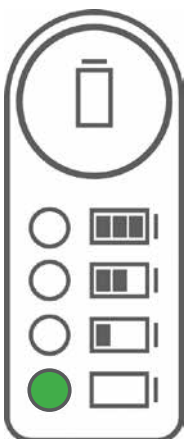
Momentarily press the 'Power' button to activate the battery status indicator lights. The lights will light up for 5 seconds indicating the battery charge state:



Power Button







RED
Recharge
Immediately



GREEN
OK to Use

Charging options for Airflos

| | Airflo 24 | Airflo Plus |
|---|-----------|-------------|
| Airflo 24 Stowage Board  | ✓ | ✗ |
| Airflo Plus Stowage Board  | ✗ | ✓ |
| In Vehicle Battery Charger  | ✓ | ✓ |
| Mains Adapter  | ✓ | ✗ |
| Airflo 24 Charger | ✓ | ✗ |
| Airflo Plus Charger | ✓ | ✓ |

Spares for the Airflo Plus will be available for 5 years (March 2022)

Keep in touch

0800 2800 485

info@mangarhealth.com

www.mangarhealth.com



Sign up for news