

# SEA PEARL SIDE TABLE



SHOWN IN SEA PEARL

SIDE TABLE

24" DIA + 24" H

120LBS


INDUSTRIAL STEEL BASE + POWDER COAT FINISH  
HONED MARBLE TOP

//DIMENSIONS + FINISHES CUSTOMIZABLE


*price may increase for material/finish change*

*for more information please contact our design team at [info@crofthouse.com](mailto:info@crofthouse.com)*

MARBLE ALTERNATIVES:



NERO  
MARQUINA



CARRARA




SEA PEARL



GREEN  
EMPRESS

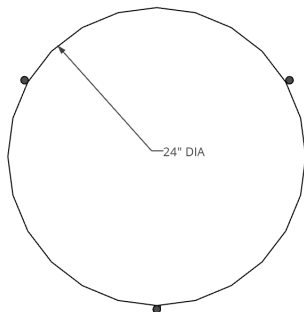


BRONZE  
AMANI

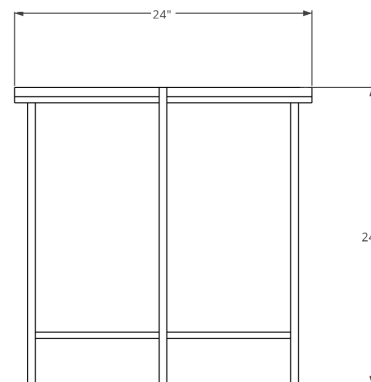


ROJO  
ALICANTE

TOP VIEW



FRONT ELEVATION



326 NORTH LA BREA AVENUE  
LOS ANGELES, CALIFORNIA 90036

323.424.7743  
[WWW.CROFTHOUSE.COM](http://WWW.CROFTHOUSE.COM)



**CROFT  
HOUSE**