

LOMA DINING TABLE



SHOWN IN POLISHED ROJO ALICANTE MARBLE WITH ANTIQUE BRONZE PATINA BASE

DINING TABLE 98”L + 40”W + 30”H 900LBS

POLISHED MARBLE
INDUSTRIAL STEEL + PATINA FINISH

//DIMENSIONS + FINISHES CUSTOMIZABLE

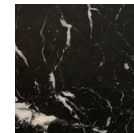
price may increase for material/finish change

for more information please contact our design team at info@crofthouse.com


STANDARD MARBLE ALTERNATIVES:



ROJO
ALICANTE

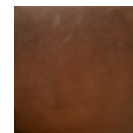


NERO
MARQUINA




CARRARA


PATINA ALTERNATIVES:



ANTIQU
BRONZE




BLACK

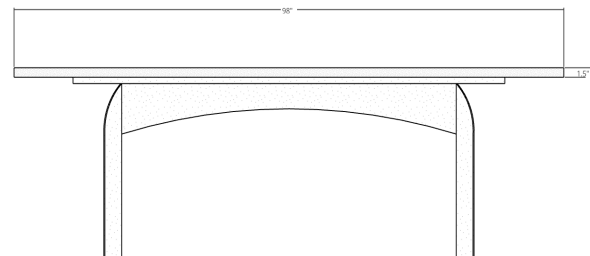


RUSTY
RED

TOP VIEW



FRONT ELEVATION



326 NORTH LA BREA AVENUE
LOS ANGELES, CALIFORNIA 90036

323.424.7743
WWW.CROFTHOUSE.COM



**CROFT
HOUSE**