

# BRONSON COFFEE TABLE



SHOWN IN BLACK PATINA

COFFEE TABLE	42"DIA + 14"H	230LBS
	36"DIA + 14"H	190LBS
	30"DIA + 14"H	90LBS

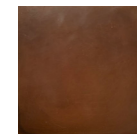
INDUSTRIAL STEEL BASE + POWDER COAT FINISH  
INDUSTRIAL STEEL TOP + PATINA + POLY FINISH

## //DIMENSIONS + FINISHES CUSTOMIZABLE


*price may increase for material/finish change*

*for more information please contact our design team at [info@crofthouse.com](mailto:info@crofthouse.com)*


## PATINA ALTERNATIVES:



ANTIQUE  
BRONZE



BLACK



RUSTY  
RED

326 NORTH LA BREA AVENUE  
LOS ANGELES, CALIFORNIA 90036

323.424.7743  
[WWW.CROFTHOUSE.COM](http://WWW.CROFTHOUSE.COM)



**CROFT  
HOUSE**