



CHOICE ENCLOSURES

BY REPLICATIONS UNLIMITED

*Fast & Easy
Transformations!*

MODULAR DUMPSTER ENCLOSURE SYSTEM

THE
CHOICE
IS EASY!



From this...



To This!



A REVOLUTIONARY NEW SYSTEM

- FAST & EASY SET UP FROM START TO FINISH
- THE LOOK OF REAL STONE, BRICK AND WOOD
- DURABILITY THAT INCLUDES A 10 YEAR WARRANTY
- MATCH THE LOOK OF EXISTING STRUCTURES WITH CUSTOMIZABLE OPTIONS
- HEAVY DUTY GATE SYSTEM
- COST AND TIME SAVING OVER LABOR INTENSIVE MASONRY
- SELF SUPPORTING FRAME
- NATIONWIDE CONTRACTOR NETWORK



CHOICE ENCLOSURES

BY REPLICATIONS UNLIMITED



LEDGESTONE

The **CHOICE ENCLOSURES** System is a relatively new category that is classified as "modular panel system" design which provides outstanding aesthetics, design versatility and cost savings. This system can be installed in 1 to 1.5 days as opposed to 2-3 times the time of a masonry system.



STACKED STONE



CLEAN BRICK

OVERVIEW OF THE ENCLOSURE SYSTEM



STEP 1: The frame system is designed to slide together quickly and easily. Posts may be optional since the frame is self-supporting and can be bolted to the concrete pad.



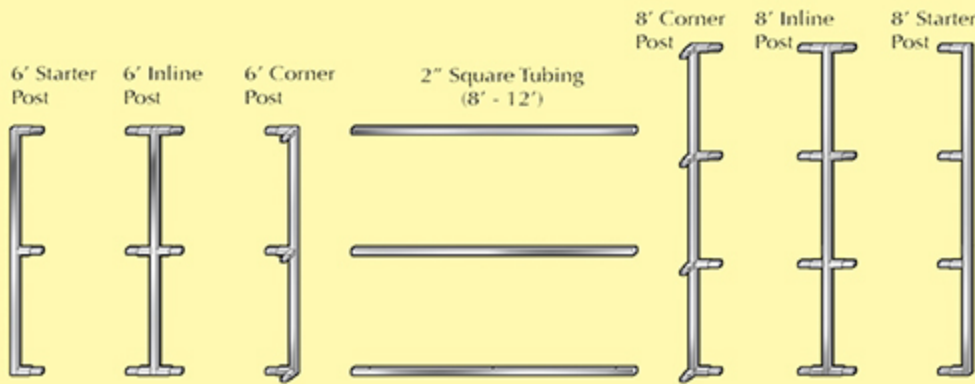
STEP 2: Metal siding is attached to the frame to provide both a surface that the stone or brick paneling can attach to, and also provide a clean appearance on the inside of the enclosure.



STEP 3: For the final step, the standard kit includes either brick or stone paneling to complete the outward appearance. Special order kits can add brick or stone corners or other textures such as wood or stucco. Metal siding is also available.

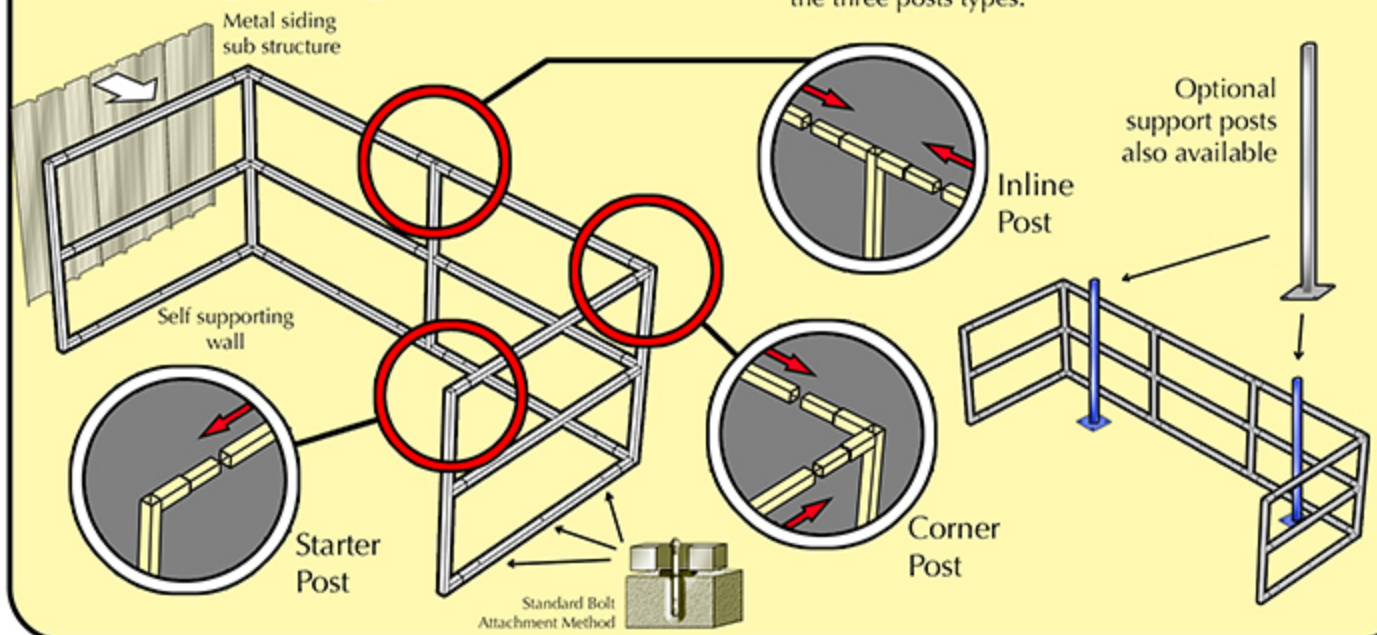
COMPONENTS

• Framing Components



Assembly starts with a "Fast Track" interlocking modular framing system. The pre-engineered heavy duty components interlock together to quickly provide the initial enclosure framing structure. 6' and 8' height kits are available.

• Framing Configuration



The system is based on a unique design where the horizontal square tubing quickly slides into any of the three posts types.

INSTALLATION OVERVIEW





CHOICE ENCLOSURES

BY REPLICATIONS UNLIMITED



Gate & Post Systems

Framing

HEAVY DUTY
1/4" STEEL
POWDER
COATED
FRAME



BUILT IN
CAIN BOLT
AND
LATCH
SYSTEM



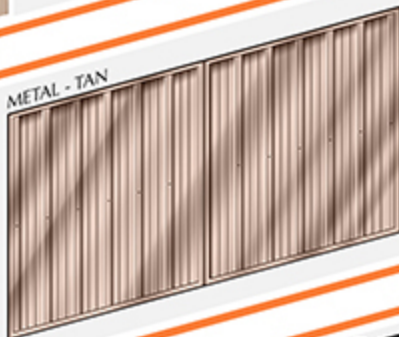
HEAVY DUTY
ADJUSTABLE
HINGE
AVAILABLE
WITH HEAVY
DUTY POSTS



Gate Paneling Options

The gate panels are available in a Kynar painted metal panel that is available in 8 key colors. The paint system is designed for a 20 year performance (color, rusting & non peeling). Also available is a unique angled wood style panel designed for a rustic appearance.

METAL - TAN



SLANTED WOOD - BROWN



Post Options

STANDARD &
HEAVY DUTY
POSTS

- ISOLATED FROM ENCLOSURE
- POWDER COATED
- VARIETY OF COLORS
- ADJUSTABLE HINGES (HEAVY DUTY ONLY)



Heavy Duty Post (6 5/8")



Standard Post (4")



Literature

Visit www.ChoiceEnclosures.com for more information and to view and download additional literature, or contact us by email or phone. We can customize to fit any project. Nationwide contractors available, or we can work with your local contractor or fence company for installation.

