

JOSÉ EBER

UNIVERSAL TREATMENT NOZZLE

To shop the Jose Eber store, please visit:

www.joseeberhair.com

© 2016 TOL, Inc. José Eber is a registered trademark of José Eber, Inc. José Eber name, signature, likeness and logo are used under license. All rights reserved.

FEATURES & INSTRUCTIONS

PARTS NEEDED TO OPERATE INFUSION NOZZLE:

- Hair dryer with barrel that fits in the Treatment Nozzle coupling sleeve firmly. Please ensure this before use.
- Infusion Treatment Serum
- Infusion Treatment Nozzle
- Atomizer
- Rubber Nozzle Bushing
- Rubber Bottle Coupler
- Refillable Bottle (Reservoir)

IMPORTANT



The infusion atomizer incorporated in this nozzle is specifically designed for use with NFUSION brand Heat Activated Serums only.

Use only NFUSION Heat Activated Serums with this system. Use of any other treatment liquid will likely result in malfunction of the atomizer and will void the limited lifetime warranty.

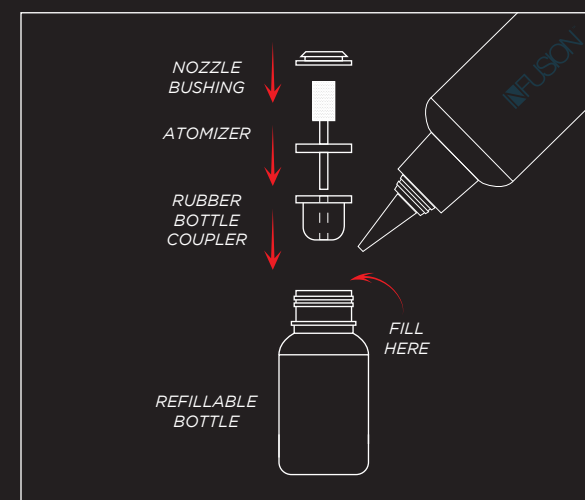
- Choose the right Heat Activated Serum for hair type.

Heat Activated Volumizing Serum	Straight- Wavy - Fine
Heat Activated Argan or Volumizing Serum	Wavy - Curly - Fine - Chemically Treated - Heat Damaged
Heat Activated Argan Serum	Curly - Medium - Coarse - Virgin

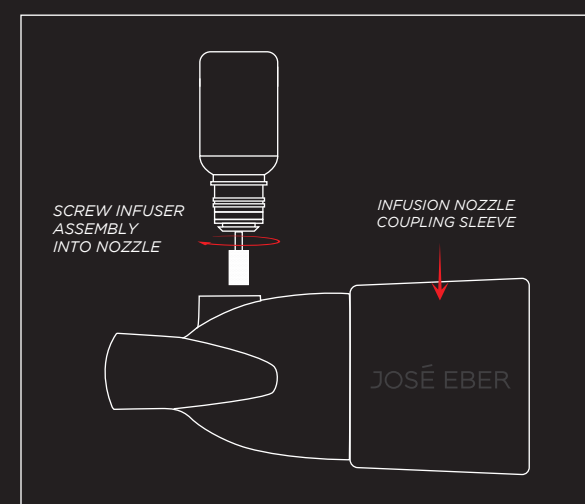
- Fill atomizers' refillable bottle (reservoir) with your favorite Heat Activated Serum. Do not overfill.
- Attach atomizer to the refillable bottle full of Infusion Serum.
- Insert Atomizer to Infusion Nozzle and twist until tight.
- Align the Treatment Nozzle to the barrel of a suitably sized hair dryer. Push the barrel of the dryer with a slight pressure until it is firmly secured in the nozzle's coupling sleeve.
- Dry hair as usual, either with a styling brush or with fingers, using a side-to-side motion on the dryer (slight shake) to activate the Infusion Treatment only to areas that need to be treated.
- Use Treatment Nozzle throughout your styling. Or use as a conditioning treatment by drying the hair with the Nozzle until hair is 60% dry. Remove Nozzle and continue styling as usual.

FEATURES & INSTRUCTIONS

BOTTLE FILL AND ASSEMBLY

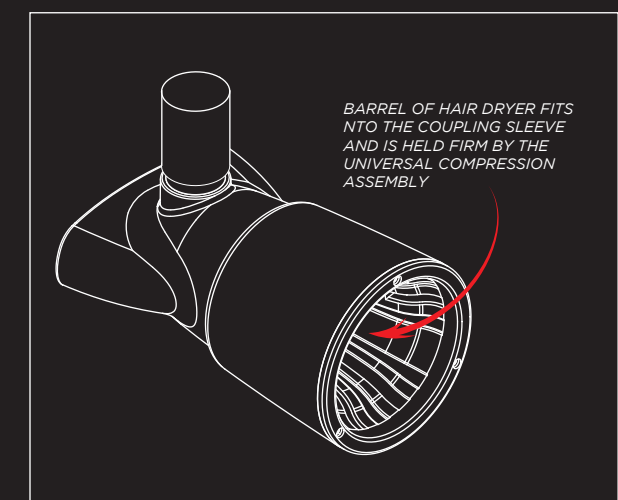


TREATMENT NOZZLE ASSEMBLY

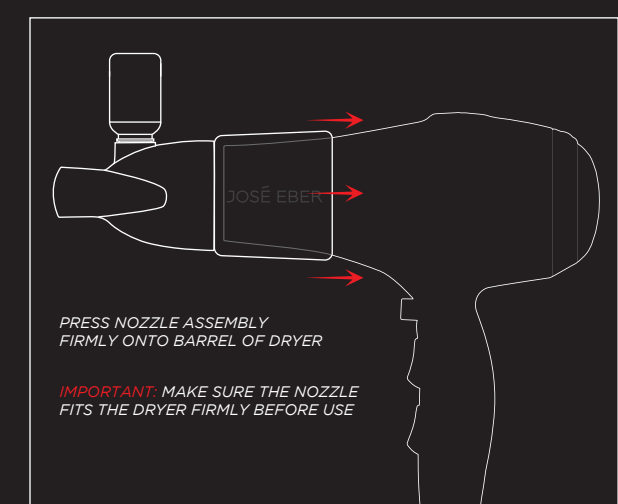


FEATURES & INSTRUCTIONS

UNIVERSAL TREATMENT NOZZLE ASSEMBLY FITS MOST STANDARD HAIR DRIERS



CONNECTING NOZZLE TO DRYER



IMPORTANT SAFETY INSTRUCTIONS

When using electrical appliances, especially when children are present, please always follow the basic safety precautions as listed below.

READ ALL INSTRUCTIONS BEFORE USING
KEEP ELECTRICAL APPLIANCES AWAY FROM WATER
DANGER: As for most electrical appliances, electrical parts are electrically live even if the unit is turned off.
 For reducing fatal risk by electrocution:

- Always unplug an electrical appliance immediately after use.
- Do not use while bathing or showering.
- Do not use an electrical appliance near bathtubs, showers, basins or other vessels containing water.
- Do not place in or drop into water or other liquid.
- If an electrical appliance falls into water, unplug it immediately. Do not reach into the water.
- An electrical appliance can be used by children aged from 8 years and above and persons with reduced physical, sensory or mental capabilities or lack of experience and knowledge if they have been given supervision or instruction concerning use of the appliance in a safe way and understand the hazards involved. Children shall not play with an electrical appliance. Cleaning and user maintenance shall not be done by children without adult supervision.
- If the supply cord of an electrical appliance is damaged, it must be replaced by the manufacturer or its service agent or a similarly qualified person in order to avoid a hazard.



IMPORTANT SAFETY INSTRUCTIONS

WARNING: To reduce the risk of burns, electrocution, fire or injury to any person:

- User should not leave an electrical appliance unattended when it is plugged in.
- Extra care should be paid when an electrical appliance is used by, on, or near children or individuals with certain disabilities.
- Use this appliance accessory only for its intended use as described in this manual. Do not use attachments not recommended by the manufacturer.
- Never use an electrical appliance when cord/plug is damaged. Also, if the appliance does not work properly or is dropped into water/fluid, do not use it and, and/or return the appliance to a service center for examination and repair.
- Keep power cords away from heated surfaces. Do not wrap the cord around an electrical appliance.
- Do not use outdoors.
- Never use an electrical appliance while oxygen is administered.
- This nozzle is hot when in use. Do not let eyes and bare skin touch heated surfaces.
- Do not place a heated electrical appliance directly on any surface while it is hot.
- Never drop or insert any object into any opening on an electrical appliance.
- Attachments become hot during use. Let them cool before handling.
- Never use while sleeping.
- Do not use an extension cord with an electrical appliance.

LIFETIME WARRANTY

Congratulations on your purchase of our product. With proper care, this hair appliance will provide the results you seek for healthy, shiny, beautiful hair.

TOL Inc. and Buzz Beauty Limited provide a limited lifetime replacement warranty on this product, in accordance with the legislation of the customer's own country of residence, starting from the date on which the appliance is sold to the end user. The warranty only covers defects in material or workmanship. The repairs under warranty may only be carried out by an authorized service center. The warranty will not apply in cases of: • Normal wear and tear • Incorrect use, e.g. overloading of the product, use of non-approved accessories • Use of force, damage caused by external influences • Damage caused by non-observance of the user manual, e.g. use with an unsuitable liquid or non-compliance with the assembly instructions • Use of the atomizer with any liquids other than those recommended by the manufacturer in this instruction manual. • Partially or completely dismantled nozzles. To invoke the warranty, send the product with all its parts to the address below. Include your name, address, telephone number, email address, and a brief explanation of the problem. You must also include the original bill of purchase (with purchase date), and payment in the amount of US\$14.95 or UK£14.95 to cover the cost of shipping and handling of your replacement product. No refunds will be issued.

If you have any questions regarding this warranty, please contact:

For warranties in North America:
 TOL, Inc.: customerservice@tolproducts.com
 26570 Agoura Rd. Suite #180
 Calabasas, CA 91302

For warranties in United Kingdom and Europe:
 Buzz Beauty Limited : cs@buzzretail.co.uk
 Suites 1-3, Sweetspace (802)
 Highgate Studios, 53/79 Highgate Road

JOSÉ EBER

UNIVERSAL TREATMENT NOZZLE

BY MAIL

By returning your registration form, you're actively registering your product. Complete the information below and mail with a copy of your receipt to **TOL Inc. or Buzz Beauty Ltd.**

NAME	_____
ADDRESS	_____
CITY/STATE/ZIP	_____
PHONE	_____
EMAIL	_____
PRODUCT NAME / MODEL / UPC OR EAN #	_____
PURCHASED FROM	_____
DATE OF PURCHASE	_____

ONLINE

www.joseeberhair.com

To invoke your limited lifetime warranty, please take a moment to register within 90 days of purchase. A valid limited lifetime warranty requires that terms and conditions be followed.