

JOSÉ EBER

INFUSION STRAIGHTENING IRON

To shop the Jose Eber store, please visit:

www.joseeberhair.com

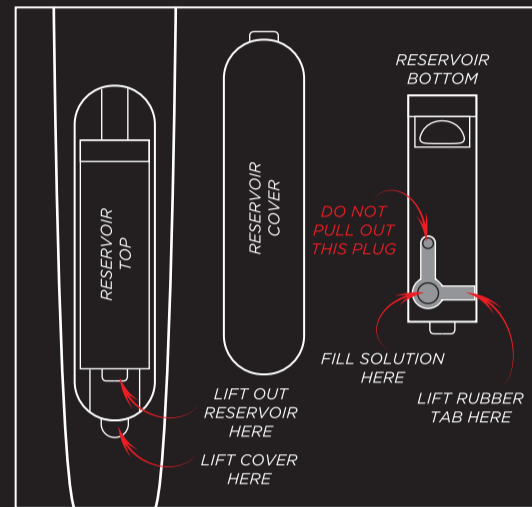
© 2016 TOL, Inc. José Eber is a registered trademark of José Eber, Inc. José Eber name, signature, likeness and logo are used under license. All rights reserved.

Model: V179 Made in China
Rating: 100-240V~, 50-60Hz, 35W Class II

FEATURES & INSTRUCTIONS

HOW TO FILL INFUSION RESERVOIR

1. We recommend filling reservoir before the start of hair styling, when iron is not hot.
 2. Find iron's reservoir located on top of iron.
 3. Open reservoirs' cover by gently popping it up and out.
 4. Pop infusion reservoir out and turn it around to find the rubber seal.
 5. Gently pull rubber seal off to expose reservoirs' opening. **Do not pull out the anchor plug at the base of the seal!**
 6. Tip Infusion Treatment bottle upside down in to the reservoirs' opening and squeeze until reservoir is full*
 7. Close opening with rubber seal and snap the reservoir into its place inside the iron.
 8. Replace reservoirs' cover.
- ** Do not overfill. If any of the Infusion Treatment liquid leaks due to overfilling, gently wipe with a dry cloth.
** When using the reservoir for the first time, or if it has dried, please wait a few minutes after filling, for the solution to wick through to the emitter.



IMPORTANT

The ultrasonic mister is designed for use with NFUSION Brand Solutions only. Use only NFUSION Brand Solutions with this iron. If you need to use water in the mister, do not use tap water, use only distilled water. Using any other liquid will likely result in malfunction of the mister and will void the limited lifetime warranty on this product.



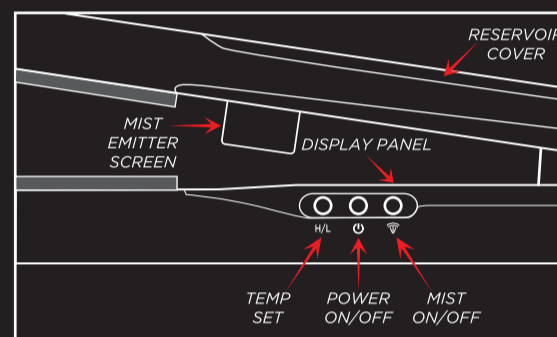
FEATURES & INSTRUCTIONS

1. Unlock Iron plates by switching the lever at the base of the iron, near the cord swivel.
2. Press the "ON" button and the control panel will light up.
3. Choose between "H" (high) and "L" (Low) temperature, based on hair type:
TEMPERATURE RANGES

Low: 360°F / 180°C	Straight - Wavy - Fine - Chemically Treated - Heat Damage
--------------------	---

High: 400°F / 205°C	Wavy - Curly - Medium - Coarse - Virgin
---------------------	---

4. Choose infusion treatment formula based on hair type and needs.
 5. Press the Mist On/Off button to release infusion treatment. Mist will be dispensed along the iron plates when they are closed.
 6. Take a section of hair, about 2 inches wide and 1/2 inch thick. Run the Vapor Iron from roots to ends. Run iron at a slow pace to ensure heat and infusion treatment are distributed evenly throughout the section of hair.
 7. Use the infusion treatment mist throughout your styling. Or infusion treatment vapor can be used intermittently on certain areas that need to be treated.
 8. Turn the mist off and turn iron off.
- NOTES: If the emitter becomes clogged with product build up, find the Mist Emitter screen and place 2 - 3 drops of solution there. Turn the mister on and close the plates until mist releases again.



FEATURES & INSTRUCTIONS

For your safety, this appliance has an Auto-Shutoff function. If left on, it will automatically shut off after 60 minutes.

IMPORTANT



The ultrasonic mister functions independently from the heating element in the iron. While using the heated iron you can dispense the NFUSION solution when desired by pressing the Mist On/Off button.

IMPORTANT SAFETY INSTRUCTIONS

When using electrical appliances, especially when children are present, please always follow the basic safety precautions as listed below.

READ ALL INSTRUCTIONS BEFORE USING

KEEP THE UNIT AWAY FROM WATER

DANGER: As for most electrical appliances, electrical parts are electrically live even if the unit is turned off.

For reducing fatal risk by electrocution:

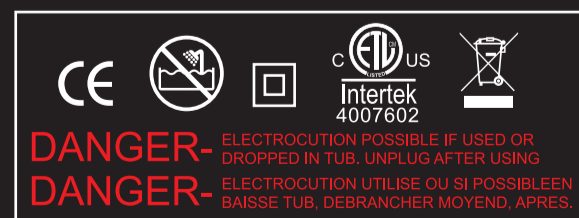
1. Always unplug the appliance immediately after use.
2. Do not use while bathing or showering.
3. Do not use this appliance near bathtubs, showers, basins or other vessels containing water.
4. Do not place in or drop into water or other liquid.
5. If the appliance falls into water, unplug it immediately. Do not reach into the water.
6. This appliance can be used by children aged from 8 years and above and persons with reduced physical, sensory or mental capabilities or lack of experience and knowledge if they have been given supervision or instruction concerning use of the appliance in a safe way and understand the hazards involved. Children shall not play with the appliance. Cleaning and user maintenance shall not be made by children without supervision.
7. If the supply cord is damaged, it must be replaced by the manufacturer or its service agent or a similarly qualified person in order to avoid a hazard.



IMPORTANT SAFETY INSTRUCTIONS

WARNING: To reduce the risk of burns, electrocution, fire or injury to any person:

1. User should not leave an appliance unattended when it is plugged in.
2. Extra care should be paid when appliance is used by, on, or near children or individuals with certain disabilities.
3. Use this appliance only for its intended use as described in this manual. Do not use attachments not recommended by the manufacturer.
4. Never use the appliance when cord/plug is damaged. Also, if the appliance does not work properly or is dropped into water/fluid, do not use it and, and/or return the appliance to a service center for examination and repair.
5. Keep the power cord away from heated surfaces. Do not wrap the cord around the appliance.
6. Do not use outdoors and never use the appliance together with any aerosol (spray) products.
7. Never use this appliance while oxygen is administered.
8. This appliance is hot when in use. Do not let eyes and bare skin touch heated surfaces.
9. Do not place the heated appliance directly on any surface while it is hot or plugged in.
10. Never drop or insert any object into any opening on the appliance.
11. Attachments become hot during use. Let them cool before handling.
12. Never use while sleeping.
13. Do not use an extension cord with this appliance.
14. Any other servicing should be performed by an authorized service representative of that the appliance has no user serviceable parts.



IMPORTANT SAFETY INSTRUCTIONS

SERVICING OF DOUBLE-INSULATED APPLIANCES

In a double-insulated appliance, two systems of insulation are provided instead of grounding. No grounding means is provided on a double-insulated appliance, nor should a means for grounding be added to the appliance. Servicing a double-insulated appliance requires extreme care and knowledge of the system, and should be done only by qualified service personnel. Replacement parts for a double-insulated appliance must be identical to the parts they replace. A double-insulated appliance is marked with the words "DOUBLE INSULATION" or "DOUBLE INSULATED". The symbol (square within a square) may also be marked on the appliance.

SAVE THESE INSTRUCTIONS

- Your appliance is virtually maintenance free. No lubrication is required.
- Keep heated parts & surfaces clean and free from dust, dirt and chemicals.
- If cleaning becomes necessary, remember to disconnect the appliance from the power supply and allow to cool. Then wipe the exterior with a damp (never wet) cloth. If the cord becomes twisted or tangled, untangle it before use.
- WARNING: If any malfunction occurs, DO NOT attempt to repair it. There are no user-serviceable parts.

STORAGE:

- Before storing the appliance, let it cool down first.
- Appliance should be kept in a place which is safe, dry and out of reach of children.
- Never wrap the cord around the appliance or the cord will wear and break prematurely. Avoid jerking, bending sharply, twisting or straining the cord or plug.

This marking indicates that this product should not be disposed with other household wastes throughout the EU. To prevent possible harm to the environment or human health from uncontrolled waste disposal, recycle it responsibly to promote the sustainable reuse of material resources. To return your used device, please use the return and collection systems or contact the retailer where the product was purchased. They can take this product for environmental safe recycling.



LIFETIME WARRANTY

Congratulations on your purchase of our product. With proper care, this hair appliance will provide the results you seek for healthy, shiny, beautiful hair.

TOL, Inc. and Buzz Beauty Limited provide a limited lifetime replacement warranty on this appliance, in accordance with the legislation of the customer's own country of residence, starting from the date on which the appliance is sold to the end user. The warranty only covers defects in material or workmanship. The repairs under warranty may only be carried out by an authorized service center. The warranty will not apply in cases of: • Normal wear and tear • Incorrect use, e.g. overloading of the appliance, use of non-approved accessories • Use of force, damage caused by external influences • Damage caused by non-observance of the user manual, e.g. connection to an unsuitable mains supply or non-compliance with the installation instructions • Use of the ultrasonic mister with any liquids other than those recommended by the manufacturer in this instruction manual. • Partially or completely dismantled appliances. To invoke the warranty, send the appliance with all its parts to the address below. Include your name, address, telephone number, email address, and a brief explanation of the problem. You must also include the original bill of purchase (with purchase date), and payment in the amount of US\$19.95 or UK£19.95 to cover the cost of shipping and handling of your replacement product. No refunds will be issued.

If you have any questions regarding this warranty, please contact:

For warranties in North America:
TOL, Inc. customerservice@tolproducts.com
26570 Agoura Rd, Suite #180
Calabasas, CA 91302

For warranties in United Kingdom and Europe:
Buzz Beauty Limited : cs@buzzretail.co.uk
Suites 1-3, SweetSpace (802)
Highgate Studios, 53/79 Highgate Road

JOSÉ EBER

INFUSION STRAIGHTENING IRON

www.joseeberhair.com

BY MAIL

By returning your registration form, you're actively registering your product. Complete the information below and mail with a copy of your receipt to **TOL, Inc. or Buzz Beauty Ltd.**

NAME
ADDRESS
CITY/STATE/ZIP
PHONE
EMAIL
PRODUCT NAME / MODEL / UPC OR EAN #
PURCHASED FROM
DATE OF PURCHASE

ONLINE

www.joseeberhair.com
www.joseeberhair.eu

To invoke your limited lifetime warranty, please take a moment to register within 90 days of purchase. A valid limited lifetime warranty requires that terms and conditions be followed.