

**IMPORTANT
NOTICE**

Do Not Return To The Place Of Purchase
If there is a problem or question about your net contact BOWNET directly

Warning :

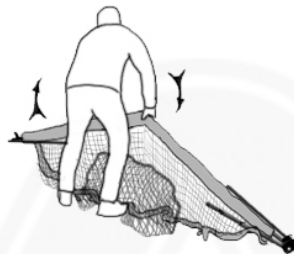
- Only use and set up with adult supervision.
- Don't drag. Use two people to move net.
- Don't leave net 'set up' unattended, overnight or for extended periods in inclement weather.
- Keep fingers away from hinges and joints
- Only use a flat thumb to depress buttons
- Net must only be used for the Sport for which it was designed.
- Replace damaged or missing parts IMMEDIATELY
- Never climb or hang on net or framework. Always keep net securely anchored with stakes or sandbags. Unsecured net can fall over causing serious injury or death.



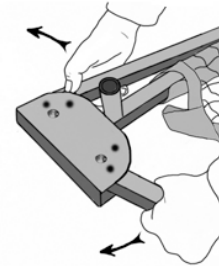
**Assembly Instructions for
Big Mouth Junior**



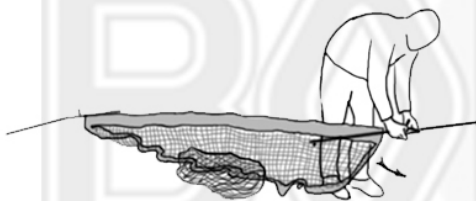
1. Swing net open and place one hinge on the ground then open to full width, and lay both hinges on the ground




2. Hold legs and swing them out to the locked position.



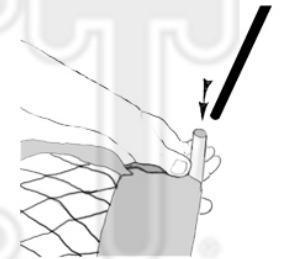
3. Repeat with all four legs



4. Take a black pole (with silver coupling) and slide it down the orange net sleeve. Placing the end into the frame tube.



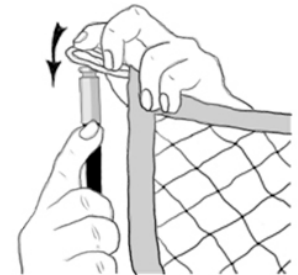
5. Slot pole (with grooved top) into silver coupling of lower pole and slide orange sleeve up



6. Loop the cord over the rod top

7. Insert pole on other side

8. Finally loop cord over rod top



1 year limited Manufactures Warranty on Manufacturing defects only.
For a full description of Warranty- Guarantee-Terms & Conditions.
See www.bownet.net/pages/warranty-page

CALIFORNIA PROPOSITION 65 WARNING
⚠️ **WARNING:** This product can expose you to chemicals including Lead, which is known to the State of California to cause cancer, and DIDP, which is known to the State of California to cause birth defects or other reproductive harm.
For more information go to www.P65Warnings.ca.gov

Triad Sports Group LLC. 912 Pancho Rd. Camarillo California 93012
Phone 805 322 8844 - Visit www.bownet.net - E-mail cs@bownet.net